



AGENDA REPORT

Consent

3

Meeting Date
December 14, 2021

SUBJECT: CITY TREASURER'S MONTHLY INVESTMENT REPORT FOR OCTOBER 2021

RECOMMENDATION: It is recommended that the City Council:

1. Receive and file the Monthly Investment Report for October 2021.

Appropriation: _____ **Fund Name:** _____

Submitted By: Laura Parisi **Approved:** Shohreh Dupuis
Laura Parisi, CPA, CCMT, City Treasurer Shohreh Dupuis, City Manager

SUMMARY OF THE MATTER

The City Council delegated the investment authority to the City Treasurer, and directed her to prepare a monthly report for the investments in accordance with the Investment Policy and California Government Code 53646. Accordingly, the report (Attachment 1) is presented at a public meeting and is available to the public on the City of Laguna Beach website. The transaction history required by California law is provided in the Custodian Statement (Attachment 2).

DISCUSSION

As of October 31, 2021, the cash and investment portfolio decreased \$1.3 million dollars resulting in a \$108.2 million dollar cash and investment balance.

The City Treasurer certified that the portfolio complied with the Investment Policy that was adopted by the City Council on December 8, 2020 and the California Government Code. She further certified that there was sufficient liquidity to meet the City's forecasted expenditures for the next six months.

The following is a discussion of the Investment Policy objectives and the current month portfolio.

Safety: The highest priority objective was achieved by investing in high quality securities. Credit risk was mitigated by limiting purchases to the safest types of investments including \$59.4 million (55%) in Federal Agency securities, \$13.4 million (12%) in medium-term corporate notes rated A or better by a nationally recognized rating agency, \$9.2 million (8%) in federally insured Certificates of Deposit, \$8.5 million (8%) in Municipal Bonds rated A or better, \$6.7 million (6%) in the California pooled investment fund, "LAIF" and supranational securities with an AAA rating.

Liquidity: This year, short-term investments were \$37.9 million dollars lower than the prior year to reflect the return to normal operations.

City Treasurer's Monthly Investment Report
December 14, 2021
Page 2 of 2

Yield: The average yield, calculated using the custodial account methodology, was 1.04% while the benchmark 2-year T-Bill was 0.48%.

FINANCIAL ANALYSIS

The recommended action has no financial impact.

ATTACHMENTS

1. Investment Report, October 2021 (Pgs. 3-8)
2. Custodial Statement (Pgs. 9-37)

Report Prepared By:

Laura Parisi, CPA, CCMT
City Treasurer

Coordinated With:

Attachment 1

October 2021

Monthly Investment Report



**City of Laguna Beach
Investment Report**

October 2021

Honorable Mayor and Members of the City Council,

The requested monthly Investment Report follows. I verify that the investment portfolio is in conformity with California laws and the Treasurer's Investment Policy which is approved annually by the City Council. The Treasurer's cash management program provides sufficient liquidity to meet expenditure requirements for the next six months.

Respectfully submitted,

Laura Parisi

**Laura Parisi, CPA, CCMT
City Treasurer**

City of Laguna Beach
City Treasurer Monthly Report - Unaudited
For the Month of October 2021

Cash Activity for the Month

Cash and Investments, beginning of month	\$	109,501,923.77
Cash receipts		8,957,704.45
Cash disbursements		(10,268,985.62)
Cash and investments, end of month	\$	<u>108,190,642.30</u>

Cash and Investment Portfolio at Month-End

	Current Year				Prior Year
	Fair Value	Cost	Pct. of Total	Avg. Return	Cost
Long-term marketable securities					
Federal agency securities	\$ 59,610,248.80	\$ 59,363,360.00	55%	0.75%	\$ 17,995,460.00
Medium-term corporate notes	10,021,914.00	9,955,257.85	9%	2.15%	10,652,463.55
Certificates of Deposit - Insured	7,931,757.50	7,750,000.00	7%	1.88%	9,494,512.50
Municipal bonds	7,737,322.55	7,830,406.85	7%	1.17%	1,263,819.80
Supranational security	1,954,140.00	1,998,870.00	2%	0.59%	998,870.00
Subtotal	<u>86,255,382.85</u>	<u>86,897,894.40</u>	<u>80%</u>	<u>1.04%</u>	<u>40,405,125.85</u>
Short-term marketable securities					
State Local Agency Investment Fund (LAIF)	6,696,523.77	6,696,523.77	6%	0.20%	33,266,033.18
Federal agency securities	-	-	0%	N.D.	5,640,797.50
Medium-term corporate notes	3,533,965.00	3,481,230.00	3%	2.29%	4,494,340.00
Municipal bonds	714,473.00	713,819.80	1%	2.05%	4,484,220.10
Certificates of Deposit - Insured	1,504,717.56	1,494,000.00	1%	2.02%	1,421,000.00
Supranational security	-	-	0%	N.D.	989,960.00
Subtotal	<u>12,449,679.33</u>	<u>12,385,573.57</u>	<u>11%</u>	<u>0.11%</u>	<u>50,266,350.78</u>
Savings, checking and change funds					
Savings and escrow accounts	573,654.67	573,654.67	1%	0.19%	560,255.20
Checking accounts (a)	6,749,284.56	6,749,284.56	6%	Allowance (a)	2,159,467.53
Transfer from custodian in transit	-	-	0%	0.00%	645,634.85
Petty cash/change funds	5,600.00	5,600.00	0%	0.00%	5,500.00
Subtotal	<u>7,328,539.23</u>	<u>7,328,539.23</u>	<u>7%</u>	<u>N.D.</u>	<u>3,370,857.58</u>
LAIF - Tax-exempt bond proceeds	27,061.18	27,061.18	0%	0.20%	26,950.55
Trustee-held assessment district funds	385,544.11	385,544.11	0%	0.20%	473,583.32
Total cash and marketable securities	<u>106,446,206.70</u>	<u>107,024,612.49</u>	<u>99%</u>		<u>94,572,868.08</u>
Assessment district bonds/loans	Not Available	817,993.00	1%	2.12%	878,993.00
Essential employee loan program (b)	Available	348,036.81	0%	2.27%	479,929.86
Total		<u>\$ 108,190,642.30</u>	<u>100%</u>		<u>\$ 95,931,790.94</u>

(a). The earnings allowance credit applies to funds held by Bank of America and partially offset the bank fees.

(b). Accumulated balance from loan schedule that was not agreed to the City General Ledger.

(c). City financed assessment districts are reported as investments above. The \$266,000 cash loaned to the districts is also reported above.

(d). High bank balance resulted from receipts totalling \$6,697,000 received on the last workday of October but reported on the first workday of November.

Cash and Investment Custody

	Fair Value	Cost Per		
		General Ledger	Bank	
US Bank	\$ 91,758,538.41	\$ 92,336,944.20	92,336,944.20	\$ 57,831,078.30
California Local Agency Investment Fund	6,723,584.95	6,723,584.95	6,723,584.95	33,292,983.73
Bank of New York Trustee	385,544.11	385,544.11	388,918.57	473,583.32
Bank of America	7,322,939.23	7,322,939.23	8,243,525.93	2,719,722.73
Bank of California	250,000.00	250,000.00	250,000.00	250,000.00
Internal change funds	5,600.00	5,600.00		5,500.00
Assessment district and essential employee bonds/loans	Not Available	1,166,029.81	Not Applicable	1,358,922.86
Total		<u>\$ 108,190,642.30</u>		<u>\$ 95,931,790.94</u>

City of Laguna Beach
Investment Portfolio Detail - Unaudited
October 31, 2021

	Investment Type	Rating	Par Value	Fair Value (a)	Purchase Price	Premium (Discount)	Purchase or Dated	Maturity Date	Coupon Rate	Purchase Yield (b)	Current Yield (a)	Days to Maturity
(1)	State Investment Pool (LAIF) (a)	NR	\$ 6,696,523.77	6,696,523.77	6,696,523.77	\$ -		Today	0.20%	0.20%	0.20%	Today
(2)	LAIF Bond Proceeds (a)	NR	27,061.18	27,061.18	27,061.18	-		Today	0.20%	0.20%	0.20%	Today
(3)	CD Everbank	NR	250,000.00	250,057.50	250,000.00	-	11/04/16	11/04/21	1.50%	1.50%	1.50%	4
(4)	Corp Apple Inc	AA+	500,000.00	502,435.00	500,600.00	600.00	07/11/19	02/09/22	2.15%	2.10%	2.14%	101
(5)	CD Third Federal Savings and Loan Assn	NR	244,000.00	246,132.56	244,000.00	-	02/22/19	02/22/22	2.80%	2.80%	2.78%	114
(6)	CD Landmark Community Bank	NR	250,000.00	251,447.50	250,000.00	-	08/23/19	02/23/22	1.90%	1.90%	1.89%	115
(7)	CD Sallie Mae Bank	NR	250,000.00	252,427.50	250,000.00	-	03/06/19	03/07/22	2.80%	2.80%	2.77%	127
(8)	CD UBS Bank USA	NR	250,000.00	250,840.00	250,000.00	-	03/11/20	03/11/22	1.00%	1.00%	1.00%	131
(9)	Corp Toyota Mtr Credit	A+	1,000,000.00	1,010,630.00	999,370.00	(630.00)	04/12/19	04/12/22	2.65%	2.67%	2.62%	163
(10)	Muni Ontario Txbi Rev	AA	710,000.00	714,473.00	713,819.80	3,819.80	05/21/20	06/01/22	2.07%	1.80%	2.06%	213
(11)	Corp Deere & Company	A	1,000,000.00	1,008,280.00	1,002,330.00	2,330.00	05/17/19	06/08/22	2.60%	2.51%	2.58%	220
(12)	CD Ally Bank	NR	250,000.00	253,812.50	250,000.00	-	07/25/19	07/25/22	2.15%	2.15%	2.12%	267
(13)	Corp Apple Inc	AA+	1,000,000.00	1,012,620.00	978,930.00	(21,070.00)	03/24/20	09/11/22	1.70%	2.59%	1.68%	315
(14)	CD Mountain America Credit Union	NR	250,000.00	255,957.50	250,000.00	-	11/30/17	11/30/22	2.40%	2.40%	2.34%	395
(15)	CD American Express Centurion Bk	NR	250,000.00	255,970.00	250,000.00	-	12/05/17	12/05/22	2.50%	2.50%	2.44%	400
(16)	CD Capital One Bank	NR	250,000.00	256,307.50	250,000.00	-	12/06/17	12/06/22	2.50%	2.50%	2.44%	401
(17)	CD Banc of California (non-negotiable)	NR	250,000.00	250,000.00	250,000.00	-	12/12/17	12/12/22	2.60%	2.60%	2.60%	407
(18)	CD Morgan Stanley Bank NA	NR	250,000.00	257,237.50	250,000.00	-	01/11/18	01/11/23	2.65%	2.65%	2.57%	437
(19)	Corp Toyota Mtr Credit	A+	1,000,000.00	1,026,470.00	1,000,000.00	-	01/18/18	01/11/23	2.70%	2.70%	2.63%	437
(20)	CD State Bank of India	NR	250,000.00	258,827.50	250,000.00	-	03/06/18	03/06/23	2.90%	2.90%	2.80%	491
(21)	CD EagleBank	NR	250,000.00	254,605.00	250,000.00	-	03/06/20	03/06/23	1.65%	1.65%	1.62%	491
(22)	CD Wells Fargo National Bank West	NR	250,000.00	254,942.50	250,000.00	-	03/06/20	03/06/23	1.75%	1.75%	1.72%	491
(23)	CD BMW Bank NA	NR	250,000.00	259,175.00	250,000.00	-	03/29/18	03/29/23	2.90%	2.90%	2.80%	514
(24)	CD Dollar Bk Fed Svgs Bk	NR	250,000.00	259,397.50	250,000.00	-	04/13/18	04/13/23	2.90%	2.90%	2.79%	529
(25)	Muni Arcadia Revenue Bond Pension Txb	AAA	500,000.00	501,100.00	500,000.00	-	11/12/20	12/01/23	0.83%	0.83%	0.83%	761
(26)	CD Citibank NA	NR	250,000.00	266,142.50	250,000.00	-	12/21/18	12/21/23	3.55%	3.55%	3.33%	781
(27)	Corp Apple	AA+	1,000,000.00	1,046,670.00	1,013,140.00	13,140.00	05/08/19	02/09/24	3.00%	2.69%	2.87%	831
(28)	Corp John Deere Capital Corp	A	1,000,000.00	1,043,000.00	1,023,500.00	23,500.00	09/20/19	03/07/24	2.60%	2.05%	2.49%	858
(29)	CD Comenity Bank	NR	250,000.00	263,410.00	250,000.00	-	04/15/19	04/15/24	2.80%	2.80%	2.66%	897
(30)	Corp IBM	A-	1,000,000.00	1,052,160.00	1,012,813.55	12,813.55	06/05/19	05/15/24	3.00%	2.72%	2.85%	927
(31)	CD Enterprise Bank	NR	250,000.00	262,445.00	250,000.00	-	05/16/19	05/16/24	2.60%	2.60%	2.48%	928
(32)	CD Wells Fargo	NR	250,000.00	263,312.50	250,000.00	-	05/30/19	06/10/24	2.70%	2.70%	2.55%	953
(33)	Corp American Honda Finance	A-	1,000,000.00	1,037,880.00	1,010,000.00	10,000.00	09/20/19	06/27/24	2.40%	2.18%	2.31%	970
(34)	Agency Federal Home Loan Bank	AA+	1,000,000.00	996,420.00	1,000,000.00	-	07/12/21	07/12/24	0.52%	0.52%	0.52%	985
(35)	Muni Yosemite Community College Txb	AA-	750,000.00	747,337.50	752,317.50	2,317.50	11/04/20	08/01/24	0.80%	0.72%	0.80%	1,005
(36)	CD Merrick Bank	NR	250,000.00	260,042.50	250,000.00	-	08/09/19	08/09/24	2.15%	2.15%	2.07%	1,013
(37)	CD Raymond James Bank NA	NR	250,000.00	259,067.50	250,000.00	-	08/23/19	08/23/24	2.00%	2.00%	1.93%	1,027
(38)	CD Live Oak Banking Company	NR	250,000.00	256,977.50	250,000.00	-	02/28/24	08/28/24	1.70%	1.70%	1.65%	1,032
(39)	Muni Folsom Cordova USD GO Txbi	AA-	820,000.00	864,870.40	891,610.60	71,610.60	11/10/20	10/01/24	3.00%	0.72%	2.84%	1,066
(40)	Corp Bank of New York Mellon	A	1,000,000.00	1,034,890.00	1,000,000.00	-	10/31/19	10/24/24	2.10%	2.10%	2.03%	1,089

City of Laguna Beach
Investment Portfolio Detail - Unaudited
October 31, 2021

	Investment Type	Rating	Par Value	Fair Value (a)	Purchase Price	Premium (Discount)	Purchase or Dated	Maturity Date	Coupon Rate	Purchase Yield (b)	Current Yield (a)	Days to Maturity
(41)	Muni Los Angeles TxbI	AA-	250,000.00	249,795.00	250,000.00	-	08/20/20	11/01/24	0.89%	0.89%	0.89%	1,097
(42)	Muni Modesto Wstwtv TxbI	AA	1,000,000.00	996,380.00	1,003,320.00	3,320.00	11/10/20	11/01/24	0.84%	0.75%	0.84%	1,097
(43)	Muni San Buenaventura Utility	AA	500,000.00	497,885.00	504,010.00	4,010.00	12/17/20	01/01/25	0.90%	0.70%	0.91%	1,158
(44)	CD Poppy Bank	NR	250,000.00	252,765.00	250,000.00	-	03/18/20	03/18/25	1.10%	1.10%	1.09%	1,234
(45)	CD Crescent Bk & Tr LA	NR	250,000.00	252,767.50	250,000.00	-	03/20/20	03/20/25	1.10%	1.10%	1.09%	1,236
(46)	CD Adirondack Bank	NR	250,000.00	252,772.50	250,000.00	-	03/25/20	03/25/25	1.10%	1.10%	1.09%	1,241
(47)	CD Border State Bank	NR	250,000.00	252,775.00	250,000.00	-	03/27/20	03/27/25	1.10%	1.10%	1.09%	1,243
(48)	CD Lakeside Bank	NR	250,000.00	255,310.00	250,000.00	-	03/30/20	03/31/25	1.40%	1.40%	1.37%	1,247
(49)	CD Nicolet National Bank	NR	250,000.00	255,310.00	250,000.00	-	03/31/20	03/31/25	1.40%	1.40%	1.37%	1,247
(50)	CD Pacific Enterprise Bank	NR	250,000.00	253,200.00	250,000.00	-	03/31/20	03/31/25	1.15%	1.15%	1.13%	1,247
(51)	CD Discover Bank	NR	250,000.00	256,577.50	250,000.00	-	04/02/20	04/02/25	1.45%	1.45%	1.51%	1,249
(52)	CD Synchrony Bank	NR	250,000.00	255,785.00	250,000.00	-	04/17/20	04/17/25	1.45%	1.45%	1.42%	1,264
(53)	CD Pacific Western Bank	NR	250,000.00	254,095.00	250,000.00	-	04/30/20	04/30/25	1.25%	1.25%	1.23%	1,277
(54)	Muni Huntington Bch Pub	AA	300,000.00	295,482.00	300,000.00	-	08/12/20	05/01/25	0.94%	0.94%	0.95%	1,278
(55)	Agency Federal Home Loan Mtg Corp	AA+	1,000,000.00	994,640.00	1,000,000.00	-	05/28/20	05/28/25	0.75%	0.75%	0.75%	1,305
(56)	CD Texas Exchange Bank	NR	250,000.00	250,225.00	250,000.00	-	04/30/20	06/13/25	1.00%	1.00%	1.00%	1,321
(57)	Muni San Jose Ca Fin Auth	AA	1,055,000.00	1,051,497.40	1,063,070.75	8,070.75	10/15/20	06/01/25	1.22%	1.05%	1.22%	1,309
(58)	Corp Precision CastParts Corp	AA-	1,000,000.00	1,070,670.00	1,111,780.00	111,780.00	06/26/20	06/15/25	3.25%	0.83%	3.03%	1,323
(59)	Muni Tamalpais Union High School CA	Aaa	500,000.00	489,600.00	500,000.00	-	08/12/20	08/01/25	0.51%	0.51%	0.52%	1,370
(60)	Muni Covina CA Pension Oblig Rev TxbI	AA	505,000.00	499,217.75	505,000.00	-	07/28/21	08/01/25	0.98%	0.98%	0.99%	1,370
(61)	Muni Chino Public Financing Authority	AA	400,000.00	398,976.00	406,048.00	6,048.00	08/12/20	09/01/25	1.45%	1.10%	1.46%	1,401
(62)	Muni La Quinta Redevelopment	AA	1,000,000.00	996,500.00	1,005,030.00	5,030.00	04/14/21	09/01/25	1.17%	1.05%	1.17%	1,401
(63)	Agency Federal Home Loan Mtg Corp	AA+	2,000,000.00	1,958,040.00	1,998,460.00	(1,540.00)	10/29/20	09/30/25	0.52%	0.54%	0.53%	1,430
(64)	Agency Federal Home Loan Bank	AA+	2,000,000.00	1,968,560.00	1,998,500.00	(1,500.00)	10/26/20	10/15/25	0.52%	0.68%	0.53%	1,445
(65)	Agency Federal Farm Credit Bank	AA+	2,000,000.00	1,968,680.00	1,998,500.00	(1,500.00)	10/23/20	10/22/25	0.52%	0.68%	0.54%	1,452
(66)	Supra Intel Bk Recon & Develop	AAA	1,000,000.00	977,200.00	998,870.00	(1,130.00)	10/28/20	10/28/25	0.50%	0.53%	0.51%	1,458
(67)	Agency Federal Home Loan Mtg Corp	AA+	1,000,000.00	985,970.00	1,000,000.00	-	11/12/20	11/12/25	0.60%	0.60%	0.61%	1,473
(68)	Agency Federal Home Loan Mtg Corp	AA+	2,000,000.00	1,972,620.00	2,000,000.00	-	11/25/20	11/25/25	0.60%	0.60%	0.61%	1,486
(69)	Agency Federal Home Loan Mtg Corp	AA+	2,000,000.00	1,974,200.00	2,000,000.00	-	11/25/20	11/25/25	0.63%	0.63%	0.63%	1,486
(70)	Agency Federal Home Loan Mtg Corp	AA+	2,000,000.00	1,974,160.00	2,000,000.00	-	11/26/20	11/26/25	0.65%	0.65%	0.66%	1,487
(71)	Agency Federal Home Loan Mtg Corp	AA+	2,000,000.00	1,971,980.00	2,000,000.00	-	12/01/20	12/01/25	0.62%	0.62%	0.63%	1,492
(72)	Agency Federal Home Loan Mtg Corp	AA+	1,000,000.00	985,670.00	1,000,000.00	-	12/17/20	12/17/25	0.63%	0.63%	0.63%	1,508
(73)	Agency Federal Home Loan Bank	AA+	1,000,000.00	985,640.00	1,000,000.00	-	12/18/20	12/18/25	0.63%	0.63%	0.63%	1,509
(74)	Agency Federal Natl Mtg Assn	AA+	1,000,000.00	985,410.00	1,000,000.00	-	12/18/20	12/18/25	0.63%	0.63%	0.63%	1,509
(75)	Agency Federal Home Loan Mtg Corp	AA+	1,000,000.00	987,560.00	1,000,000.00	-	12/30/20	12/30/25	0.70%	0.70%	0.71%	1,521
(76)	Muni Manhattan Beach - TXBL	AA	150,000.00	148,681.50	150,000.00	-	05/12/21	01/01/26	1.19%	1.19%	1.20%	1,523
(77)	Agency Federal Home Loan Bank	AA+	2,000,000.00	1,969,100.00	2,000,000.00	-	01/22/21	01/22/26	0.63%	0.63%	0.63%	1,544
(78)	Corp JP Morgan Chase Bank	A+	1,000,000.00	966,930.00	1,000,000.00	-	01/22/21	01/22/26	0.70%	0.70%	0.72%	1,544
(79)	Agency Federal Home Loan Bank	AA+	2,000,000.00	1,970,220.00	2,000,000.00	-	01/28/21	01/28/26	0.65%	0.66%	0.65%	1,550
(80)	Agency Federal Home Loan Bank	AA+	2,000,000.00	1,956,480.00	2,000,000.00	-	01/29/21	01/29/26	0.60%	0.60%	0.61%	1,551
(81)	Corp Apple Inc	AA+	800,000.00	784,184.00	798,824.00	(1,176.00)	02/08/21	02/08/26	0.73%	0.70%	0.71%	1,561

City of Laguna Beach
Investment Portfolio Detail - Unaudited
October 31, 2021

	Investment Type	Rating	Par Value	Fair Value (a)	Purchase Price	Premium (Discount)	Purchase or Dated	Maturity Date	Coupon Rate	Purchase Yield (b)	Current Yield (a)	Days to Maturity
(82)	CD JP Morgan Chase Bank	NR	250,000.00	246,562.50	250,000.00	-	02/09/21	02/09/26	0.55%	0.55%	0.56%	1,562
(83)	Supra Intel Bk Recon & Develop	AAA	1,000,000.00	976,940.00	1,000,000.00	-	02/10/21	02/10/26	0.65%	0.65%	0.66%	1,563
(84)	Agency Federal Home Loan Bank	AA+	1,000,000.00	980,540.00	1,000,000.00	-	02/18/21	02/18/26	0.60%	0.60%	0.61%	1,571
(85)	Agency Federal Home Loan Bank	AA+	1,000,000.00	983,450.00	998,650.00	(1,350.00)	02/24/21	02/24/26	0.63%	0.63%	0.64%	1,577
(86)	Agency Federal Home Loan Bank	AA+	2,000,000.00	1,968,560.00	2,000,000.00	-	02/24/21	02/24/26	0.65%	0.65%	0.66%	1,577
(87)	Agency Federal Home Loan Bank	AA+	2,000,000.00	1,970,980.00	2,000,000.00	-	02/24/21	02/24/26	0.75%	0.75%	0.76%	1,577
(88)	Agency Farmer Mac	AA+	1,000,000.00	985,750.00	1,000,000.00	-	02/25/21	02/25/26	0.69%	0.69%	0.69%	1,578
(89)	Agency Federal Home Loan Bank	AA+	2,000,000.00	1,971,640.00	2,000,000.00	-	02/25/21	02/25/26	0.70%	0.70%	0.71%	1,578
(90)	Agency Federal Home Loan Bank	AA+	1,000,000.00	978,390.00	1,000,000.00	-	02/26/21	02/26/26	0.65%	0.65%	0.66%	1,579
(91)	Agency Federal Farm Credit Bank	AA+	1,000,000.00	988,090.00	1,000,000.00	-	03/03/21	03/03/26	0.79%	0.79%	0.80%	1,584
(92)	Agency Federal Farm Credit Bank	AA+	1,000,000.00	989,260.00	1,000,000.00	-	03/09/21	03/09/26	0.80%	0.80%	0.81%	1,590
(93)	Agency Federal Home Loan Bank	AA+	2,000,000.00	1,976,940.00	2,000,000.00	-	03/10/21	03/10/26	0.80%	0.80%	0.81%	1,591
(94)	Corp Bank of America	A-	1,000,000.00	959,060.00	985,200.00	(14,800.00)	04/01/21	03/10/26	1.05%	1.36%	1.09%	1,591
(95)	Agency Federal Home Loan Bank	AA+	2,000,000.00	1,976,580.00	2,000,000.00	-	03/16/21	03/16/26	0.80%	0.80%	0.81%	1,597
(96)	Agency Federal Home Loan Bank	AA+	2,000,000.00	1,980,360.00	2,000,000.00	-	03/23/21	03/23/26	0.88%	0.88%	0.88%	1,604
(97)	Agency Federal Home Loan Bank	AA+	1,950,000.00	1,938,534.00	1,950,000.00	-	03/23/21	03/23/26	1.00%	1.00%	1.01%	1,604
(98)	Agency Federal Home Loan Bank	AA+	1,420,000.00	1,414,234.80	1,420,000.00	-	04/29/21	04/29/26	1.15%	1.15%	1.15%	1,641
(99)	Agency Farmer Mac	AA+	1,000,000.00	992,930.00	1,000,000.00	-	05/04/21	05/04/26	0.95%	0.95%	0.96%	1,646
(100)	Agency Farmer Mac	AA+	1,000,000.00	989,900.00	1,000,000.00	-	06/10/21	06/10/26	0.93%	0.93%	0.93%	1,683
(101)	Agency Federal Home Loan Bank	AA+	1,000,000.00	992,380.00	1,000,000.00	-	06/30/21	06/30/26	1.05%	1.05%	1.06%	1,703
(102)	Agency Federal Farm Credit Bank	AA+	1,000,000.00	990,130.00	999,250.00	(750.00)	06/30/21	06/30/26	1.00%	1.00%	0.99%	1,703
(103)	Agency Federal Home Loan Bank	AA+	1,000,000.00	993,620.00	1,000,000.00	-	08/30/21	08/24/26	1.10%	1.10%	1.11%	1,758
(104)	Agency Federal Home Loan Bank	AA+	2,000,000.00	1,982,440.00	2,000,000.00	-	09/17/21	09/17/26	1.00%	1.00%	1.01%	1,782
(105)	CD Goldman Sacs	NR	250,000.00	249,970.00	250,000.00	-	09/29/21	09/29/26	1.05%	1.05%	1.05%	1,794
(106)	Agency Federal Home Loan Bank	AA+	2,000,000.00	1,977,040.00	2,000,000.00	-	09/30/21	09/30/26	1.00%	1.00%	1.01%	1,795
(107)	Agency Federal Home Loan Bank	AA+	1,000,000.00	988,520.00	1,000,000.00	-	09/30/21	09/30/26	1.00%	1.00%	1.01%	1,795
(108)	CD Greenstate	NR	250,000.00	249,825.00	250,000.00	-	10/15/21	10/15/26	1.05%	1.05%	1.05%	1,810
(109)	Agency Federal Farm Credit Bank	AA+	1,000,000.00	994,630.00	1,000,000.00	-	10/20/21	10/20/26	1.14%	1.14%	1.15%	1,815
(110)	Total Marketable Securities		\$ 99,077,584.95	\$ 98,732,123.36	\$ 99,310,520.15	\$ 232,944.20	Averages			1.01%	1.04%	3.4
							2 Year Treasury Bill			0.48% yrs		

Attachment 2

October 2021

US Bank Custodial Statement with Transaction Detail

**QUESTIONS?**

If you have any questions regarding your account or this statement, please contact your Administrator.

KATHERINE ARTISHON
EP-MN-WS4E
60 LIVINGSTON AVE.
ST PAUL MN 55107
E-mail katherine.artishon@usbank.com

Portfolio Manager:
TS CIN RC #4 - MANUAL
CN-OH-W6TC

ACCOUNT NUMBER:**CITY OF LAGUNA BEAC**

This statement is for the period from October 1, 2021 to October 31, 202



000014439 04 SP 000638988971350 S
CITY OF LAGUNA BEACH
LAURA PARISI
505 FOREST AVENUE
LAGUNA BEACH, CA 92651



TABLE OF CONTENTS

Schedule	Page
Market Value Summary	1
Asset Summary	2
Income Summary	3
Cash Summary	4
Asset Detail	5
Transaction Detail	19
Sale/Maturity Summary	24
Bond Summary	25

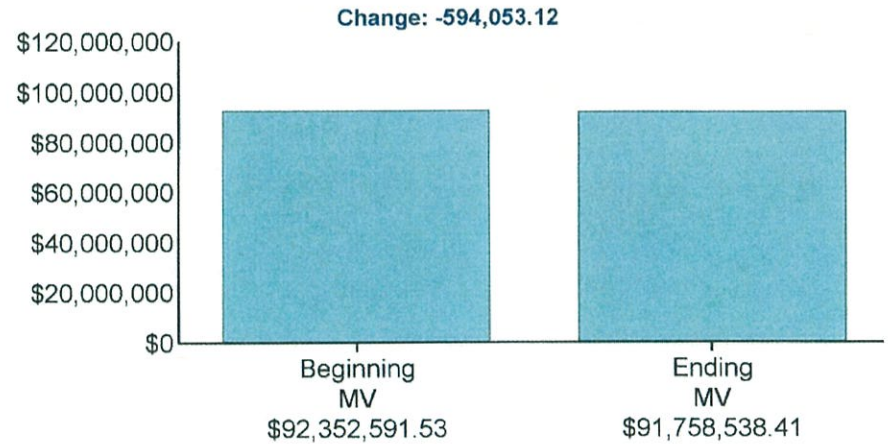


CITY OF LAGUNA BEACH
ACCOUNT NUMBER

Page 1 of 2
October 1, 2021 to October 31, 202

MARKET VALUE SUMMARY

	Current Period 10/01/21 to 10/31/21
Beginning Market Value	\$92,352,591.53
Taxable Interest	71,772.89
Cash Receipts	1,250,000.00
Cash Disbursements	-1,321,772.89
Change in Investment Value	-594,053.12
Ending Market Value	\$91,758,538.41



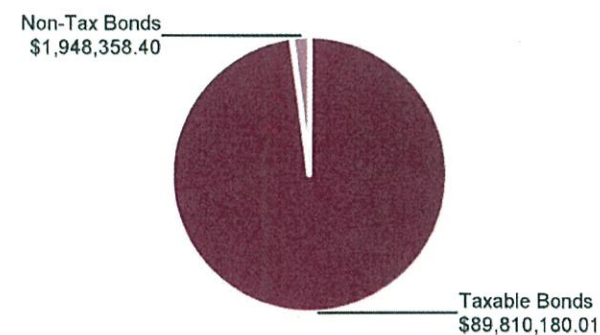


CITY OF LAGUNA BEACH
ACCOUNT NUMBER:

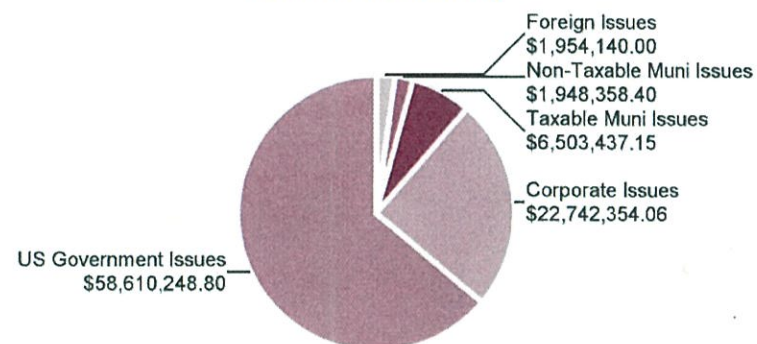
Page 2 of 2
October 1, 2021 to October 31, 2021

ASSET SUMMARY

Assets	Current Period Market Value	% of Total	Estimated Annual Income
Cash & Equivalents	0.00	0.00	0.00
Taxable Bonds	89,810,180.01	97.90	1,002,718.05
Non-Taxable Bonds	1,948,358.40	2.10	23,193.00
Total Market Value	\$91,758,538.41	100.00	\$1,025,911.05



Fixed Income Summary





Page 3 of 2

October 1, 2021 to October 31, 202

INCOME SUMMARY

	Income Received Current Period
Taxable Interest	71,772.89
Total Current Period Income	\$71,772.89

CITY OF LAGUNA BEACH
ACCOUNT NUMBER:Page 4 of 2
October 1, 2021 to October 31, 202**CASH SUMMARY**

	Cash
Beginning Cash 10/01/2021	\$1,000,000.00
Taxable Interest	71,772.89
Cash Receipts	1,250,000.00
Cash Disbursements	-1,321,772.89
Purchases	-1,250,000.00
Sales	250,000.00
Ending Cash 10/31/2021	\$0.00

CITY OF LAGUNA BEACH
ACCOUNT NUMBERPage 5 of 2
October 1, 2021 to October 31, 202

ASSET DETAIL

Security Description

Shares/Face Amt	Price	Market Value	Tax Cost	Unrealized Gain/Loss	Percent of Total Portfolio	Estimated Annual Income	Estimate Current Yield
Taxable Bonds							
US Government Issues							
FHL MC MTN - 3134GXAP9 0.600 11/12/2025							
1,000,000.000	98.5970	985,970.00	1,000,000.00	-14,030.00	1.1	6,000.00	0.6
FHL MC MTN - 3134GXDM3 0.620 12/01/2025							
2,000,000.000	98.5990	1,971,980.00	2,000,000.00	-28,020.00	2.1	12,400.00	0.6
FHL MC MTN - 3134GXCS1 0.625 11/25/2025							
2,000,000.000	98.7100	1,974,200.00	2,000,000.00	-25,800.00	2.2	12,500.00	0.6
FHL MC MTN - 3134GXFV1 0.625 12/17/2025							
1,000,000.000	98.5670	985,670.00	1,000,000.00	-14,330.00	1.1	6,250.00	0.6
FHL MC MTN - 3134GXFA7 0.650 11/26/2025							
2,000,000.000	98.7080	1,974,160.00	2,000,000.00	-25,840.00	2.2	13,000.00	0.6
FHL MC MTN - 3134GXHL1 0.700 12/30/2025							
1,000,000.000	98.7560	987,560.00	1,000,000.00	-12,440.00	1.1	7,000.00	0.7
FHL MC MTN - 3134GVVX3 0.750 05/28/2025							
1,000,000.000	99.4640	994,640.00	1,000,000.00	-5,360.00	1.1	7,500.00	0.7
FNMA - 3135GA3Z2 0.600 11/25/2025							
2,000,000.000	98.6310	1,972,620.00	2,000,000.00	-27,380.00	2.1	12,000.00	0.61
FNMA MTN - 3135GA5R8 0.625 12/18/2025							
1,000,000.000	98.5640	985,640.00	1,000,000.00	-14,360.00	1.1	6,250.00	0.63

CITY OF LAGUNA BEACH
ACCOUNT NUMBERPage 6 of 7
October 1, 2021 to October 31, 2021

ASSET DETAIL (continued)

Security Description	Shares/Face Amt	Price	Market Value	Tax Cost	Unrealized Gain/Loss	Percent of Total Portfolio	Estimated Annual Income	Estimated Current Yield
Federal Agri Mtg Corp M T N - 31422XBN1 0.690 02/25/2026	1,000,000.000	98.5750	985,750.00	1,000,000.00	-14,250.00	1.1	6,900.00	0.00
Federal Agri Mtg Corp M T N - 31422XHF2 0.925 06/10/2026	1,000,000.000	98.9900	989,900.00	1,000,000.00	-10,100.00	1.1	9,250.00	0.00
Federal Agri Mtg Corp M T N - 31422XFP2 0.950 05/04/2026	1,000,000.000	99.2930	992,930.00	1,000,000.00	-7,070.00	1.1	9,500.00	0.00
Federal Farm Cr Bks Cons Bd - 3133EMP63 0.9800% 6/30/2026	1,000,000.000	99.0130	990,130.00	999,250.00	-9,120.00	1.1	9,800.00	0.00
Federal Farm Credit Bks - 3133EMEC2 0.530 10/22/2025	2,000,000.000	98.4340	1,968,680.00	1,998,500.00	-29,820.00	2.1	10,600.00	0.00
Federal Farm Credit Bks - 3133EMSH6 0.790 03/03/2026	1,000,000.000	98.8090	988,090.00	1,000,000.00	-11,910.00	1.1	7,900.00	0.00
Federal Farm Credit Bks - 3133EMSU7 0.800 03/09/2026	1,000,000.000	98.9260	989,260.00	1,000,000.00	-10,740.00	1.1	8,000.00	0.00
Federal Farm Credit Bks - 3133ENBK5 1.140 10/20/2026	1,000,000.000	99.4630	994,630.00	1,000,000.00	-5,370.00	1.1	11,400.00	1.00
Federal Home Ln Mtg Corp 0.5200% - 3134GWUV6 9/30/2025	2,000,000.000	97.9020	1,958,040.00	1,998,460.00	-40,420.00	2.1	10,400.00	0.00
Federal Home Loan Bks - 3130AMZ88 0.520 07/12/2024	1,000,000.000	99.6420	996,420.00	1,000,000.00	-3,580.00	1.1	5,200.00	0.00



CITY OF LAGUNA BEACH
ACCOUNT NUMBER:

Page 7 of 2
October 1, 2021 to October 31, 202

ASSET DETAIL (continued)

Security Description	Shares/Face Amt	Price	Market Value	Tax Cost	Unrealized Gain/Loss	Percent of Total Portfolio	Estimated Annual Income	Estimate Current Yield
Federal Home Loan Bks - 3130AKBX3 0.520 10/15/2025	2,000,000.000	98.4280	1,968,560.00	1,998,500.00	-29,940.00	2.1	10,400.00	0.5
Federal Home Loan Bks - 3130AKPN0 0.600 01/29/2026	2,000,000.000	97.8240	1,956,480.00	2,000,000.00	-43,520.00	2.1	12,000.00	0.6
Federal Home Loan Bks - 3130AL2G8 0.600 02/18/2026	1,000,000.000	98.0540	980,540.00	1,000,000.00	-19,460.00	1.1	6,000.00	0.6
Federal Home Loan Bks - 3130AKQ74 0.625 01/22/2026	2,000,000.000	98.4550	1,969,100.00	2,000,000.00	-30,900.00	2.1	12,500.00	0.6
Federal Home Loan Bks - 3130AL7M0 0.625 02/24/2026	1,000,000.000	98.3450	983,450.00	998,650.00	-15,200.00	1.1	6,250.00	0.6
Federal Home Loan Bks - 3130AKHR0 0.625 12/18/2025	1,000,000.000	98.5410	985,410.00	1,000,000.00	-14,590.00	1.1	6,250.00	0.6
Federal Home Loan Bks - 3130AKRN8 0.650 01/28/2026	2,000,000.000	98.5110	1,970,220.00	2,000,000.00	-29,780.00	2.1	13,000.00	0.6
Federal Home Loan Bks - 3130AL5X8 0.650 02/24/2026	2,000,000.000	98.4280	1,968,560.00	2,000,000.00	-31,440.00	2.1	13,000.00	0.6
Federal Home Loan Bks - 3130AKZ25 0.650 02/26/2026	1,000,000.000	97.8390	978,390.00	1,000,000.00	-21,610.00	1.1	6,500.00	0.6
Federal Home Loan Bks - 3130ALD76 0.700 02/25/2026	2,000,000.000	98.5820	1,971,640.00	2,000,000.00	-28,360.00	2.1	14,000.00	0.7



CITY OF LAGUNA BEACH
ACCOUNT NUMBER:

Page 8 of 2
October 1, 2021 to October 31, 202

ASSET DETAIL (continued)

Security Description

	Shares/Face Amt	Price	Market Value	Tax Cost	Unrealized Gain/Loss	Percent of Total Portfolio	Estimated Annual Income	Estimate Current Yield
Federal Home Loan Bks - 3130ALCV4 0.750 02/24/2026	2,000,000.000	98.5490	1,970,980.00	2,000,000.00	-29,020.00	2.1	15,000.00	0.7
Federal Home Loan Bks - 3130ALFS8 0.800 03/10/2026	2,000,000.000	98.8470	1,976,940.00	2,000,000.00	-23,060.00	2.2	16,000.00	0.8
Federal Home Loan Bks - 3130ALDN1 0.800 03/16/2026	2,000,000.000	98.8290	1,976,580.00	2,000,000.00	-23,420.00	2.2	16,000.00	0.8
Federal Home Loan Bks - 3130ALGC2 0.875 03/23/2026	2,000,000.000	99.0180	1,980,360.00	2,000,000.00	-19,640.00	2.2	17,500.00	0.8
Federal Home Loan Bks - 3130ALGJ7 1.000 03/23/2026	1,950,000.000	99.4120	1,938,534.00	1,950,000.00	-11,466.00	2.1	19,500.00	1.0
Federal Home Loan Bks - 3130ANRR3 1.000 09/17/2026	2,000,000.000	99.1220	1,982,440.00	2,000,000.00	-17,560.00	2.2	20,000.00	1.0
Federal Home Loan Bks - 3130ANYN4 1.000 09/30/2026	2,000,000.000	98.8520	1,977,040.00	2,000,000.00	-22,960.00	2.2	20,000.00	1.0
Federal Home Loan Bks - 3130AP4X0 1.000 09/30/2026	1,000,000.000	98.8520	988,520.00	1,000,000.00	-11,480.00	1.1	10,000.00	1.0
Federal Home Loan Bks - 3130AMSS2 1.050 06/30/2026	1,000,000.000	99.2380	992,380.00	1,000,000.00	-7,620.00	1.1	10,500.00	1.0
Federal Home Loan Bks - 3130ANNP1 1.100 08/24/2026	1,000,000.000	99.3620	993,620.00	1,000,000.00	-6,380.00	1.1	11,000.00	1.1



CITY OF LAGUNA BEACH
ACCOUNT NUMBER:

Page 9 of 2
October 1, 2021 to October 31, 202

ASSET DETAIL (continued)

Security Description

Shares/Face Amt	Price	Market Value	Tax Cost	Unrealized Gain/Loss	Percent of Total Portfolio	Estimated Annual Income	Estimate Current Yield
Federal Home Loan Bks - 3130ALXJ8 1.150 04/29/2026							
1,420,000.000	99.5940	1,414,234.80	1,420,000.00	-5,765.20	1.5	16,330.00	1.1
Total US Government Issues		\$58,610,248.80	\$59,363,360.00	-\$753,111.20	63.9	\$443,580.00	

Corporate Issues

Adirondack Bank Na Ny C D - 00687QAT9 1.100 03/25/2025							
250,000.000	101.1090	252,772.50	250,000.00	2,772.50	0.3	2,750.00	1.0
Ally Bk Midvale Utah - 02007GKW2 C D 2.150 07/25/2022							
250,000.000	101.5250	253,812.50	250,000.00	3,812.50	0.3	5,375.00	2.1
American Honda Finance - 02665WCZ2 Medium Term Note 2.400 06/27/2024							
1,000,000.000	103.7880	1,037,880.00	1,010,000.00	27,880.00	1.1	24,000.00	2.3
Amex Centurion Bk - 02587D2Q0 C D 2.500 12/05/2022							
250,000.000	102.3880	255,970.00	250,000.00	5,970.00	0.3	6,250.00	2.4
Apple Inc - 037833EB2 0.700 02/08/2026							
800,000.000	98.0230	784,184.00	798,824.00	-14,640.00	0.9	5,600.00	0.7
Apple Inc - 037833DL1 1.700 09/11/2022							
1,000,000.000	101.2620	1,012,620.00	978,930.00	33,690.00	1.1	17,000.00	1.6
Apple Inc - 037833AY6 2.150 02/09/2022							
500,000.000	100.4870	502,435.00	500,600.00	1,835.00	0.5	10,750.00	2.1



CITY OF LAGUNA BEACH
ACCOUNT NUMBER:

Page 10 of 2
October 1, 2021 to October 31, 202

ASSET DETAIL (continued)

Security Description	Shares/Face Amt	Price	Market Value	Tax Cost	Unrealized Gain/Loss	Percent of Total Portfolio	Estimated Annual Income	Estimate Current Yield
Apple Inc - 037833CG3 3.000 02/09/2024	1,000,000.000	104.6670	1,046,670.00	1,013,140.00	33,530.00	1.1	30,000.00	2.8
Bank Of Ny Mellon Corp - 06406RAL1 Medium Term Note 2.100 10/24/2024	1,000,000.000	103.4890	1,034,890.00	1,000,000.00	34,890.00	1.1	21,000.00	2.0
Bk Of America Corp - 06048WL65 Medium Term Note 1.050 03/10/2026	1,000,000.000	95.9060	959,060.00	985,200.00	-26,140.00	1.0	10,500.00	1.0
Bmw Bank North America - 05580AMB7 C D 2.900 03/29/2023	250,000.000	103.6700	259,175.00	250,000.00	9,175.00	0.3	7,250.00	2.8
Border ST Bk Greenbush Minn CD - 099703GF1 C D 1.100 03/27/2025	250,000.000	101.1100	252,775.00	250,000.00	2,775.00	0.3	2,750.00	1.0
Capital One Bank USA - 1404206T2 C D 2.500 12/06/2022	250,000.000	102.5230	256,307.50	250,000.00	6,307.50	0.3	6,250.00	2.4
Citibank Na - 17312QX87 C D 3.550 12/21/2023	250,000.000	106.4570	266,142.50	250,000.00	16,142.50	0.3	8,875.00	3.3
Comenity Capital Bank - 20033AU38 C D 2.800 04/15/2024	250,000.000	105.3640	263,410.00	250,000.00	13,410.00	0.3	7,000.00	2.6



CITY OF LAGUNA BEACH
ACCOUNT NUMBER.

Page 11 of 2
October 1, 2021 to October 31, 202

ASSET DETAIL (continued)

Security Description	Shares/Face Amt	Price	Market Value	Tax Cost	Unrealized Gain/Loss	Percent of Total Portfolio	Estimated Annual Income	Estimate Current Yield
Crescent Bank Trust - 225645DN7 C D 1.100 03/20/2025	250,000.000	101.1070	252,767.50	250,000.00	2,767.50	0.3	2,750.00	1.0
Deere Company - 244199BE4 2.600 06/08/2022	1,000,000.000	100.8280	1,008,280.00	1,002,330.00	5,950.00	1.1	26,000.00	2.5
Discover Bk - 254673A22 C D 1.550 04/02/2025	250,000.000	102.6310	256,577.50	250,000.00	6,577.50	0.3	3,875.00	1.5
Dollar Bk Fed Svgs Bk - 25665QAX3 C D 2.900 04/13/2023	250,000.000	103.7590	259,397.50	250,000.00	9,397.50	0.3	7,250.00	2.7
Eaglebank - 27002YEV4 C D 1.650 03/06/2023	250,000.000	101.8420	254,605.00	250,000.00	4,605.00	0.3	4,125.00	1.6
Enterprise Bank Pa - 29367RKT2 C D 2.600 05/16/2024	250,000.000	104.9780	262,445.00	250,000.00	12,445.00	0.3	6,500.00	2.4
Everbank Jacksonville Fla - 29976DW55 C D 1.500 11/04/2021	250,000.000	100.0230	250,057.50	250,000.00	57.50	0.3	3,750.00	1.5
Goldman Sachs Bk USA New York - 38149MA94 C D 1.050 09/29/2026	250,000.000	99.9880	249,970.00	250,000.00	-30.00	0.3	2,625.00	1.0



CITY OF LAGUNA BEACH
ACCOUNT NUMBER:

Page 12 of 2
October 1, 2021 to October 31, 202

ASSET DETAIL (continued)

Security Description	Shares/Face Amt	Price	Market Value	Tax Cost	Unrealized Gain/Loss	Percent of Total Portfolio	Estimated Annual Income	Estimate Current Yie
Greenstate Cr Un North Liberty - 39573LBZ0 C D 1.050 10/15/2026	250,000.000	99.9300	249,825.00	250,000.00	-175.00	0.3	2,625.00	1.0
IBM Corp - 459200JY8 3.000 05/15/2024	1,000,000.000	105.2160	1,052,160.00	1,012,813.55	39,346.45	1.1	30,000.00	2.8
John Deere Capital Corp - 24422EUX5 Medium Term Note 2.600 03/07/2024	1,000,000.000	104.3000	1,043,000.00	1,023,500.00	19,500.00	1.1	26,000.00	2.4
Jpmorgan Chase Bk N A - 46632FRU1 Medium Term Note 0.700 01/22/2026	1,000,000.000	96.6930	966,930.00	1,000,000.00	-33,070.00	1.1	7,000.00	0.7
Jpmorgan Chase Bk Na Columbus Ohio - 48128UYQ6 C D 0.550 02/09/2026	250,000.000	98.6250	246,562.50	250,000.00	-3,437.50	0.3	1,375.00	0.9
Lakeside Bk Chicago Ill - 51210SSD0 C D 1.400 03/31/2025	250,000.000	102.1240	255,310.00	250,000.00	5,310.00	0.3	3,500.00	1.3
Landmark Community Bank - 51507LBV5 C D 1.900 02/23/2022	250,000.000	100.5790	251,447.50	250,000.00	1,447.50	0.3	4,750.00	1.8
Live Oak Bkg Co Wilmington N C - 538036JU9 C D 1.700 08/28/2024	250,000.000	102.7910	256,977.50	250,000.00	6,977.50	0.3	4,250.00	1.6



CITY OF LAGUNA BEACH
ACCOUNT NUMBER:

Page 13 of 2
October 1, 2021 to October 31, 202

ASSET DETAIL (continued)

Security Description	Shares/Face Amt	Price	Market Value	Tax Cost	Unrealized Gain/Loss	Percent of Total Portfolio	Estimated Annual Income	Estimate Current Yield
Merrick Bk South Jordan Ut - 59013KBZ8 C D 2.150 08/09/2024	250,000.000	104.0170	260,042.50	250,000.00	10,042.50	0.3	5,375.00	2.0
Morgan Stanley Bank Na - 61747MF63 C D 2.650 01/11/2023	250,000.000	102.8950	257,237.50	250,000.00	7,237.50	0.3	6,625.00	2.6
Mountain Amer Fed Cr Un West - 62384RAD8 C D 2.400 11/30/2022	250,000.000	102.3830	255,957.50	250,000.00	5,957.50	0.3	6,000.00	2.3
Nicolet Natl Bank Green Baywi - 654062JZ2 C D 1.400 03/31/2025	250,000.000	102.1240	255,310.00	250,000.00	5,310.00	0.3	3,500.00	1.3
Pacific Enterprise Bk Ca - 694231AC5 C D 1.150 03/31/2025	250,000.000	101.2800	253,200.00	250,000.00	3,200.00	0.3	2,875.00	1.1
Pacific Westn Bk Beverly Hillscalif - 69506YRL5 C D 1.250 04/30/2025	250,000.000	101.6380	254,095.00	250,000.00	4,095.00	0.3	3,125.00	1.2
Poppy Bk Santa Rosa Calif - 73319FAF6 C D 1.100 03/18/2025	250,000.000	101.1060	252,765.00	250,000.00	2,765.00	0.3	2,750.00	1.0
Precision Castparts Corp - 740189AM7 3.250 06/15/2025	1,000,000.000	107.0670	1,070,670.00	1,111,780.00	-41,110.00	1.2	32,500.00	3.0



CITY OF LAGUNA BEACH
ACCOUNT NUMBER:

Page 14 of 2
October 1, 2021 to October 31, 202

ASSET DETAIL (continued)

Security Description	Shares/Face Amt	Price	Market Value	Tax Cost	Unrealized Gain/Loss	Percent of Total Portfolio	Estimated Annual Income	Estimate Current Yield
Raymond James Bk Natl Assn ST - 75472RAE1 C D 2.000 08/23/2024	250,000.000	103.6270	259,067.50	250,000.00	9,067.50	0.3	5,000.00	1.9
Sallie Mae Bank - 795450Z81 C D 2.800 03/07/2022	250,000.000	100.9710	252,427.50	250,000.00	2,427.50	0.3	7,000.00	2.7
State Bk India New York Ny - 856285JQ5 C D 2.900 03/06/2023	250,000.000	103.5310	258,827.50	250,000.00	8,827.50	0.3	7,250.00	2.8
Synchrony Bk Retail - 87165FZD9 C D 1.450 04/17/2025	250,000.000	102.3140	255,785.00	250,000.00	5,785.00	0.3	3,625.00	1.4
Texas Exchange Bk Crowley - 88241THJ2 C D 1.000 06/13/2025	250,000.000	100.0900	250,225.00	250,000.00	225.00	0.3	2,500.00	1.0
Third Fed Svgs Ln Assn Of - 88413QCG1 C D 2.800 02/22/2022	244,000.000	100.8740	246,132.56	244,000.00	2,132.56	0.3	6,832.00	2.7
Toyota Motor Credit Corp - 89236TFX8 Medium Term Note 2.650 04/12/2022	1,000,000.000	101.0630	1,010,630.00	999,370.00	11,260.00	1.1	26,500.00	2.6
Toyota Motor Credit Corp - 89236TEL5 Medium Term Note 2.700 01/11/2023	1,000,000.000	102.6470	1,026,470.00	1,000,000.00	26,470.00	1.1	27,000.00	2.6

CITY OF LAGUNA BEACH
ACCOUNT NUMBERPage 15 of 2
October 1, 2021 to October 31, 202

ASSET DETAIL (continued)

Security Description	Shares/Face Amt	Price	Market Value	Tax Cost	Unrealized Gain/Loss	Percent of Total Portfolio	Estimated Annual Income	Estimate Current Yield
Ubs Bank USA - 90348JSW1 C D 1.000 03/11/2022	250,000.000	100.3360	250,840.00	250,000.00	840.00	0.3	2,500.00	1.0
Wells Fargo Bk N A Sioux Falls - 949763D60 C D 2.700 06/10/2024	250,000.000	105.3250	263,312.50	250,000.00	13,312.50	0.3	6,750.00	2.5
Wells Fargo Natl Bk West - 949495BF1 C D 1.750 03/06/2023	250,000.000	101.9770	254,942.50	250,000.00	4,942.50	0.3	4,375.00	1.7
Total Corporate Issues			\$22,742,354.06	\$22,430,487.55	\$311,866.51	24.8	\$463,807.00	
Foreign Issues								
International Bank M T N - 459058JL8 0.500 10/28/2025	1,000,000.000	97.7200	977,200.00	998,870.00	-21,670.00	1.1	5,000.00	0.5
International Bank M T N - 459058JS3 0.650 02/10/2026	1,000,000.000	97.6940	976,940.00	1,000,000.00	-23,060.00	1.1	6,500.00	0.6
Total Foreign Issues			\$1,954,140.00	\$1,998,870.00	-\$44,730.00	2.1	\$11,500.00	
Taxable Municipal Issues								
Arcadia Calif Pension Oblig Taxable - 039063AC6 Bds 2020 Ca 0.833 12/01/2023 Taxable	500,000.000	100.2200	501,100.00	500,000.00	1,100.00	0.5	4,165.00	0.8



CITY OF LAGUNA BEACH
ACCOUNT NUMBER: (

Page 16 of 2
October 1, 2021 to October 31, 202

ASSET DETAIL (continued)

Security Description

Shares/Face Amt	Price	Market Value	Tax Cost	Unrealized Gain/Loss	Percent of Total Portfolio	Estimated Annual Income	Estimate Current Yield
Covina Ca Pension Oblig Taxable - 223047AD3 Bds 0.979 08/01/2025 Taxable							
505,000.000	98.8550	499,217.75	505,000.00	-5,782.25	0.5	4,943.95	0.9
Folsom Cordova Ca Uni Sch Dist - 34440PCM1 Taxable Go Ref Bds 2020 B 3.000 10/01/2024 Taxable							
820,000.000	105.4720	864,870.40	891,610.60	-26,740.20	0.9	24,600.00	2.8
Huntington Beach Calif Pub Fing Auth - 446216HJ5 Rev Taxable Lease Ref Bds 2020 B Ca 0.943 05/01/2025 Taxable							
300,000.000	98.4940	295,482.00	300,000.00	-4,518.00	0.3	2,829.00	0.9
La Quinta Calif Redev Agy Successor - 50420BDE9 Agy Tax Alloc Ref Taxable Bds Ca 1.168 09/01/2025 Taxable							
1,000,000.000	99.6500	996,500.00	1,005,030.00	-8,530.00	1.1	11,680.00	1.1
Los Angeles Calif Mun Impt Corp - 544587Y44 Lease Rev Taxable Ref Bds 2020 C Ca 0.890 11/01/2024 Taxable							
250,000.000	99.9180	249,795.00	250,000.00	-205.00	0.3	2,225.00	0.8
Manhattan Beach Ca Pension Oblig - 562784AF5 Taxable Bds 1.186 01/01/2026 Taxable							
150,000.000	99.1210	148,681.50	150,000.00	-1,318.50	0.2	1,779.00	1.2
Modesto Ca Wastewater Rev Taxable - 607802BZ7 Ref Bds 2020A 0.835 11/01/2024 Taxable							
1,000,000.000	99.6380	996,380.00	1,003,320.00	-6,940.00	1.1	8,350.00	0.8
Ontario Calif Pension Oblig Taxable - 68304FAB2 Bds 2020 Ca 2.071 06/01/2022 Taxable							
710,000.000	100.6300	714,473.00	713,819.80	653.20	0.8	14,704.10	2.0



CITY OF LAGUNA BEACH
ACCOUNT NUMBER:

Page 17 of 2
October 1, 2021 to October 31, 202

ASSET DETAIL (continued)

Security Description	Shares/Face Amt	Price	Market Value	Tax Cost	Unrealized Gain/Loss	Percent of Total Portfolio	Estimated Annual Income	Estimate Current Yield
Tamalpais Calif Un High Sch Dist - 874857KU8 Taxable Go Ref Bds 2021 Ca 0.505 08/01/2025 Taxable	500,000.000	97.9200	489,600.00	500,000.00	-10,400.00	0.5	2,525.00	0.5
Yosemite Ca Cmnty College Dist - 987388GL3 Taxable Go Ref Bds 2020B 0.804 08/01/2024 Taxable	750,000.000	99.6450	747,337.50	752,317.50	-4,980.00	0.8	6,030.00	0.8
Total Taxable Municipal Issues			\$6,503,437.15	\$6,571,097.90	-\$67,660.75	7.1	\$83,831.05	
Total Taxable Bonds			\$89,810,180.01	\$90,363,815.45	-\$553,635.44	97.9	\$1,002,718.05	

Non-Taxable Bonds

Non-Taxable Municipal Issues

Chino Calif Pub Fing Auth Rev Loc - 169548FL3 Agy Taxable Ref Bds 1.4530% 9/1/2025	400,000.000	99.7440	398,976.00	406,048.00	-7,072.00	0.4	5,812.00	1.4
San Buenaventura Calif Wastewater - 797053AZ8 Rev Taxable Ref Bds 0.9020% 1/1/2025	500,000.000	99.5770	497,885.00	504,010.00	-6,125.00	0.5	4,510.00	0.9



CITY OF LAGUNA BEACH
ACCOUNT NUMBER:

Page 18 of 2
October 1, 2021 to October 31, 202

ASSET DETAIL (continued)

Security Description	Shares/Face Amt	Price	Market Value	Tax Cost	Unrealized Gain/Loss	Percent of Total Portfolio	Estimated Annual Income	Estimate Current Yield
San Jose Calif Fing Auth Lease Rev - 798153NX6 Taxable Bds 1.2200% 6/1/2025	1,055,000.000	99.6680	1,051,497.40	1,063,070.75	-11,573.35	1.1	12,871.00	1.2
Total Non-Taxable Municipal Issues			\$1,948,358.40	\$1,973,128.75	-\$24,770.35	2.1	\$23,193.00	
Total Non-Taxable Bonds			\$1,948,358.40	\$1,973,128.75	-\$24,770.35	2.1	\$23,193.00	
Total Assets			\$91,758,538.41	\$92,336,944.20	-\$578,405.79	100.0	\$1,025,911.05	
Estimated Current Yield								1.1

ASSET DETAIL MESSAGES

Time of trade execution and trading party (if not disclosed) will be provided upon request.

Publicly traded assets are valued in accordance with market quotations or valuation methodologies from financial industry services believed by us to be reliable. Assets that are not publicly traded may be reflected at values from other external sources. Assets for which a current value is not available may be reflected at a previous value or as not valued, at par value, or at a nominal value. Values shown do not necessarily reflect prices at which assets could be bought or sold. Values are updated based on internal policy and may be updated less frequently than statement generation.

Estimated Current Yield and Estimated Annual Income are estimates provided for informational purposes only and should not be relied on for making investment, trading, or tax decisions. The estimates may not represent the actual value earned by your investments and they provide no guarantee of what your investments may earn in the future.

CITY OF LAGUNA BEACH
ACCOUNT NUMBERPage 19 of 2
October 1, 2021 to October 31, 202

TRANSACTION DETAIL

Date Posted	Activity	Description	Cash	Tax Cost
Beginning Balance 10/01/2021			\$1,000,000.00	\$91,336,944.20
10/01/21	Cash Disbursement	Cash Disbursement Paid To City Of Laguna Beach ACH Transfer To Checking	-12,649.32	
10/01/21	Asset Income	Interest Earned On Folsom Cordova Ca 3.000% 10/01/24 0.015 USD/\$1 Pv On 820,000 Par Value Due 10/1/21	12,300.00	
10/01/21	Asset Income	Interest Earned On Live Oak Bkg Co C D 1.700% 8/28/24 0.001397 USD/\$1 Pv On 250,000 Par Value Due 10/1/21	349.32	
10/04/21	Cash Disbursement	Cash Disbursement Paid To City Of Laguna Beach ACH Transfer To Checking	-2,148.29	
10/04/21	Asset Income	Interest Earned On Discover Bk C D 1.550% 4/02/25 0.007771 USD/\$1 Pv On 250,000 Par Value Due 10/2/21	1,942.81	
10/04/21	Asset Income	Interest Earned On Texas Exchange C D 1.000% 6/13/25 0.000822 USD/\$1 Pv On 250,000 Par Value Due 10/2/21	205.48	
10/06/21	Cash Disbursement	Cash Disbursement Paid To City Of Laguna Beach ACH Transfer To Checking	-698.63	
10/06/21	Asset Income	Interest Earned On Eaglebank C D 1.650% 3/06/23 0.001356 USD/\$1 Pv On 250,000 Par Value Due 10/6/21	339.04	
10/06/21	Asset Income	Interest Earned On Wells Fargo Natl C D 1.750% 3/06/23 0.001438 USD/\$1 Pv On 250,000 Par Value Due 10/6/21	359.59	
10/07/21	Cash Disbursement	Cash Disbursement Paid To State Of California Laif Outgoing Domestic Wire Per Client Request	-1,000,000.00	
10/12/21	Cash Disbursement	Cash Disbursement Paid To City Of Laguna Beach ACH Transfer To Checking	-16,796.23	



CITY OF LAGUNA BEACH
ACCOUNT NUMBER:

Page 20 of 2
October 1, 2021 to October 31, 202

TRANSACTION DETAIL (continued)

Date Posted	Activity	Description	Cash	Tax Cost
10/12/21	Cash Disbursement	Cash Disbursement Paid To State Of California Laif Outgoing Domestic Wire Per Client Request	-250,000.00	
10/12/21	Sale	Matured 250,000 Par Value Of Cross Riv Bk C D 1.850% 10/12/21 Trade Date 10/12/21 250,000 Par Value At 100 %	250,000.00	-250,000.00
10/12/21	Asset Income	Interest Earned On Merrick Bk C D 2.150% 8/09/24 0.001767 USD/\$1 Pv On 250,000 Par Value Due 10/9/21	441.78	
10/12/21	Asset Income	Interest Earned On Cross Riv Bk C D 1.850% 10/12/21 0.009377 USD/\$1 Pv On 250,000 Par Value Due 10/10/21	2,344.18	
10/12/21	Asset Income	Interest Earned On Wells Fargo Bk C D 2.700% 6/10/24 0.002219 USD/\$1 Pv On 250,000 Par Value Due 10/10/21	554.79	
10/12/21	Asset Income	Interest Earned On Ubs Bank USA C D 1.000% 3/11/22 0.000822 USD/\$1 Pv On 250,000 Par Value Due 10/11/21	205.48	
10/12/21	Asset Income	Interest Earned On Toyota Motor Mtn 2.650% 4/12/22 0.01325 USD/\$1 Pv On 1,000,000 Par Value Due 10/12/21	13,250.00	
10/13/21	Cash Disbursement	Cash Disbursement Paid To City Of Laguna Beach ACH Transfer To Checking	-3,634.93	
10/13/21	Asset Income	Interest Earned On Dollar Bk Fed C D 2.900% 4/13/23 0.01454 USD/\$1 Pv On 250,000 Par Value Due 10/13/21	3,634.93	
10/15/21	Cash Receipt	Cash Receipt Incoming Wires Wire Recd From US Bank California	250,000.00	
10/15/21	Cash Disbursement	Cash Disbursement Paid To City Of Laguna Beach ACH Transfer To Checking	-6,268.49	

CITY OF LAGUNA BEACH
ACCOUNT NUMBER.Page 21 of 2
October 1, 2021 to October 31, 202

TRANSACTION DETAIL (continued)

Date Posted	Activity	Description	Cash	Tax Cost
10/15/21	Purchase	Purchased 250,000 Par Value Of Greenstate Cr C D 1.050% 10/15/26 Trade Date 10/7/21 Purchased Through Multi-Bank Securities Inc 250,000 Par Value At 100 %	-250,000.00	250,000.00
10/15/21	Asset Income	Interest Earned On Comenity Capital C D 2.800% 4/15/24 0.002301 USD/\$1 Pv On 250,000 Par Value Due 10/15/21	575.34	
10/15/21	Asset Income	Interest Earned On F H L B Deb 0.520% 10/15/25 0.0026 USD/\$1 Pv On 2,000,000 Par Value Due 10/15/21	5,200.00	
10/15/21	Asset Income	Interest Earned On Mountain Amer C D 2.400% 11/30/22 0.001973 USD/\$1 Pv On 250,000 Par Value Due 10/15/21	493.15	
10/18/21	Cash Disbursement	Cash Disbursement Paid To City Of Laguna Beach ACH Transfer To Checking	-2,043.50	
10/18/21	Asset Income	Interest Earned On Synchrony Bk C D 1.450% 4/17/25 0.00727 USD/\$1 Pv On 250,000 Par Value Due 10/17/21	1,817.47	
10/18/21	Asset Income	Interest Earned On Poppy Bk Santa C D 1.100% 3/18/25 0.000904 USD/\$1 Pv On 250,000 Par Value Due 10/18/21	226.03	
10/20/21	Cash Receipt	Cash Receipt Incoming Wires Wire Recd From US Bank California	1,000,000.00	
10/20/21	Cash Disbursement	Cash Disbursement Paid To City Of Laguna Beach ACH Transfer To Checking	-226.03	
10/20/21	Purchase	Purchased 1,000,000 Par Value Of F F C B Deb 1.140% 10/20/26 Trade Date 10/14/21 Purchased Through Unionbanc Investment Services Purchased On The OTC Bulletin Board 1,000,000 Par Value At 100 %	-1,000,000.00	1,000,000.00



CITY OF LAGUNA BEACH
ACCOUNT NUMBER

Page 22 of 2
October 1, 2021 to October 31, 202

TRANSACTION DETAIL (continued)

Date Posted	Activity	Description	Cash	Tax Cost
10/20/21	Asset Income	Interest Earned On Crescent Bank C D 1.100% 3/20/25 0.000904 USD/\$1 Pv On 250,000 Par Value Due 10/20/21	226.03	
10/22/21	Cash Disbursement	Cash Disbursement Paid To City Of Laguna Beach ACH Transfer To Checking	-5,300.00	
10/22/21	Asset Income	Interest Earned On F F C B Deb 0.530% 10/22/25 0.00265 USD/\$1 Pv On 2,000,000 Par Value Due 10/22/21	5,300.00	
10/25/21	Cash Disbursement	Cash Disbursement Paid To City Of Laguna Beach ACH Transfer To Checking	-11,116.44	
10/25/21	Asset Income	Interest Earned On Landmark C D 1.900% 2/23/22 0.001562 USD/\$1 Pv On 250,000 Par Value Due 10/23/21	390.41	
10/25/21	Asset Income	Interest Earned On Bank Of Ny Mtn 2.100% 10/24/24 0.0105 USD/\$1 Pv On 1,000,000 Par Value Due 10/24/21	10,500.00	
10/25/21	Asset Income	Interest Earned On Adirondack Bank C D 1.100% 3/25/25 0.000904 USD/\$1 Pv On 250,000 Par Value Due 10/25/21	226.03	
10/27/21	Cash Disbursement	Cash Disbursement Paid To City Of Laguna Beach ACH Transfer To Checking	-226.03	
10/27/21	Asset Income	Interest Earned On Border ST Bk C D 1.100% 3/27/25 0.000904 USD/\$1 Pv On 250,000 Par Value Due 10/27/21	226.03	
10/28/21	Cash Disbursement	Cash Disbursement Paid To City Of Laguna Beach ACH Transfer To Checking	-2,500.00	
10/28/21	Asset Income	Interest Earned On Intl Bk M T N 0.500% 10/28/25 0.0025 USD/\$1 Pv On 1,000,000 Par Value Due 10/28/21	2,500.00	



CITY OF LAGUNA BEACH
ACCOUNT NUMBER:

Page 23 of 2
October 1, 2021 to October 31, 202

TRANSACTION DETAIL (continued)

Date Posted	Activity	Description	Cash	Tax Cost
10/29/21	Cash Disbursement	Cash Disbursement Paid To City Of Laguna Beach ACH Transfer To Checking	-8,165.00	
10/29/21	Asset Income	Interest Earned On F H L B Deb 1.150% 4/29/26 0.00575 USD/\$1 Pv On 1,420,000 Par Value Due 10/29/21	8,165.00	
Ending Balance 10/31/2021			\$0.00	\$92,336,944.20

CITY OF LAGUNA BEACH
ACCOUNT NUMBER: .Page 24 of 2
October 1, 2021 to October 31, 2021

SALE/MATURITY SUMMARY

	Settlement Date	Description	Tax Cost	Proceeds	Estimated Gain/Loss
Taxable Bonds					
Cross Riv Bk Teaneck N J C D 1.850 10/12/2021 227563BA0					
	10/12/21	Matured 250,000 Par Value Trade Date 10/12/21 250,000 Par Value At 100 %	-250,000.00	250,000.00	
Total Taxable Bonds			-\$250,000.00	\$250,000.00	\$0.00
Total Sales & Maturities			-\$250,000.00	\$250,000.00	\$0.00

SALE/MATURITY SUMMARY MESSAGES

Estimated Year-To-Date Long-Term Gain (Loss): \$8,713.15

Estimates should not be used for tax purposes



CITY OF LAGUNA BEACH
ACCOUNT NUMBER

Page 26 of 2
October 1, 2021 to October 31, 2021

BOND SUMMARY (continued)

	Par Value	Market Value	Percentage of Category
WR	3,950,000.00	3,909,514.00	4.2
N/A	12,065,000.00	12,090,575.25	13.1
NOT RATED	5,244,000.00	5,362,970.06	5.8
Total of Category	\$92,104,000.00	\$91,758,538.41	100.0

S&P RATING

AAA	2,650,000.00	2,603,921.50	2.8
AA+	47,670,000.00	47,155,357.80	51.3
AA	5,470,000.00	5,524,581.15	6.0
AA-	2,070,000.00	2,111,165.40	2.3
A+	3,000,000.00	3,004,030.00	3.2
A	3,000,000.00	3,086,170.00	3.3
A-	3,000,000.00	3,049,100.00	3.3
N/A	17,500,000.00	17,307,260.00	18.8
NOT RATED	7,744,000.00	7,916,952.56	8.6
Total of Category	\$92,104,000.00	\$91,758,538.41	100.0

BOND SUMMARY MESSAGES

Data contained within this section excluded Mutual Funds, Exchange Traded Funds, and Closed-Ended Funds.

Glossary

Accretion - The accumulation of the value of a discounted bond until maturity.

Adjusted Prior Market Realized Gain/Loss - The difference between the proceeds and the Prior Market Value of the transaction.

Adjusted Prior Market Unrealized Gain/Loss - The difference between the Market Value and the Adjusted Prior Market Value.

Adjusted Prior Market Value - A figure calculated using the beginning Market Value for the fiscal year adjusted for all asset related transactions during the period, employing an average cost methodology.

Amortization - The decrease in value of a premium bond until maturity.

Asset - Anything owned that has commercial exchange value. Assets may consist of specific property or of claims against others, in contrast to obligations due to others (liabilities).

Bond Rating - A measurement of a bond's quality based upon the issuer's financial condition. Ratings are assigned by independent rating services, such as Moody's, or S&P, and reflect their opinion of the issuer's ability to meet the scheduled interest and principal repayments for the bond.

Cash - Cash activity that includes both income and principal cash categories.

Change in Unrealized Gain/Loss - Also reported as Gain/Loss in Period in the Asset Detail section. This figure shows the market appreciation (depreciation) for the current period.

Cost Basis (Book Value) - The original price of an asset, normally the purchase price or appraised value at the time of acquisition. Book Value method maintains an average cost for each asset.

Cost Basis (Tax Basis) - The original price of an asset, normally the purchase price or appraised value at the time of acquisition. Tax Basis uses client determined methods such as Last-In-First-Out (LIFO), First-In-First-Out (FIFO), Average, Minimum Gain, and Maximum Gain.

Ending Accrual - (Also reported as Accrued Income) Income earned but not yet received, or expense incurred but not yet paid, as of the end of the reporting period.

Estimated Annual Income - The amount of income a particular asset is anticipated to earn over the next year. The shares multiplied by annual income rate.

Estimated Current Yield - The annual rate of return on an investment expressed as a percentage. For stocks, yield is calculated by taking the annual dividend payments divided by the stock's current share price. For bonds, yield is calculated by the coupon rate divided by the bond's market price.

Ex-Dividend Date - (Also reported as Ex-Date) For stock trades, the person who owns the security on the ex-dividend date will earn the dividend, regardless of who currently owns the stock.

Income Cash - A category of cash comprised of ordinary earnings derived from investments, usually dividends and interest.

Market Value - The price per unit multiplied by the number of units.

Maturity Date - The date on which an obligation or note matures.

Payable Date - The date on which a dividend, mutual fund distribution, or interest on a bond will be made.

Principal Cash - A category of cash comprised of cash, deposits, cash withdrawals and the cash flows generated from purchases or sales of investments.

Realized Gain/Loss Calculation - The Proceeds less the Cost Basis of a transaction.

Settlement Date - The date on which a trade settles and cash or securities are credited or debited to the account.

Trade Date - The date a trade is legally entered into.

Unrealized Gain/Loss - The difference between the Market Value and Cost Basis at the end of the current period.

Yield on/at Market - The annual rate of return on an investment expressed as a percentage. For stocks, yield is calculated by the annual dividend payments divided by the stock's current share price. For bonds, yield is calculated by the coupon rate divided by the bond's market price.

The terms defined in this glossary are only for use when reviewing your account statement. Please contact your Relationship Manager with any questions.