

## **CITY OF LAGUNA BEACH INVESTMENT REPORT MARCH 2022**

### **BACKGROUND**

The City Council delegated the investment authority to the City Treasurer and directed her to prepare a monthly report for the investments in accordance with the Investment Policy and California Government Code 53646. Accordingly, the report (Attachment 1) is presented at a public meeting and is available to the public on the City of Laguna Beach website. The transaction history required by California law is provided in the Custodian and Escrow Statements (Attachments 2 and 3).

### **DISCUSSION**

As of March 31, 2022, the cash and investment portfolio increased \$500,000, resulting in a \$131.9 million dollar cash and investment balance due to normal operating cash flows. Except for the funds in the escrow account (Attachment 3), the City Treasurer certified that the portfolio complied with the Investment Policy that was adopted by the City Council on December 14, 2021, and California Government Code. She further certified that there was sufficient liquidity to meet the City's forecasted expenditures for the next six months.

The following is a brief discussion of the Investment Policy objectives and the current month portfolio.

**Safety:** The highest priority objective was achieved by investing in high quality securities. Credit risk was mitigated by limiting purchases to the safest types of investments including \$81.8 million (62%) in Federal Agency securities, \$18 million (14%) in medium-term corporate notes rated A or better by a nationally recognized rating agency, \$8.3 million (6%) in federally insured Certificates of Deposit, \$9.2 million (8%) in Municipal Bonds rated A or better, \$9.2 million (7%) in the California pooled investment fund, "LAIF" and supranational securities with a AAA rating.

**Liquidity:** This year, short-term investments were \$14.3 million dollars lower than the prior year which reflected the post-pandemic return to normal operations. Cash flows are evaluated based on public information and information received from the City Manager. Rising interest rates will require excellent communication and cash flow forecasting.

**Yield:** The average yield was 1.14% while the benchmark 2-year T-Bill continued to increase to 2.28%. The increase in interest rates has picked up due to inflation, federal monetary policy and other factors like the war in Ukraine. Realized income has been budgeted. Unrealized income is not budgeted and will not impact budgeted operations with the buy and hold strategy required in by the Investment Policy. Mark-to-market valuations are adjusted each fiscal year-end to comply with Generally Accepted Accounting Principles.

**Attachment 1**

**March 2022**

**Monthly Investment Report**



**City of Laguna Beach  
Investment Report**

**March 2022**

**Honorable Mayor and Members of the City Council,**

**The requested monthly Investment Report follows. Except for the funds in US Bank Escrow (attachment 3), I verify that the investment portfolio is in conformity with California laws and the Laguna Beach Investment Policy which is approved annually by the City Council. The Treasurer's cash management program provides sufficient liquidity to meet expenditure requirements for the next six months.**

**Respectfully submitted,**

*Laura Parisi*

---

**Laura Parisi, CPA, CCMT  
City Treasurer**

**City of Laguna Beach**  
**City Treasurer Monthly Report - Unaudited**  
**For the Month of March 2022**

**Cash Activity for the Month**

Cash and investments, beginning of month	\$	131,442,420.79
Cash receipts		7,408,511.10
Cash disbursements		<u>(6,977,387.00)</u>
<b>Cash and investments, end of month</b>	<b>\$</b>	<b><u>131,873,544.89</u></b>

**Cash and Investment Portfolio at Month-End**

	Current Year				Prior Year
	Fair Value	Cost	Pct. of Total	Avg. Return	
<b>Long-term marketable securities</b>					
Federal agency securities	\$ 77,166,752.10	\$ 81,841,280.00	62%	0.93%	\$ 49,994,110.00
Medium-term corporate notes	13,501,762.46	14,015,183.35	11%	1.82%	11,950,687.55
Certificates of Deposit - Insured	5,596,622.50	5,750,000.00	4%	1.63%	7,500,000.00
Municipal bonds	8,355,941.40	8,809,306.85	7%	1.11%	6,478,148.65
Supranational security	1,861,400.00	1,998,870.00	2%	0.62%	1,998,870.00
Subtotal	<u>106,482,478.46</u>	<u>112,414,640.20</u>	85%	1.09%	<u>77,921,816.20</u>
<b>Short-term marketable securities</b>					
State Local Agency Investment Fund (LAIF)	9,056,640.55	9,159,654.25	7%	0.37%	20,399,457.43
Federal agency securities	-	-	0%	N.D.	2,996,620.00
Medium-term corporate notes	4,011,710.00	3,980,630.00	3%	2.42%	2,000,600.00
Municipal bonds	711,050.80	713,819.80	1%	2.06%	3,166,149.35
Certificates of Deposit - Insured	2,522,317.50	2,500,000.00	2%	2.40%	2,415,000.00
Supranational security	-	-	0%	N.D.	-
Subtotal	<u>16,301,718.85</u>	<u>16,354,104.05</u>	12%	0.21%	<u>30,977,826.78</u>
<b>Savings, checking and change funds</b>					
Savings accounts	599,934.21	599,934.21	0%	0.19%	548,038.89
Checking accounts	634,921.75	634,921.75	0%	Allowance (a).	1,233,698.13
Transfer from custodian in transit	-	-	0%	0.00%	19.18
Petty cash/change funds	5,600.00	5,600.00	0%	0.00%	5,600.00
Subtotal	<u>1,240,455.96</u>	<u>1,240,455.96</u>	1%	N.D.	<u>1,787,356.20</u>
US Bank Escrow - Money Market Fund	294,319.80	294,319.80	0%	0.00%	-
LAIF - Tax-exempt bond proceeds	26,772.24	27,076.76	0%	0.37%	26,993.16
Trustee-held assessment district funds	385,295.20	385,295.20	0%	0.37%	405,697.74
<b>Total cash and marketable securities</b>	<b><u>124,731,040.51</u></b>	<b><u>130,715,891.97</u></b>	<b>99%</b>		<b><u>111,119,690.08</u></b>
Assessment district bonds/loans	Not Available	817,993.00	1%	2.12%	878,993.00
Essential employee loan program (b).	Available	339,659.92	0%	2.27%	464,640.39
<b>Total</b>	<b>\$</b>	<b><u>131,873,544.89</u></b>	<b>100%</b>		<b>\$</b> <b><u>112,463,323.47</u></b>

(a). The earnings allowance credit applies to funds held by Bank of America and partially offset the bank fees.

(b). Accumulated balance from loan schedules that were not agreed to the City General Ledger.

(c). City financed assessment districts are reported as investments above. The \$266,000 cash loaned to the districts is also reported above.

**Cash and Investment Custody**

	Fair Value	Cost Per		
		General Ledger	Bank	
US Bank Custody	\$ 113,477,556.76	\$ 119,359,090.00	119,359,090.00	\$ 88,250,204.73
California Local Agency Investment Fund	9,083,412.79	9,186,731.01	9,186,731.01	20,426,450.59
Bank of New York Trustee	385,295.20	385,295.20	388,641.10	405,697.74
US Bank Escrow	294,319.80	294,319.80	294,319.80	0.00
Bank of America	1,234,855.96	1,234,855.96	1,814,630.87	1,781,737.02
Bank of California	250,000.00	250,000.00	250,000.00	250,000.00
Internal change funds	5,600.00	5,600.00	-	5,600.00
Assessment district and essential employee bonds/loans	Not Available	1,157,652.92	Not Applicable	1,343,633.39
<b>Total</b>	<b>\$</b>	<b><u>131,873,544.89</u></b>	<b>\$</b>	<b><u>112,463,323.47</u></b>

**City of Laguna Beach**  
**Investment Portfolio Detail - Unaudited**  
**March 31, 2022**

	Investment Type	Rating	Par Value	Fair Value (a)	Purchase Price	Premium (Discount)	Purchase or Dated	Maturity Date	Coupon Rate	Purchase Yield (b)	Current Yield (a)	Days to Maturity
(1)	State Investment Pool (LAIF) (a)	NR	\$ 9,159,654.25	\$ 9,056,640.55	\$ 9,159,654.25	\$ -		Today	0.37%	0.37%	0.37%	Today
(2)	LAIF Bond Proceeds (a)	NR	27,076.76	26,772.24	27,076.76	-		Today	0.37%	0.37%	0.37%	Today
(3)	US Bank Escrow - Money Market Account	NR	294,319.80	294,319.80	294,319.80	-	01/31/22	Today	0.37%	0.37%	0.37%	Today
(4)	Corp Toyota Mtr Credit	A+	1,000,000.00	1,000,330.00	999,370.00	(630.00)	04/12/19	04/12/22	2.65%	2.67%	2.65%	12
(5)	Muni Ontario Txbll Rev	AA	710,000.00	711,050.80	713,819.80	3,819.80	05/21/20	06/01/22	2.07%	1.80%	2.07%	62
(6)	Corp Deere & Company	A	1,000,000.00	1,001,270.00	1,002,330.00	2,330.00	05/17/19	06/08/22	2.60%	2.51%	2.60%	69
(7)	CD Ally Bank	NR	250,000.00	251,270.00	250,000.00	-	07/25/19	07/25/22	2.15%	2.15%	2.14%	116
(8)	Corp Apple Inc	AA+	1,000,000.00	1,001,690.00	978,930.00	(21,070.00)	03/24/20	09/11/22	1.70%	2.59%	1.70%	164
(9)	CD Mountain America Credit Union	NR	250,000.00	252,452.50	250,000.00	-	11/30/17	11/30/22	2.40%	2.40%	2.38%	244
(10)	CD American Express Centurion Bk	NR	250,000.00	252,495.00	250,000.00	-	12/05/17	12/05/22	2.50%	2.50%	2.47%	249
(11)	CD Capital One Bank	NR	250,000.00	252,677.50	250,000.00	-	12/06/17	12/06/22	2.50%	2.50%	2.47%	250
(12)	CD Banc of California (non-negotiable)	NR	250,000.00	250,000.00	250,000.00	-	12/12/17	12/12/22	2.63%	2.63%	2.63%	256
(13)	CD Morgan Stanley Bank NA	NR	250,000.00	253,190.00	250,000.00	-	01/11/18	01/11/23	2.65%	2.65%	2.62%	286
(14)	Corp Toyota Mtr Credit	A+	1,000,000.00	1,008,420.00	1,000,000.00	-	01/18/18	01/11/23	2.70%	2.70%	2.68%	286
(15)	CD State Bank of India	NR	250,000.00	253,947.50	250,000.00	-	03/06/18	03/06/23	2.90%	2.90%	2.85%	340
(16)	CD EagleBank	NR	250,000.00	251,025.00	250,000.00	-	03/06/20	03/06/23	1.65%	1.65%	1.64%	340
(17)	CD Wells Fargo National Bank West	NR	250,000.00	251,257.50	250,000.00	-	03/06/20	03/06/23	1.75%	1.75%	1.74%	340
(18)	CD BMW Bank NA	NR	250,000.00	254,002.50	250,000.00	-	03/29/18	03/29/23	2.90%	2.90%	2.85%	363
(19)	CD Dollar Bk Fed Svgs Bk	NR	250,000.00	254,027.50	250,000.00	-	04/13/18	04/13/23	2.90%	2.90%	2.85%	378
(20)	Muni Arcadia Revenue Bond Pension Txb	AAA	500,000.00	486,455.00	500,000.00	-	11/12/20	12/01/23	0.83%	0.83%	0.86%	610
(21)	Muni St of Ca Dept of Water	AAA	1,000,000.00	968,480.00	978,900.00	(21,000.00)	03/11/22	12/01/23	0.26%	1.50%	0.26%	610
(22)	CD Citibank NA	NR	250,000.00	256,977.50	250,000.00	-	12/21/18	12/21/23	3.55%	3.55%	3.45%	630
(23)	Agency Federal Home Loan Bank	AA+	1,000,000.00	972,020.00	998,040.00	(1,960.00)	12/22/21	12/22/23	0.63%	0.72%	0.64%	631
(24)	Corp Apple	AA+	1,000,000.00	1,012,130.00	1,013,140.00	13,140.00	05/08/19	02/09/24	3.00%	2.60%	2.96%	680
(25)	Corp John Deere Capital Corp	A	1,000,000.00	1,002,470.00	1,023,500.00	23,500.00	09/20/19	03/07/24	2.60%	2.05%	2.59%	707
(26)	Corp Mass Mutual Global Funding	AA+	1,070,000.00	1,024,942.30	1,060,241.60	(9,758.40)	12/20/21	04/12/24	0.60%	1.00%	0.63%	743
(27)	CD Comenity Bank	NR	250,000.00	253,280.00	250,000.00	-	04/15/19	04/15/24	2.80%	2.80%	2.76%	746
(28)	Corp IBM	A-	1,000,000.00	1,006,610.00	1,012,813.55	12,813.55	06/05/19	05/15/24	3.00%	2.72%	2.98%	776
(29)	CD Enterprise Bank	NR	250,000.00	252,177.50	250,000.00	-	05/16/19	05/16/24	2.60%	2.60%	2.58%	777
(30)	CD Wells Fargo	NR	250,000.00	252,635.00	250,000.00	-	05/30/19	06/10/24	2.70%	2.70%	2.67%	802
(31)	Corp American Honda Finance	A-	1,000,000.00	992,970.00	1,010,000.00	10,000.00	09/20/19	06/27/24	2.40%	2.18%	2.42%	819
(32)	Agency Federal Home Loan Bank	AA+	1,000,000.00	962,570.00	1,000,000.00	-	07/12/21	07/12/24	0.52%	0.52%	0.54%	834
(33)	Muni Yosemite Community College Txb	AA-	750,000.00	720,570.00	752,317.50	2,317.50	11/04/20	08/01/24	0.80%	0.72%	0.82%	854
(34)	CD Merrick Bank	NR	250,000.00	249,270.00	250,000.00	-	08/09/19	08/09/24	2.15%	2.15%	2.16%	862
(35)	Agency Federal Home Loan Bank	AA+	1,000,000.00	978,050.00	1,000,000.00	-	02/16/22	08/16/24	1.20%	1.20%	1.23%	869
(36)	CD Raymond James Bank NA	NR	250,000.00	248,292.50	250,000.00	-	08/23/19	08/23/24	2.00%		1.98%	876
(37)	CD Live Oak Banking Company	NR	250,000.00	246,490.00	250,000.00	-	02/28/24	08/28/24	1.70%	1.70%	1.72%	881
(38)	Muni Folsom Cordova USD GO Txbll	AA-	820,000.00	824,214.80	891,610.60	71,610.60	11/10/20	10/01/24	3.00%	0.72%	2.98%	915
(39)	Corp Bank of New York Mellon	A	1,000,000.00	986,380.00	1,000,000.00	-	10/31/19	10/24/24	2.10%	2.10%	2.13%	938
(40)	Corp New York Life Global FDG	AA+	1,000,000.00	955,690.00	1,000,000.00	-	11/03/21	10/29/24	0.90%	0.90%	0.94%	943
(41)	Muni Los Angeles Txbll	AA-	250,000.00	238,112.50	250,000.00	-	08/20/20	11/01/24	0.89%	0.89%	0.93%	946
(42)	Muni Modesto Wstwr Txbll	AA	1,000,000.00	955,170.00	1,003,320.00	3,320.00	11/10/20	11/01/24	0.84%	0.75%	0.87%	946
(43)	Agency Federal Home Loan Bank	AA+	1,000,000.00	965,040.00	1,000,000.00	-	12/02/21	12/02/24	1.05%	1.05%	1.09%	977
(44)	CD WebBank	NR	250,000.00	240,452.50	250,000.00	-	12/29/21	12/30/24	1.00%	1.00%	1.04%	1,005
(45)	Muni San Buenaventura Utility	AA	500,000.00	476,075.00	504,010.00	4,010.00	12/17/20	01/01/25	0.90%	0.70%	0.92%	1,007
(46)	Agency Federal Home Loan Bank	AA+	1,000,000.00	961,000.00	996,470.00	(3,530.00)	01/13/22	01/13/25	1.10%	1.22%	1.14%	1,019
(47)	Corp Toyota Mtr Credit	A+	1,066,000.00	1,034,830.16	1,059,284.20	(6,715.80)	02/28/22	02/13/25	1.80%	2.02%	1.85%	1,050
(48)	CD Poppy Bank	NR	250,000.00	239,760.00	250,000.00	-	03/18/20	03/18/25	1.10%	1.10%	1.15%	1,083
(49)	CD Crescent Bk & Tr LA	NR	250,000.00	239,725.00	250,000.00	-	03/20/20	03/20/25	1.10%	1.10%	1.15%	1,085

**City of Laguna Beach**  
**Investment Portfolio Detail - Unaudited**  
**March 31, 2022**

	Investment Type	Rating	Par Value	Fair Value (a)	Purchase Price	Premium (Discount)	Purchase or Dated	Maturity Date	Coupon Rate	Purchase Yield (b)	Current Yield (a)	Days to Maturity
(50)	CD Adirondack Bank	NR	250,000.00	239,637.50	250,000.00	-	03/25/20	03/25/25	1.10%	1.10%	1.15%	1,090
(51)	CD Border State Bank	NR	250,000.00	239,602.50	250,000.00	-	03/27/20	03/27/25	1.10%	1.10%	1.15%	1,092
(52)	CD Lakeside Bank	NR	250,000.00	241,705.00	250,000.00	-	03/30/20	03/31/25	1.40%	1.40%	1.45%	1,096
(53)	CD Nicolet National Bank	NR	250,000.00	241,705.00	250,000.00	-	03/31/20	03/31/25	1.40%	1.40%	1.45%	1,096
(54)	CD Pacific Enterprise Bank	NR	250,000.00	239,902.50	250,000.00	-	03/31/20	03/31/25	1.15%	1.15%	1.20%	1,096
(55)	CD Discover Bank	NR	250,000.00	242,810.00	250,000.00	-	04/02/20	04/02/25	1.45%	1.45%	1.60%	1,098
(56)	CD Synchrony Bank	NR	250,000.00	241,970.00	250,000.00	-	04/17/20	04/17/25	1.45%	1.45%	1.50%	1,113
(57)	CD Pacific Western Bank	NR	250,000.00	240,390.00	250,000.00	-	04/30/20	04/30/25	1.25%	1.25%	1.30%	1,126
(58)	Muni Huntington Bch Pub	AA	300,000.00	281,976.00	300,000.00	-	08/12/20	05/01/25	0.94%	0.94%	1.00%	1,127
(59)	Agency Federal Home Loan Mtg Corp	AA+	1,000,000.00	944,120.00	1,000,000.00	-	05/28/20	05/28/25	0.75%	0.75%	0.79%	1,154
(60)	CD Texas Exchange Bank	NR	250,000.00	237,965.00	250,000.00	-	04/30/20	06/13/25	1.00%	1.00%	1.05%	1,170
(61)	Muni San Jose Ca Fin Auth	AA	1,055,000.00	1,002,007.35	1,063,070.75	8,070.75	10/15/20	06/01/25	1.22%	1.05%	1.28%	1,158
(62)	Corp Precision CastParts Corp	AA-	1,000,000.00	1,011,340.00	1,111,780.00	111,780.00	06/26/20	06/15/25	3.25%	0.83%	3.21%	1,172
(63)	Corp Guardian Life Global Fund	AA+	1,000,000.00	940,760.00	967,460.00	(32,540.00)	02/28/22	06/23/25	1.10%	2.12%	1.17%	1,180
(64)	Agency Federal Home Loan Bank	AA+	1,000,000.00	964,550.00	1,000,000.00	-	01/18/22	07/18/25	1.20%	1.20%	1.24%	1,205
(65)	Muni Tamalpias Union High School CA	Aaa	500,000.00	466,570.00	500,000.00	-	08/12/20	08/01/25	0.51%	0.51%	0.54%	1,219
(66)	Muni Covina CA Pension Oblig Rev Txbl	AA	505,000.00	472,503.25	505,000.00	-	07/28/21	08/01/25	0.98%	0.98%	1.05%	1,219
(67)	Muni Chino Public Financing Authority	AA	400,000.00	377,504.00	406,048.00	6,048.00	08/12/20	09/01/25	1.45%	1.10%	1.54%	1,250
(68)	Muni La Quinta Redevelopment	AA	1,000,000.00	945,170.00	1,005,030.00	5,030.00	04/14/21	09/01/25	1.17%	1.05%	1.24%	1,250
(69)	Agency Federal Home Loan Mtg Corp	AA+	2,000,000.00	1,859,540.00	1,998,460.00	(1,540.00)	10/29/20	09/30/25	0.52%	0.54%	0.56%	1,279
(70)	Agency Federal Home Loan Bank	AA+	2,000,000.00	1,875,280.00	1,998,500.00	(1,500.00)	10/26/20	10/15/25	0.52%	0.68%	0.55%	1,294
(71)	Agency Federal Farm Credit Bank	AA+	2,000,000.00	1,859,900.00	1,998,500.00	(1,500.00)	10/23/20	10/22/25	0.52%	0.68%	0.57%	1,301
(72)	Supra Intel Bk Recon & Develop	AAA	1,000,000.00	927,830.00	998,870.00	(1,130.00)	10/28/20	10/28/25	0.50%	0.53%	0.54%	1,307
(73)	Agency Federal Home Loan Mtg Corp	AA+	1,000,000.00	938,900.00	1,000,000.00	-	11/12/20	11/12/25	0.60%	0.60%	0.64%	1,322
(74)	Agency Federal Home Loan Mtg Corp	AA+	2,000,000.00	1,869,460.00	2,000,000.00	-	11/25/20	11/25/25	0.60%	0.60%	0.64%	1,335
(75)	Agency Federal Home Loan Mtg Corp	AA+	2,000,000.00	1,878,680.00	2,000,000.00	-	11/25/20	11/25/25	0.63%	0.63%	0.66%	1,335
(76)	Agency Federal Home Loan Mtg Corp	AA+	2,000,000.00	1,862,480.00	2,000,000.00	-	11/26/20	11/26/25	0.65%	0.65%	0.70%	1,336
(77)	Agency Federal Home Loan Mtg Corp	AA+	2,000,000.00	1,852,440.00	2,000,000.00	-	12/01/20	12/01/25	0.62%	0.62%	0.67%	1,341
(78)	Agency Federal Home Loan Mtg Corp	AA+	1,000,000.00	928,660.00	1,000,000.00	-	12/17/20	12/17/25	0.63%	0.63%	0.67%	1,357
(79)	Agency Federal Home Loan Bank	AA+	1,000,000.00	937,910.00	1,000,000.00	-	12/18/20	12/18/25	0.63%	0.63%	0.67%	1,358
(80)	Agency Federal Natl Mtg Assn	AA+	1,000,000.00	935,160.00	1,000,000.00	-	12/18/20	12/18/25	0.63%	0.63%	0.67%	1,358
(81)	Agency Federal Home Loan Mtg Corp	AA+	1,000,000.00	939,920.00	1,000,000.00	-	12/30/20	12/30/25	0.70%	0.70%	0.74%	1,370
(82)	Muni Manhattan Beach - TXBL	AA	150,000.00	141,133.50	150,000.00	-	05/12/21	01/01/26	1.19%	1.19%	1.26%	1,372
(83)	Agency Federal Home Loan Bank	AA+	2,000,000.00	1,853,060.00	2,000,000.00	-	01/22/21	01/22/26	0.63%	0.63%	0.67%	1,393
(84)	Corp JP Morgan Chase Bank	A+	1,000,000.00	899,270.00	1,000,000.00	-	01/22/21	01/22/26	0.70%	0.70%	0.78%	1,393
(85)	Agency Federal Home Loan Bank	AA+	2,000,000.00	1,873,660.00	2,000,000.00	-	01/28/21	01/28/26	0.65%	0.66%	0.69%	1,399
(86)	Agency Federal Home Loan Bank	AA+	2,000,000.00	1,859,640.00	2,000,000.00	-	01/29/21	01/29/26	0.60%	0.60%	0.64%	1,400
(87)	Corp Apple Inc	AA+	800,000.00	745,040.00	798,824.00	(1,176.00)	02/08/21	02/08/26	0.73%	0.70%	0.75%	1,410
(88)	CD JP Morgan Chase Bank	NR	250,000.00	231,337.50	250,000.00	-	02/09/21	02/09/26	0.55%	0.55%	0.59%	1,411
(89)	Supra Intel Bk Recon & Develop	AAA	1,000,000.00	933,570.00	1,000,000.00	-	02/10/21	02/10/26	0.65%	0.65%	0.70%	1,412
(90)	Agency Federal Home Loan Bank	AA+	1,000,000.00	931,790.00	1,000,000.00	-	02/18/21	02/18/26	0.60%	0.60%	0.64%	1,420
(91)	Agency Federal Home Loan Bank	AA+	1,000,000.00	934,670.00	998,650.00	(1,350.00)	02/24/21	02/24/26	0.63%	0.63%	0.67%	1,426
(92)	Agency Federal Home Loan Bank	AA+	2,000,000.00	1,845,860.00	2,000,000.00	-	02/24/21	02/24/26	0.65%	0.65%	0.70%	1,426
(93)	Agency Federal Home Loan Bank	AA+	2,000,000.00	1,852,480.00	2,000,000.00	-	02/24/21	02/24/26	0.75%	0.75%	0.81%	1,426
(94)	Agency Farmer Mac	AA+	1,000,000.00	934,260.00	1,000,000.00	-	02/25/21	02/25/26	0.69%	0.69%	0.74%	1,427
(95)	Agency Federal Home Loan Bank	AA+	2,000,000.00	1,874,380.00	2,000,000.00	-	02/25/21	02/25/26	0.70%	0.70%	0.75%	1,427
(96)	Agency Federal Home Loan Bank	AA+	1,000,000.00	928,420.00	1,000,000.00	-	02/26/21	02/26/26	0.65%	0.65%	0.70%	1,428
(97)	Agency Federal Farm Credit Bank	AA+	1,000,000.00	939,960.00	1,000,000.00	-	03/03/21	03/03/26	0.79%	0.79%	0.84%	1,433
(98)	Agency Federal Farm Credit Bank	AA+	1,000,000.00	940,050.00	1,000,000.00	-	03/09/21	03/09/26	0.80%	0.80%	0.85%	1,439

**City of Laguna Beach**  
**Investment Portfolio Detail - Unaudited**  
**March 31, 2022**

	Investment Type	Rating	Par Value	Fair Value (a)	Purchase Price	Premium (Discount)	Purchase or Dated	Maturity Date	Coupon Rate	Purchase Yield (b)	Current Yield (a)	Days to Maturity
(99)	Agency Federal Home Loan Bank	AA+	2,000,000.00	1,860,220.00	2,000,000.00	-	03/10/21	03/10/26	0.80%	0.80%	0.86%	1,440
(100)	Corp Bank of America	A-	1,000,000.00	917,210.00	985,200.00	(14,800.00)	04/01/21	03/10/26	1.05%	1.36%	1.14%	1,440
(101)	Agency Federal Home Loan Bank	AA+	2,000,000.00	1,876,000.00	2,000,000.00	-	03/16/21	03/16/26	0.80%	0.80%	0.85%	1,446
(102)	Agency Federal Farm Credit Bank	AA+	1,000,000.00	981,260.00	1,000,000.00	-	03/18/22	03/18/26	2.15%	2.15%	2.19%	1,448
(103)	Agency Federal Home Loan Bank	AA+	2,000,000.00	1,881,840.00	2,000,000.00	-	03/23/21	03/23/26	0.88%	0.88%	0.93%	1,453
(104)	Agency Federal Home Loan Bank	AA+	1,950,000.00	1,829,899.50	1,950,000.00	-	03/23/21	03/23/26	1.00%	1.00%	1.07%	1,453
(105)	Agency Federal Home Loan Bank	AA+	1,420,000.00	1,348,687.60	1,420,000.00	-	04/29/21	04/29/26	1.15%	1.15%	1.21%	1,490
(106)	Agency Farmer Mac	AA+	1,000,000.00	942,860.00	1,000,000.00	-	05/04/21	05/04/26	0.95%	0.95%	1.01%	1,495
(107)	Agency Farmer Mac	AA+	1,000,000.00	940,700.00	1,000,000.00	-	06/10/21	06/10/26	0.93%	0.93%	0.98%	1,532
(108)	Agency Farmer Mac	AA+	1,000,000.00	936,460.00	983,410.00	(16,590.00)	12/27/21	06/29/26	0.94%	1.32%	1.01%	1,551
(109)	Agency Federal Home Loan Bank	AA+	1,000,000.00	944,110.00	1,000,000.00	-	06/30/21	06/30/26	1.05%	1.05%	1.11%	1,552
(110)	Agency Federal Farm Credit Bank	AA+	1,000,000.00	941,570.00	999,250.00	(750.00)	06/30/21	06/30/26	1.00%	1.00%	1.04%	1,552
(111)	Agency Federal Home Loan Bank	AA+	1,000,000.00	966,610.00	1,000,000.00	-	02/07/22	08/07/26	1.38%	1.38%	1.42%	1,590
(112)	Agency Federal Home Loan Bank	AA+	1,000,000.00	945,930.00	1,000,000.00	-	08/30/21	08/24/26	1.10%	1.10%	1.16%	1,607
(113)	Corp 3M Company	A+	1,000,000.00	972,120.00	972,940.00	(27,060.00)	03/31/22	09/19/26	2.25%	2.90%	2.31%	1,633
(114)	Agency Federal Home Loan Bank	AA+	2,000,000.00	1,884,240.00	2,000,000.00	-	09/17/21	09/17/26	1.00%	1.00%	1.06%	1,631
(115)	CD Goldman Sacs	NR	250,000.00	233,372.50	250,000.00	-	09/29/21	09/29/26	1.05%	1.05%	1.13%	1,643
(116)	Agency Federal Home Loan Bank	AA+	2,000,000.00	1,877,540.00	2,000,000.00	-	09/30/21	09/30/26	1.00%	1.00%	1.06%	1,644
(117)	Agency Federal Home Loan Bank	AA+	1,000,000.00	938,770.00	1,000,000.00	-	09/30/21	09/30/26	1.00%	1.00%	1.06%	1,644
(118)	CD Greenstate	NR	250,000.00	233,137.50	250,000.00	-	10/15/21	10/15/26	1.05%	1.05%	1.13%	1,659
(119)	Agency Federal Farm Credit Bank	AA+	1,000,000.00	935,100.00	1,000,000.00	-	10/20/21	10/20/26	1.14%	1.14%	1.22%	1,664
(120)	Agency Federal Home Loan Bank	AA+	1,000,000.00	955,840.00	1,000,000.00	-	11/16/21	11/16/26	1.40%	1.40%	1.46%	1,691
(121)	Agency Federal Farm Credit Bank	AA+	1,000,000.00	954,370.00	1,000,000.00	-	11/23/21	11/23/26	1.43%	1.43%	1.50%	1,698
(122)	Agency Farmer Mac	AA+	1,000,000.00	948,880.00	1,000,000.00	-	11/23/21	11/23/26	1.30%	1.30%	1.37%	1,698
(123)	Agency Federal Home Loan Bank	AA+	1,000,000.00	948,610.00	1,000,000.00	-	11/24/21	11/24/26	1.30%	1.30%	1.37%	1,699
(124)	Agency Federal Home Loan Bank	AA+	1,000,000.00	955,180.00	1,000,000.00	-	11/24/21	11/24/26	1.50%	1.50%	1.53%	1,699
(125)	Agency Federal Farm Credit Bank	AA+	1,000,000.00	947,710.00	1,000,000.00	-	11/30/21	11/30/26	1.54%	1.54%	1.63%	1,705
(126)	Agency Federal Home Loan Bank	AA+	2,000,000.00	1,918,760.00	2,000,000.00	-	12/10/21	12/10/26	1.50%	1.50%	1.52%	1,715
(127)	Agency Federal Farm Credit Bank	AA+	2,000,000.00	1,910,360.00	2,000,000.00	-	12/14/21	12/14/26	1.60%	1.60%	1.67%	1,719
(128)	Agency Federal Home Loan Bank	AA+	1,000,000.00	961,260.00	1,000,000.00	-	12/17/21	12/17/26	1.55%	1.55%	1.61%	1,722
(129)	Agency Federal Home Loan Bank	AA+	1,000,000.00	958,610.00	1,000,000.00	-	01/14/22	01/14/27	1.50%	1.50%	1.52%	1,750
(130)	Agency Federal Home Loan Bank	AA+	1,000,000.00	963,490.00	1,000,000.00	-	01/28/22	01/28/27	1.65%	1.65%	1.71%	1,764
(131)	Agency Federal Home Loan Bank	AA+	500,000.00	483,215.00	500,000.00	-	01/28/22	01/28/27	1.75%	1.75%	1.81%	1,764
(132)	Agency Federal Home Loan Bank	AA+	1,000,000.00	974,760.00	1,000,000.00	-	02/25/22	02/25/27	2.05%	2.05%	2.10%	1,792
(132)	<b>Total Marketable Securities</b>		<b>\$ 128,977,050.81</b>	<b>\$ 123,105,289.35</b>	<b>\$ 129,090,140.81</b>	<b>\$ 113,090.00</b>						
							<b>Averages</b>		<b>1.10%</b>	<b>1.14%</b>	<b>3.2</b>	
							<b>2 Year Treasury Bill</b>			<b>2.28%</b>		<b>yrs</b>

**Attachment 2**

**March 2022**

**US Bank Custodial Statement with Transaction Detail**





**QUESTIONS?**

If you have any questions regarding your account or this statement, please contact your Administrator.

KATHERINE ARTISHON  
EP-MN-WS4E  
60 LIVINGSTON AVE.  
ST PAUL MN 55107  
E-mail [katherine.artishon@usbank.com](mailto:katherine.artishon@usbank.com)

**Portfolio Manager:**  
TS CIN RC #4 - MANUAL  
CN-OH-W6TC

**ACCOUNT NUMBER:**  
**CITY OF LAGUNA BEACH**

**This statement is for the period from March 1, 2022 to March 31, 2022**



000016411 05 SP 000638144535279 S  
CITY OF LAGUNA BEACH  
LAURA PARISI  
505 FOREST AVENUE  
LAGUNA BEACH, CA 92651



---

**TABLE OF CONTENTS**

---

<b>Schedule</b>	<b>Page</b>
Market Value Summary .....	1
Asset Summary .....	2
Income Summary .....	3
Cash Summary .....	4
Asset Detail .....	5
Transaction Detail .....	21
Sale/Maturity Summary .....	28
Bond Summary .....	29

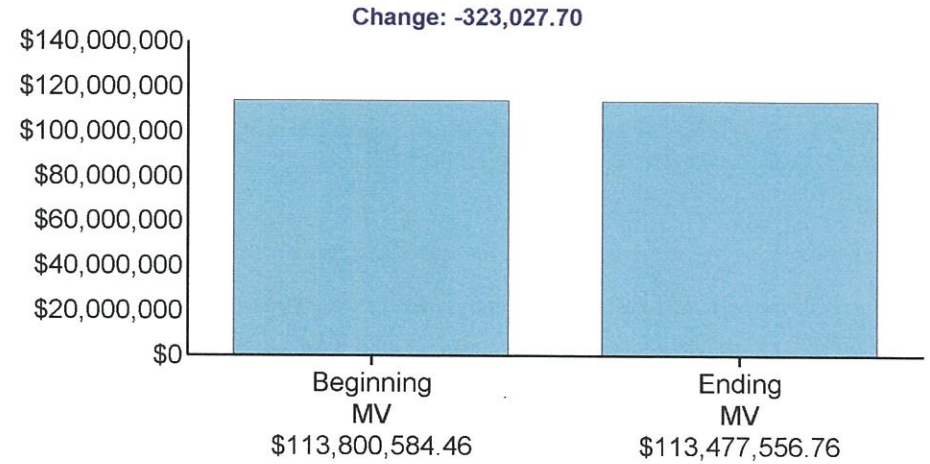


CITY OF LAGUNA BEACH  
ACCOUNT NUMBER:

Page 1 of 30  
March 1, 2022 to March 31, 2022

**MARKET VALUE SUMMARY**

	Current Period 03/01/22 to 03/31/22
<b>Beginning Market Value</b>	<b>\$113,800,584.46</b>
Taxable Interest	126,333.58
Cash Receipts	2,704,000.00
Cash Disbursements	-378,963.77
Change in Investment Value	-2,774,397.51
<b>Ending Market Value</b>	<b>\$113,477,556.76</b>





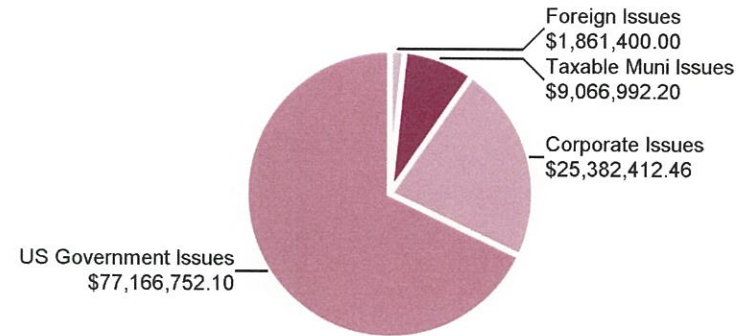
CITY OF LAGUNA BEACH  
ACCOUNT NUMBER:

Page 2 of 30  
March 1, 2022 to March 31, 2022

**ASSET SUMMARY**

Assets	Current Period Market Value	% of Total	Estimated Annual Income
Cash & Equivalents	0.00	0.00	0.00
Taxable Bonds	113,477,556.76	100.00	1,382,837.05
<b>Total Market Value</b>	<b>\$113,477,556.76</b>	<b>100.00</b>	<b>\$1,382,837.05</b>

**Fixed Income Summary**





CITY OF LAGUNA BEACH  
ACCOUNT NUMBER:

Page 3 of 30  
March 1, 2022 to March 31, 2022

---

**INCOME SUMMARY**

---

	Income Received Current Period
Taxable Interest	126,333.58
<b>Total Current Period Income</b>	<b>\$126,333.58</b>

---

---



CITY OF LAGUNA BEACH  
ACCOUNT NUMBER:

**CASH SUMMARY**

	<u>Cash</u>
<b>Beginning Cash 03/01/2022</b>	<b>\$470.19</b>
Taxable Interest	126,333.58
Cash Receipts	2,704,000.00
Cash Disbursements	-378,963.77
Purchases	-2,951,840.00
Sales	500,000.00
<b>Ending Cash 03/31/2022</b>	<b>\$0.00</b>



CITY OF LAGUNA BEACH  
ACCOUNT NUMBER:

Page 5 of 30  
March 1, 2022 to March 31, 2022

**ASSET DETAIL**

Security Description

Shares/Face Amt	Price	Market Value	Tax Cost	Unrealized Gain/Loss	Percent of Total Portfolio	Estimated Annual Income	Estimated Current Yield
<b>Taxable Bonds</b>							
<b>US Government Issues</b>							
F H L M C M T N - 3134GWUV6 0.520 09/30/2025							
2,000,000.000	92.9770	1,859,540.00	1,998,460.00	-138,920.00	1.6	10,400.00	0.56
F H L M C M T N - 3134GXAP9 0.600 11/12/2025							
1,000,000.000	93.8900	938,900.00	1,000,000.00	-61,100.00	0.8	6,000.00	0.64
F H L M C M T N - 3134GXDM3 0.620 12/01/2025							
2,000,000.000	92.6220	1,852,440.00	2,000,000.00	-147,560.00	1.6	12,400.00	0.67
F H L M C M T N - 3134GXCS1 0.625 11/25/2025							
2,000,000.000	93.9340	1,878,680.00	2,000,000.00	-121,320.00	1.7	12,500.00	0.66
F H L M C M T N - 3134GXFV1 0.625 12/17/2025							
1,000,000.000	92.8660	928,660.00	1,000,000.00	-71,340.00	0.8	6,250.00	0.67
F H L M C M T N - 3134GXFA7 0.650 11/26/2025							
2,000,000.000	93.1240	1,862,480.00	2,000,000.00	-137,520.00	1.6	13,000.00	0.70
F H L M C M T N - 3134GXHL1 0.700 12/30/2025							
1,000,000.000	93.9920	939,920.00	1,000,000.00	-60,080.00	0.8	7,000.00	0.74
F H L M C M T N - 3134GVVX3 0.750 05/28/2025							
1,000,000.000	94.4120	944,120.00	1,000,000.00	-55,880.00	0.8	7,500.00	0.79
F N M A - 3135GA3Z2 0.600 11/25/2025							
2,000,000.000	93.4730	1,869,460.00	2,000,000.00	-130,540.00	1.6	12,000.00	0.64



CITY OF LAGUNA BEACH  
ACCOUNT NUMBER:

Page 6 of 30  
March 1, 2022 to March 31, 2022

**ASSET DETAIL (continued)**

Security Description	Shares/Face Amt	Price	Market Value	Tax Cost	Unrealized Gain/Loss	Percent of Total Portfolio	Estimated Annual Income	Estimated Current Yield
F N M A M T N - 3135GA5R8 0.625 12/18/2025	1,000,000.000	93.5160	935,160.00	1,000,000.00	-64,840.00	0.8	6,250.00	0.67
Federal Agri Mtg Corp M T N - 31422XBN1 0.690 02/25/2026	1,000,000.000	93.4260	934,260.00	1,000,000.00	-65,740.00	0.8	6,900.00	0.74
Federal Agri Mtg Corp M T N - 31422XHF2 0.925 06/10/2026	1,000,000.000	94.0700	940,700.00	1,000,000.00	-59,300.00	0.8	9,250.00	0.98
Federal Agri Mtg Corp M T N - 31422XJM5 0.940 06/29/2026	1,000,000.000	93.6460	936,460.00	983,410.00	-46,950.00	0.8	9,400.00	1.00
Federal Agri Mtg Corp M T N - 31422XFP2 0.950 05/04/2026	1,000,000.000	94.2860	942,860.00	1,000,000.00	-57,140.00	0.8	9,500.00	1.01
Federal Agri Mtg Corp M T N - 31422XPE6 1.300 11/23/2026	1,000,000.000	94.8880	948,880.00	1,000,000.00	-51,120.00	0.8	13,000.00	1.37
Federal Farm Credit Bks - 3133EMEC2 0.530 10/22/2025	2,000,000.000	92.9950	1,859,900.00	1,998,500.00	-138,600.00	1.6	10,600.00	0.57
Federal Farm Credit Bks - 3133EMSH6 0.790 03/03/2026	1,000,000.000	93.9960	939,960.00	1,000,000.00	-60,040.00	0.8	7,900.00	0.84
Federal Farm Credit Bks - 3133EMSU7 0.800 03/09/2026	1,000,000.000	94.0050	940,050.00	1,000,000.00	-59,950.00	0.8	8,000.00	0.85
Federal Farm Credit Bks - 3133EMP63 0.980 06/30/2026	1,000,000.000	94.1570	941,570.00	999,250.00	-57,680.00	0.8	9,800.00	1.04





CITY OF LAGUNA BEACH  
ACCOUNT NUMBER:

Page 7 of 30  
March 1, 2022 to March 31, 2022

**ASSET DETAIL (continued)**

Security Description	Shares/Face Amt	Price	Market Value	Tax Cost	Unrealized Gain/Loss	Percent of Total Portfolio	Estimated Annual Income	Estimated Current Yield
Federal Farm Credit Bks - 3133ENBK5 1.140 10/20/2026	1,000,000.000	93.5100	935,100.00	1,000,000.00	-64,900.00	0.8	11,400.00	1.22
Federal Farm Credit Bks - 3133ENEM8 1.430 11/23/2026	1,000,000.000	95.4370	954,370.00	1,000,000.00	-45,630.00	0.8	14,300.00	1.50
Federal Farm Credit Bks - 3133ENFN5 1.540 11/30/2026	1,000,000.000	94.7710	947,710.00	1,000,000.00	-52,290.00	0.8	15,400.00	1.63
Federal Farm Credit Bks - 3133ENHC7 1.600 12/14/2026	2,000,000.000	95.5180	1,910,360.00	2,000,000.00	-89,640.00	1.7	32,000.00	1.67
Federal Farm Credit Bks - 3133ENSD3 2.150 03/18/2026	1,000,000.000	98.1260	981,260.00	1,000,000.00	-18,740.00	0.9	21,500.00	2.19
Federal Home Loan Bks - 3130AMZ88 0.520 07/12/2024	1,000,000.000	96.2570	962,570.00	1,000,000.00	-37,430.00	0.8	5,200.00	0.54
Federal Home Loan Bks - 3130AKBX3 0.520 10/15/2025	2,000,000.000	93.7640	1,875,280.00	1,998,500.00	-123,220.00	1.7	10,400.00	0.55
Federal Home Loan Bks - 3130AKPNO 0.600 01/29/2026	2,000,000.000	92.9820	1,859,640.00	2,000,000.00	-140,360.00	1.6	12,000.00	0.64
Federal Home Loan Bks - 3130AL2G8 0.600 02/18/2026	1,000,000.000	93.1790	931,790.00	1,000,000.00	-68,210.00	0.8	6,000.00	0.64
Federal Home Loan Bks - 3130AKQ74 0.625 01/22/2026	2,000,000.000	92.6530	1,853,060.00	2,000,000.00	-146,940.00	1.6	12,500.00	0.67



CITY OF LAGUNA BEACH  
ACCOUNT NUMBER:

Page 8 of 30  
March 1, 2022 to March 31, 2022

**ASSET DETAIL (continued)**

Security Description	Shares/Face Amt	Price	Market Value	Tax Cost	Unrealized Gain/Loss	Percent of Total Portfolio	Estimated Annual Income	Estimated Current Yield
Federal Home Loan Bks - 3130AL7M0 0.625 02/24/2026	1,000,000.000	93.4670	934,670.00	998,650.00	-63,980.00	0.8	6,250.00	0.67
Federal Home Loan Bks - 3130AKHR0 0.625 12/18/2025	1,000,000.000	93.7910	937,910.00	1,000,000.00	-62,090.00	0.8	6,250.00	0.67
Federal Home Loan Bks - 3130AQF57 0.625 12/22/2023	1,000,000.000	97.2020	972,020.00	998,040.00	-26,020.00	0.9	6,250.00	0.64
Federal Home Loan Bks - 3130AKRN8 0.650 01/28/2026	2,000,000.000	93.6830	1,873,660.00	2,000,000.00	-126,340.00	1.7	13,000.00	0.69
Federal Home Loan Bks - 3130AL5X8 0.650 02/24/2026	2,000,000.000	92.2930	1,845,860.00	2,000,000.00	-154,140.00	1.6	13,000.00	0.70
Federal Home Loan Bks - 3130AKZ25 0.650 02/26/2026	1,000,000.000	92.8420	928,420.00	1,000,000.00	-71,580.00	0.8	6,500.00	0.70
Federal Home Loan Bks - 3130ALD76 0.700 02/25/2026	2,000,000.000	93.7190	1,874,380.00	2,000,000.00	-125,620.00	1.7	14,000.00	0.75
Federal Home Loan Bks - 3130ALCV4 0.750 02/24/2026	2,000,000.000	92.6240	1,852,480.00	2,000,000.00	-147,520.00	1.6	15,000.00	0.81
Federal Home Loan Bks - 3130ALFS8 0.800 03/10/2026	2,000,000.000	93.0110	1,860,220.00	2,000,000.00	-139,780.00	1.6	16,000.00	0.86
Federal Home Loan Bks - 3130ALDN1 0.800 03/16/2026	2,000,000.000	93.8000	1,876,000.00	2,000,000.00	-124,000.00	1.7	16,000.00	0.85



CITY OF LAGUNA BEACH  
ACCOUNT NUMBER:

Page 9 of 30  
March 1, 2022 to March 31, 2022

**ASSET DETAIL (continued)**

Security Description	Shares/Face Amt	Price	Market Value	Tax Cost	Unrealized Gain/Loss	Percent of Total Portfolio	Estimated Annual Income	Estimated Current Yield
Federal Home Loan Bks - 3130ALGC2 0.875 03/23/2026	2,000,000.000	94.0920	1,881,840.00	2,000,000.00	-118,160.00	1.7	17,500.00	0.93
Federal Home Loan Bks - 3130ALGJ7 1.000 03/23/2026	1,950,000.000	93.8410	1,829,899.50	1,950,000.00	-120,100.50	1.6	19,500.00	1.07
Federal Home Loan Bks - 3130ANRR3 1.000 09/17/2026	2,000,000.000	94.2120	1,884,240.00	2,000,000.00	-115,760.00	1.7	20,000.00	1.06
Federal Home Loan Bks - 3130ANYN4 1.000 09/30/2026	2,000,000.000	93.8770	1,877,540.00	2,000,000.00	-122,460.00	1.7	20,000.00	1.06
Federal Home Loan Bks - 3130AP4X0 1.000 09/30/2026	1,000,000.000	93.8770	938,770.00	1,000,000.00	-61,230.00	0.8	10,000.00	1.06
Federal Home Loan Bks - 3130AMSS2 1.050 06/30/2026	1,000,000.000	94.4110	944,110.00	1,000,000.00	-55,890.00	0.8	10,500.00	1.11
Federal Home Loan Bks - 3130APVZ5 1.050 12/02/2024	1,000,000.000	96.5040	965,040.00	1,000,000.00	-34,960.00	0.9	10,500.00	1.09
Federal Home Loan Bks - 3130AQGT4 1.100 01/13/2025	1,000,000.000	96.1000	961,000.00	996,470.00	-35,470.00	0.8	11,000.00	1.14
Federal Home Loan Bks - 3130ANNP1 1.100 08/24/2026	1,000,000.000	94.5930	945,930.00	1,000,000.00	-54,070.00	0.8	11,000.00	1.16
Federal Home Loan Bks - 3130ALXJ8 1.150 04/29/2026	1,420,000.000	94.9780	1,348,687.60	1,420,000.00	-71,312.40	1.2	16,330.00	1.21

CITY OF LAGUNA BEACH  
ACCOUNT NUMBER:Page 10 of 30  
March 1, 2022 to March 31, 2022**ASSET DETAIL (continued)**

Security Description	Shares/Face Amt	Price	Market Value	Tax Cost	Unrealized Gain/Loss	Percent of Total Portfolio	Estimated Annual Income	Estimated Current Yield
Federal Home Loan Bks - 3130AQGV9 1.200 07/18/2025	1,000,000.000	96.4550	964,550.00	1,000,000.00	-35,450.00	0.8	12,000.00	1.24
Federal Home Loan Bks - 3130AQW6 1.200 08/16/2024	1,000,000.000	97.8050	978,050.00	1,000,000.00	-21,950.00	0.9	12,000.00	1.23
Federal Home Loan Bks - 3130APU78 1.300 11/24/2026	1,000,000.000	94.8610	948,610.00	1,000,000.00	-51,390.00	0.8	13,000.00	1.37
Federal Home Loan Bks - 3130AQS79 1.375 08/07/2026 Multi Cpn	1,000,000.000	96.6610	966,610.00	1,000,000.00	-33,390.00	0.9	13,750.00	1.42
Federal Home Loan Bks - 3130APL37 1.400 11/16/2026	1,000,000.000	95.5840	955,840.00	1,000,000.00	-44,160.00	0.8	14,000.00	1.46
Federal Home Loan Bks - 3130AQEW9 1.500 01/14/2027	1,000,000.000	95.8610	958,610.00	1,000,000.00	-41,390.00	0.8	15,000.00	1.56
Federal Home Loan Bks - 3130APQW8 1.500 11/24/2026	1,000,000.000	95.5180	955,180.00	1,000,000.00	-44,820.00	0.8	15,000.00	1.57
Federal Home Loan Bks - 3130APV77 1.500 12/10/2026	2,000,000.000	95.9380	1,918,760.00	2,000,000.00	-81,240.00	1.7	30,000.00	1.56
Federal Home Loan Bks - 3130APXD2 1.550 12/17/2026	1,000,000.000	96.1260	961,260.00	1,000,000.00	-38,740.00	0.8	15,500.00	1.61
Federal Home Loan Bks - 3130AQHC0 1.650 01/28/2027	1,000,000.000	96.3490	963,490.00	1,000,000.00	-36,510.00	0.8	16,500.00	1.71





CITY OF LAGUNA BEACH  
ACCOUNT NUMBER: . . . . .

Page 11 of 30  
March 1, 2022 to March 31, 2022

**ASSET DETAIL (continued)**

Security Description	Shares/Face Amt	Price	Market Value	Tax Cost	Unrealized Gain/Loss	Percent of Total Portfolio	Estimated Annual Income	Estimated Current Yield
Federal Home Loan Bks - 3130AQJH7 1.750 01/28/2027	500,000.000	96.6430	483,215.00	500,000.00	-16,785.00	0.4	8,750.00	1.81
Federal Home Loan Bks - 3130AQM6 2.050 02/25/2027	1,000,000.000	97.4760	974,760.00	1,000,000.00	-25,240.00	0.9	20,500.00	2.10
<b>Total US Government Issues</b>			<b>\$77,166,752.10</b>	<b>\$81,841,280.00</b>	<b>-\$4,674,527.90</b>	<b>68.0</b>	<b>\$762,930.00</b>	

**Corporate Issues**

Adirondack Bank Na Ny C D - 00687QAT9 1.100 03/25/2025	250,000.000	95.8550	239,637.50	250,000.00	-10,362.50	0.2	2,750.00	1.15
Ally Bk Midvale Utah - 02007GKW2 C D 2.150 07/25/2022	250,000.000	100.5080	251,270.00	250,000.00	1,270.00	0.2	5,375.00	2.14
American Honda Finance - 02665WCZ2 Medium Term Note 2.400 06/27/2024	1,000,000.000	99.2970	992,970.00	1,010,000.00	-17,030.00	0.9	24,000.00	2.42
Amex Centurion Bk - 02587D2Q0 C D 2.500 12/05/2022	250,000.000	100.9980	252,495.00	250,000.00	2,495.00	0.2	6,250.00	2.47
Apple Inc - 037833EB2 0.700 02/08/2026	800,000.000	93.1300	745,040.00	798,824.00	-53,784.00	0.7	5,600.00	0.75
Apple Inc - 037833DL1 1.700 09/11/2022	1,000,000.000	100.1690	1,001,690.00	978,930.00	22,760.00	0.9	17,000.00	1.70



CITY OF LAGUNA BEACH  
ACCOUNT NUMBER:

ASSET DETAIL (continued)

Security Description	Shares/Face Amt	Price	Market Value	Tax Cost	Unrealized Gain/Loss	Percent of Total Portfolio	Estimated Annual Income	Estimated Current Yield
Apple Inc - 037833CG3 3.000 02/09/2024	1,000,000.000	101.2130	1,012,130.00	1,013,140.00	-1,010.00	0.9	30,000.00	2.96
Bank Of Ny Mellon Corp - 06406RAL1 Medium Term Note 2.100 10/24/2024	1,000,000.000	98.6380	986,380.00	1,000,000.00	-13,620.00	0.9	21,000.00	2.13
Bk Of America Corp - 06048WL65 Medium Term Note 1.050 03/10/2026	1,000,000.000	91.7210	917,210.00	985,200.00	-67,990.00	0.8	10,500.00	1.14
Bmw Bank North America - 05580AMB7 C D 2.900 03/29/2023	250,000.000	101.6010	254,002.50	250,000.00	4,002.50	0.2	7,250.00	2.85
Border ST Bk Greenbush Minn CD - 099703GF1 C D 1.100 03/27/2025	250,000.000	95.8410	239,602.50	250,000.00	-10,397.50	0.2	2,750.00	1.15
Capital One Bank USA - 1404206T2 C D 2.500 12/06/2022	250,000.000	101.0710	252,677.50	250,000.00	2,677.50	0.2	6,250.00	2.47
Citibank Natl Assn Sioux Falls S D - 17312QX87 C D 3.550 12/21/2023	250,000.000	102.7910	256,977.50	250,000.00	6,977.50	0.2	8,875.00	3.45
Comenity Capital Bank - 20033AU38 C D 2.800 04/15/2024	250,000.000	101.3120	253,280.00	250,000.00	3,280.00	0.2	7,000.00	2.76



CITY OF LAGUNA BEACH  
ACCOUNT NUMBER:

Page 13 of 30  
March 1, 2022 to March 31, 2022

**ASSET DETAIL (continued)**

Security Description	Shares/Face Amt	Price	Market Value	Tax Cost	Unrealized Gain/Loss	Percent of Total Portfolio	Estimated Annual Income	Estimated Current Yield
Crescent Bank Trust - 225645DN7 C D 1.100 03/20/2025	250,000.000	95.8900	239,725.00	250,000.00	-10,275.00	0.2	2,750.00	1.15
Deere Company - 244199BE4 2.600 06/08/2022	1,000,000.000	100.1270	1,001,270.00	1,002,330.00	-1,060.00	0.9	26,000.00	2.60
Discover Bk - 254673A22 C D 1.550 04/02/2025	250,000.000	97.1240	242,810.00	250,000.00	-7,190.00	0.2	3,875.00	1.60
Dollar Bk Fed Svgs Bk - 25665QAX3 C D 2.900 04/13/2023	250,000.000	101.6110	254,027.50	250,000.00	4,027.50	0.2	7,250.00	2.85
Eaglebank - 27002YEV4 C D 1.650 03/06/2023	250,000.000	100.4100	251,025.00	250,000.00	1,025.00	0.2	4,125.00	1.64
Enterprise Bank Pa - 29367RKT2 C D 2.600 05/16/2024	250,000.000	100.8710	252,177.50	250,000.00	2,177.50	0.2	6,500.00	2.58
Goldman Sachs Bk USA New York - 38149MA94 C D 1.050 09/29/2026	250,000.000	93.3490	233,372.50	250,000.00	-16,627.50	0.2	2,625.00	1.13
Greenstate Cr Un North Liberty - 39573LBZ0 C D 1.050 10/15/2026	250,000.000	93.2550	233,137.50	250,000.00	-16,862.50	0.2	2,625.00	1.13

CITY OF LAGUNA BEACH  
ACCOUNT NUMBER:Page 14 of 30  
March 1, 2022 to March 31, 2022

## ASSET DETAIL (continued)

Security Description	Shares/Face Amt	Price	Market Value	Tax Cost	Unrealized Gain/Loss	Percent of Total Portfolio	Estimated Annual Income	Estimated Current Yield
Guardian Life Glob Fund - 40139LAG8 Ser 144A Medium Term Note 1.100 06/23/2025	1,000,000.000	94.0760	940,760.00	967,460.00	-26,700.00	0.8	11,000.00	1.17
IBM Corp - 459200JY8 3.000 05/15/2024	1,000,000.000	100.6610	1,006,610.00	1,012,813.55	-6,203.55	0.9	30,000.00	2.98
John Deere Capital Corp - 24422EUX5 Medium Term Note 2.600 03/07/2024	1,000,000.000	100.2470	1,002,470.00	1,023,500.00	-21,030.00	0.9	26,000.00	2.59
Jpmorgan Chase Bk N A - 46632FRU1 Medium Term Note 0.700 01/22/2026	1,000,000.000	89.9270	899,270.00	1,000,000.00	-100,730.00	0.8	7,000.00	0.78
Jpmorgan Chase Bk Na Columbus Ohio - 48128UYQ6 C D 0.550 02/09/2026	250,000.000	92.5350	231,337.50	250,000.00	-18,662.50	0.2	1,375.00	0.59
Lakeside Bk Chicago Ill - 51210SSD0 C D 1.400 03/31/2025	250,000.000	96.6820	241,705.00	250,000.00	-8,295.00	0.2	3,500.00	1.45
Live Oak Bkg Co Wilmington N C - 538036JU9 C D 1.700 08/28/2024	250,000.000	98.5960	246,490.00	250,000.00	-3,510.00	0.2	4,250.00	1.72
Massmutual Glbl Fdg II Mtn - 57629WDB3 Ser 144A Medium Term Note 0.600 04/12/2024	1,070,000.000	95.7890	1,024,942.30	1,060,241.60	-35,299.30	0.9	6,420.00	0.63





CITY OF LAGUNA BEACH  
ACCOUNT NUMBER:

Page 15 of 30  
March 1, 2022 to March 31, 2022

**ASSET DETAIL (continued)**

**Security Description**

Shares/Face Amt	Price	Market Value	Tax Cost	Unrealized Gain/Loss	Percent of Total Portfolio	Estimated Annual Income	Estimated Current Yield
Merrick Bk South Jordan Ut - 59013KBZ8 C D 2.150 08/09/2024							
250,000.000	99.7080	249,270.00	250,000.00	-730.00	0.2	5,375.00	2.16
Morgan Stanley Bank Na - 61747MF63 C D 2.650 01/11/2023							
250,000.000	101.2760	253,190.00	250,000.00	3,190.00	0.2	6,625.00	2.62
Mountain Amer Fed Cr Un West - 62384RAD8 C D 2.400 11/30/2022							
250,000.000	100.9810	252,452.50	250,000.00	2,452.50	0.2	6,000.00	2.38
New York Life Global Fdg - 64952WEJ8 Medium Term Note Ser 144A 0.900 10/29/2024							
1,000,000.000	95.5690	955,690.00	1,000,000.00	-44,310.00	0.8	9,000.00	0.94
Nicolet Natl Bank Green Baywi - 654062JZ2 C D 1.400 03/31/2025							
250,000.000	96.6820	241,705.00	250,000.00	-8,295.00	0.2	3,500.00	1.45
Pacific Enterprise Bk Ca - 694231AC5 C D 1.150 03/31/2025							
250,000.000	95.9610	239,902.50	250,000.00	-10,097.50	0.2	2,875.00	1.20
Pacific Westn Bk Beverly Hillscalif - 69506YRL5 C D 1.250 04/30/2025							
250,000.000	96.1560	240,390.00	250,000.00	-9,610.00	0.2	3,125.00	1.30
Poppy Bk Santa Rosa Calif - 73319FAF6 C D 1.100 03/18/2025							
250,000.000	95.9040	239,760.00	250,000.00	-10,240.00	0.2	2,750.00	1.15

CITY OF LAGUNA BEACH  
ACCOUNT NUMBER:Page 16 of 30  
March 1, 2022 to March 31, 2022

## ASSET DETAIL (continued)

Security Description	Shares/Face Amt	Price	Market Value	Tax Cost	Unrealized Gain/Loss	Percent of Total Portfolio	Estimated Annual Income	Estimated Current Yield
Precision Castparts Corp - 740189AM7 3.250 06/15/2025	1,000,000.000	101.1340	1,011,340.00	1,111,780.00	-100,440.00	0.9	32,500.00	3.21
Raymond James Bk Natl Assn ST - 75472RAE1 C D 2.000 08/23/2024	250,000.000	99.3170	248,292.50	250,000.00	-1,707.50	0.2	5,000.00	2.01
State Bk India New York Ny - 856285JQ5 C D 2.900 03/06/2023	250,000.000	101.5790	253,947.50	250,000.00	3,947.50	0.2	7,250.00	2.85
Synchrony Bk Retail - 87165FZD9 C D 1.450 04/17/2025	250,000.000	96.7880	241,970.00	250,000.00	-8,030.00	0.2	3,625.00	1.50
Texas Exchange Bk Crowley - 88241THJ2 C D 1.000 06/13/2025	250,000.000	95.1860	237,965.00	250,000.00	-12,035.00	0.2	2,500.00	1.05
Toyota Motor Credit Corp - 89236TGT6 Medium Term Note 1.800 02/13/2025	1,066,000.000	97.0760	1,034,830.16	1,059,284.20	-24,454.04	0.9	19,188.00	1.85
Toyota Motor Credit Corp - 89236TFX8 Medium Term Note 2.650 04/12/2022	1,000,000.000	100.0330	1,000,330.00	999,370.00	960.00	0.9	26,500.00	2.65
Toyota Motor Credit Corp - 89236TEL5 Medium Term Note 2.700 01/11/2023	1,000,000.000	100.8420	1,008,420.00	1,000,000.00	8,420.00	0.9	27,000.00	2.68



CITY OF LAGUNA BEACH  
ACCOUNT NUMBER:

Page 17 of 30  
March 1, 2022 to March 31, 2022

**ASSET DETAIL (continued)**

Security Description	Shares/Face Amt	Price	Market Value	Tax Cost	Unrealized Gain/Loss	Percent of Total Portfolio	Estimated Annual Income	Estimated Current Yield
Webbank Salt Lake City Utah - 947547NT8 C D 1.000 12/30/2024	250,000.000	96.1810	240,452.50	250,000.00	-9,547.50	0.2	2,500.00	1.04
Wells Fargo Bk N A Sioux Falls - 949763D60 C D 2.700 06/10/2024	250,000.000	101.0540	252,635.00	250,000.00	2,635.00	0.2	6,750.00	2.67
Wells Fargo Natl Bk West - 949495BF1 C D 1.750 03/06/2023	250,000.000	100.5030	251,257.50	250,000.00	1,257.50	0.2	4,375.00	1.74
3M Company - 88579YAV3 Medium Term Note 2.250 09/19/2026	1,000,000.000	97.2120	972,120.00	972,940.00	-820.00	0.9	22,500.00	2.31
<b>Total Corporate Issues</b>			<b>\$25,382,412.46</b>	<b>\$25,995,813.35</b>	<b>-\$613,400.89</b>	<b>22.4</b>	<b>\$498,833.00</b>	
<b>Foreign Issues</b>								
International Bank M T N - 459058JL8 0.500 10/28/2025	1,000,000.000	92.7830	927,830.00	998,870.00	-71,040.00	0.8	5,000.00	0.54
International Bank M T N - 459058JS3 0.650 02/10/2026	1,000,000.000	93.3570	933,570.00	1,000,000.00	-66,430.00	0.8	6,500.00	0.70
<b>Total Foreign Issues</b>			<b>\$1,861,400.00</b>	<b>\$1,998,870.00</b>	<b>-\$137,470.00</b>	<b>1.6</b>	<b>\$11,500.00</b>	

CITY OF LAGUNA BEACH  
ACCOUNT NUMBER:Page 18 of 30  
March 1, 2022 to March 31, 2022

## ASSET DETAIL (continued)

Security Description	Shares/Face Amt	Price	Market Value	Tax Cost	Unrealized Gain/Loss	Percent of Total Portfolio	Estimated Annual Income	Estimated Current Yield
<b>Taxable Municipal Issues</b>								
Arcadia Calif Pension Oblig Taxable - 039063AC6 Bds 2020 Ca 0.833 12/01/2023 Taxable	500,000.000	97.2910	486,455.00	500,000.00	-13,545.00	0.4	4,165.00	0.86
California ST Dept Wtr Res Cent Vy - 13067WST0 Proj Rev Taxable Sys Bds Be 0.255 12/01/2023 Taxable	1,000,000.000	96.8480	968,480.00	978,900.00	-10,420.00	0.9	2,550.00	0.26
Chino Ca Pub Fing Auth Rev Loc Agy - 169548FL3 Ref Bds 2021 A 1.453 09/01/2025 Taxable	400,000.000	94.3760	377,504.00	406,048.00	-28,544.00	0.3	5,812.00	1.54
Covina Ca Pension Oblig Taxable - 223047AD3 Bds 0.979 08/01/2025 Taxable	505,000.000	93.5650	472,503.25	505,000.00	-32,496.75	0.4	4,943.95	1.05
Folsom Cordova Ca Uni Sch Dist - 34440PCM1 Taxable Go Ref Bds 2020 B 3.000 10/01/2024 Taxable	820,000.000	100.5140	824,214.80	891,610.60	-67,395.80	0.7	24,600.00	2.98
Huntington Beach Calif Pub Fing Auth - 446216HJ5 Rev Taxable Lease Ref Bds 2020 B Ca 0.943 05/01/2025 Taxable	300,000.000	93.9920	281,976.00	300,000.00	-18,024.00	0.2	2,829.00	1.00
La Quinta Calif Redev Agy Successor - 50420BDE9 Agy Tax Alloc Ref Taxable Bds Ca 1.168 09/01/2025 Taxable	1,000,000.000	94.5170	945,170.00	1,005,030.00	-59,860.00	0.8	11,680.00	1.24
Los Angeles Calif Mun Impt Corp - 544587Y44 Lease Rev Taxable Ref Bds 2020 C Ca 0.890 11/01/2024 Taxable	250,000.000	95.2450	238,112.50	250,000.00	-11,887.50	0.2	2,225.00	0.93



CITY OF LAGUNA BEACH  
ACCOUNT NUMBER: '

Page 19 of 30  
March 1, 2022 to March 31, 2022

**ASSET DETAIL (continued)**

Security Description	Shares/Face Amt	Price	Market Value	Tax Cost	Unrealized Gain/Loss	Percent of Total Portfolio	Estimated Annual Income	Estimated Current Yield
Manhattan Beach Ca Pension Oblig - 562784AF5 Taxable Bds 1.186 01/01/2026 Taxable	150,000.000	94.0890	141,133.50	150,000.00	-8,866.50	0.1	1,779.00	1.26
Modesto Ca Wastewater Rev Taxable - 607802BZ7 Ref Bds 2020A 0.835 11/01/2024 Taxable	1,000,000.000	95.5170	955,170.00	1,003,320.00	-48,150.00	0.8	8,350.00	0.87
Ontario Calif Pension Oblig Taxable - 68304FAB2 Bds 2020 Ca 2.071 06/01/2022 Taxable	710,000.000	100.1480	711,050.80	713,819.80	-2,769.00	0.6	14,704.10	2.07
San Buenaventura Ca Wastewater - 797053AZ8 Rev Taxable Ref Bds 2020 0.902 01/01/2025 Taxable	500,000.000	95.2150	476,075.00	504,010.00	-27,935.00	0.4	4,510.00	0.95
San Jose Ca Fing Auth Leaserev - 798153NX6 Taxable Bds 2020 B 1.220 06/01/2025 Taxable	1,055,000.000	94.9770	1,002,007.35	1,063,070.75	-61,063.40	0.9	12,871.00	1.28
Tamalpais Calif Un High Sch Dist - 874857KU8 Taxable Go Ref Bds 2021 Ca 0.505 08/01/2025 Taxable	500,000.000	93.3140	466,570.00	500,000.00	-33,430.00	0.4	2,525.00	0.54



CITY OF LAGUNA BEACH  
ACCOUNT NUMBER:Page 20 of 30  
March 1, 2022 to March 31, 2022**ASSET DETAIL (continued)**

Security Description	Shares/Face Amt	Price	Market Value	Tax Cost	Unrealized Gain/Loss	Percent of Total Portfolio	Estimated Annual Income	Estimated Current Yield
Yosemite Ca Cmnty College Dist - 987388GL3 Taxable Go Ref Bds 2020B 0.804 08/01/2024 Taxable	750,000.000	96.0760	720,570.00	752,317.50	-31,747.50	0.6	6,030.00	0.84
<b>Total Taxable Municipal Issues</b>			<b>\$9,066,992.20</b>	<b>\$9,523,126.65</b>	<b>-\$456,134.45</b>	<b>8.0</b>	<b>\$109,574.05</b>	
<b>Total Taxable Bonds</b>			<b>\$113,477,556.76</b>	<b>\$119,359,090.00</b>	<b>-\$5,881,533.24</b>	<b>100.0</b>	<b>\$1,382,837.05</b>	
<b>Total Assets</b>			<b>\$113,477,556.76</b>	<b>\$119,359,090.00</b>	<b>-\$5,881,533.24</b>	<b>100.0</b>	<b>\$1,382,837.05</b>	
<b>Estimated Current Yield</b>								<b>1.21</b>

**ASSET DETAIL MESSAGES**

Time of trade execution and trading party (if not disclosed) will be provided upon request.

Publicly traded assets are valued in accordance with market quotations or valuation methodologies from financial industry services believed by us to be reliable. Assets that are not publicly traded may be reflected at values from other external sources. Assets for which a current value is not available may be reflected at a previous value or as not valued, at par value, or at a nominal value. Values shown do not necessarily reflect prices at which assets could be bought or sold. Values are updated based on internal policy and may be updated less frequently than statement generation.

Estimated Current Yield and Estimated Annual Income are estimates provided for informational purposes only and should not be relied on for making investment, trading, or tax decisions. The estimates may not represent the actual value earned by your investments and they provide no guarantee of what your investments may earn in the future.



CITY OF LAGUNA BEACH  
ACCOUNT NUMBER:

Page 21 of 30  
March 1, 2022 to March 31, 2022

TRANSACTION DETAIL

Date Posted	Activity	Description	Cash	Tax Cost
<b>Beginning Balance 03/01/2022</b>			<b>\$470.19</b>	<b>\$116,907,250.00</b>
03/01/22	Cash Disbursement	Cash Disbursement Paid To City Of Laguna Beach ACH Transfer To Checking	-9,743.59	
03/01/22	Asset Income	Interest Earned On Chino Ca 1.453% 9/01/25 0.007265 USD/\$1 Pv On 400,000 Par Value Due 3/1/22	2,906.00	
03/01/22	Asset Income	Interest Earned On Greenstate Cr C D 1.050% 10/15/26 0.000805 USD/\$1 Pv On 250,000 Par Value Due 3/1/22	201.37	
03/01/22	Asset Income	Interest Earned On La Quinta Ca 1.168% 9/01/25 0.00584 USD/\$1 Pv On 1,000,000 Par Value Due 3/1/22	5,840.00	
03/01/22	Asset Income	Interest Earned On Live Oak Bkg Co C D 1.700% 8/28/24 0.001304 USD/\$1 Pv On 250,000 Par Value Due 3/1/22	326.03	
03/02/22	Cash Disbursement	Cash Disbursement Paid To City Of Laguna Beach ACH Transfer To Checking	-191.78	
03/02/22	Asset Income	Interest Earned On Texas Exchange C D 1.000% 6/13/25 0.000767 USD/\$1 Pv On 250,000 Par Value Due 3/2/22	191.78	
03/03/22	Cash Disbursement	Cash Disbursement Paid To City Of Laguna Beach ACH Transfer To Checking	-3,950.00	
03/03/22	Asset Income	Interest Earned On F F C B Deb 0.790% 3/03/26 0.00395 USD/\$1 Pv On 1,000,000 Par Value Due 3/3/22	3,950.00	
03/07/22	Cash Disbursement	Cash Disbursement Paid To City Of Laguna Beach ACH Transfer To Checking	-20,737.68	
03/07/22	Cash Disbursement	Cash Disbursement Paid To State Of California Laif Outgoing Domestic Wire Per Client Request	-250,000.00	

CITY OF LAGUNA BEACH  
ACCOUNT NUMBER:Page 22 of 30  
March 1, 2022 to March 31, 2022

## TRANSACTION DETAIL (continued)

Date Posted	Activity	Description	Cash	Tax Cost
03/07/22	Sale	Matured 250,000 Par Value Of Sallie Mae Bank C D 2.800% 3/07/22 Trade Date 3/7/22 250,000 Par Value At 100 %	250,000.00	-250,000.00
03/07/22	Asset Income	Interest Earned On Eaglebank C D 1.650% 3/06/23 0.001266 USD/\$1 Pv On 250,000 Par Value Due 3/6/22	316.44	
03/07/22	Asset Income	Interest Earned On State Bk India C D 2.900% 3/06/23 0.014381 USD/\$1 Pv On 250,000 Par Value Due 3/6/22	3,595.21	
03/07/22	Asset Income	Interest Earned On Wells Fargo Natl C D 1.750% 3/06/23 0.001342 USD/\$1 Pv On 250,000 Par Value Due 3/6/22	335.62	
03/07/22	Asset Income	Interest Earned On John Deere Mtn 2.600% 3/07/24 0.013 USD/\$1 Pv On 1,000,000 Par Value Due 3/7/22	13,000.00	
03/07/22	Asset Income	Interest Earned On Sallie Mae Bank C D 2.800% 3/07/22 0.013962 USD/\$1 Pv On 250,000 Par Value Due 3/7/22	3,490.41	
03/09/22	Cash Disbursement	Cash Disbursement Paid To City Of Laguna Beach ACH Transfer To Checking	-4,412.33	
03/09/22	Asset Income	Interest Earned On F F C B Deb 0.800% 3/09/26 0.004 USD/\$1 Pv On 1,000,000 Par Value Due 3/9/22	4,000.00	
03/09/22	Asset Income	Interest Earned On Merrick Bk C D 2.150% 8/09/24 0.001649 USD/\$1 Pv On 250,000 Par Value Due 3/9/22	412.33	
03/10/22	Asset Income	Interest Earned On Bk Of America Mtn 1.050% 3/10/26 0.00525 USD/\$1 Pv On 1,000,000 Par Value Due 3/10/22	5,250.00	
03/10/22	Cash Disbursement	Cash Disbursement Paid To City Of Laguna Beach ACH Transfer To Checking	-11,017.81	





CITY OF LAGUNA BEACH  
ACCOUNT NUMBER: .

Page 23 of 30  
March 1, 2022 to March 31, 2022

TRANSACTION DETAIL (continued)

Date Posted	Activity	Description	Cash	Tax Cost
03/10/22	Asset Income	Interest Earned On F H L B Deb 0.800% 3/10/26 0.004 USD/\$1 Pv On 2,000,000 Par Value Due 3/10/22	8,000.00	
03/10/22	Asset Income	Interest Earned On F H L B Deb 1.500% 12/10/26 0.00125 USD/\$1 Pv On 2,000,000 Par Value Due 3/10/22	2,500.00	
03/10/22	Asset Income	Interest Earned On Wells Fargo Bk C D 2.700% 6/10/24 0.002071 USD/\$1 Pv On 250,000 Par Value Due 3/10/22	517.81	
03/11/22	Cash Receipt	Cash Receipt Incoming Wires Wire Recd From US Bank California	730,000.00	
03/11/22	Cash Disbursement	Cash Disbursement Paid To City Of Laguna Beach ACH Transfer To Checking	-14,333.45	
03/11/22	Sale	Matured 250,000 Par Value Of Ubs Bank USA C D 1.000% 3/11/22 Trade Date 3/11/22 250,000 Par Value At 100 %	250,000.00	-250,000.00
03/11/22	Asset Income	Interest Earned On Apple Inc 1.700% 9/11/22 0.0085 USD/\$1 Pv On 1,000,000 Par Value Due 3/11/22	8,500.00	
03/11/22	Asset Income	Interest Earned On Ubs Bank USA C D 1.000% 3/11/22 0.000767 USD/\$1 Pv On 250,000 Par Value Due 3/11/22	191.78	
03/11/22	Purchase	Purchased 1,000,000 Par Value Of California ST 0.255% 12/01/23 Trade Date 3/9/22 Purchased Through Wells Fargo Securities, LLC Purchased On The OTC Bulletin Board 1,000,000 Par Value At 97.89 %	-978,900.00	978,900.00
03/11/22	Purchase Accrued Interest	Paid Accrued Interest On Purchase Of California ST 0.255% 12/01/23 Income Debit 708.33- USD	-708.33	

CITY OF LAGUNA BEACH  
ACCOUNT NUMBER:Page 24 of 30  
March 1, 2022 to March 31, 2022

## TRANSACTION DETAIL (continued)

Date Posted	Activity	Description	Cash	Tax Cost
03/15/22	Cash Disbursement	Cash Disbursement Paid To City Of Laguna Beach ACH Transfer To Checking	-997.26	
03/15/22	Asset Income	Interest Earned On Comenity Capital C D 2.800% 4/15/24 0.002148 USD/\$1 Pv On 250,000 Par Value Due 3/15/22	536.99	
03/15/22	Asset Income	Interest Earned On Mountain Amer C D 2.400% 11/30/22 0.001841 USD/\$1 Pv On 250,000 Par Value Due 3/15/22	460.27	
03/16/22	Cash Disbursement	Cash Disbursement Paid To City Of Laguna Beach ACH Transfer To Checking	-8,000.00	
03/16/22	Asset Income	Interest Earned On F H L B Deb 0.800% 3/16/26 0.004 USD/\$1 Pv On 2,000,000 Par Value Due 3/16/22	8,000.00	
03/17/22	Cash Disbursement	Cash Disbursement Paid To City Of Laguna Beach ACH Transfer To Checking	-10,000.00	
03/17/22	Asset Income	Interest Earned On F H L B Deb 1.000% 9/17/26 0.005 USD/\$1 Pv On 2,000,000 Par Value Due 3/17/22	10,000.00	
03/18/22	Cash Receipt	Cash Receipt Incoming Wires Wire Recd From Usbank California	1,000,000.00	
03/18/22	Cash Disbursement	Cash Disbursement Paid To City Of Laguna Beach ACH Transfer To Checking	-210.96	
03/18/22	Purchase	Purchased 1,000,000 Par Value Of F F C B Deb 2.150% 3/18/26 Trade Date 3/11/22 Purchased Through Stifel, Nicolaus & Co., Inc. 1,000,000 Par Value At 100 %	-1,000,000.00	1,000,000.00
03/18/22	Asset Income	Interest Earned On Poppy Bk Santa C D 1.100% 3/18/25 0.000844 USD/\$1 Pv On 250,000 Par Value Due 3/18/22	210.96	



CITY OF LAGUNA BEACH  
ACCOUNT NUMBER:

Page 25 of 30  
March 1, 2022 to March 31, 2022

**TRANSACTION DETAIL (continued)**

Date Posted	Activity	Description	Cash	Tax Cost
03/21/22	Cash Disbursement	Cash Disbursement Paid To City Of Laguna Beach ACH Transfer To Checking	-210.96	
03/21/22	Asset Income	Interest Earned On Crescent Bank C D 1.100% 3/20/25 0.000844 USD/\$1 Pv On 250,000 Par Value Due 3/20/22	210.96	
03/23/22	Asset Income	Interest Earned On F H L B Deb 1.000% 3/23/26 0.005 USD/\$1 Pv On 1,950,000 Par Value Due 3/23/22	9,750.00	
03/23/22	Cash Disbursement	Cash Disbursement Paid To City Of Laguna Beach ACH Transfer To Checking	-18,500.00	
03/23/22	Asset Income	Interest Earned On F H L B Deb 0.875% 3/23/26 0.004375 USD/\$1 Pv On 2,000,000 Par Value Due 3/23/22	8,750.00	
03/25/22	Cash Disbursement	Cash Disbursement Paid To City Of Laguna Beach ACH Transfer To Checking	-210.96	
03/25/22	Asset Income	Interest Earned On Adirondack Bank C D 1.100% 3/25/25 0.000844 USD/\$1 Pv On 250,000 Par Value Due 3/25/22	210.96	
03/28/22	Cash Disbursement	Cash Disbursement Paid To City Of Laguna Beach ACH Transfer To Checking	-210.96	
03/28/22	Asset Income	Interest Earned On Border ST Bk C D 1.100% 3/27/25 0.000844 USD/\$1 Pv On 250,000 Par Value Due 3/27/22	210.96	
03/29/22	Cash Disbursement	Cash Disbursement Paid To City Of Laguna Beach ACH Transfer To Checking	-4,896.92	
03/29/22	Asset Income	Interest Earned On Bmw Bank C D 0.014381 USD/\$1 Pv On 250,000 Par Value Due 3/29/22	3,595.21	

CITY OF LAGUNA BEACH  
ACCOUNT NUMBER:Page 26 of 30  
March 1, 2022 to March 31, 2022

## TRANSACTION DETAIL (continued)

Date Posted	Activity	Description	Cash	Tax Cost
03/29/22	Asset Income	Interest Earned On Goldman Sachs C D 1.050% 9/29/26 0.005207 USD/\$1 Pv On 250,000 Par Value Due 3/29/22	1,301.71	
03/30/22	Cash Receipt	Cash Receipt Incoming Wires Funds Recd From US Bank Ca	974,000.00	
03/30/22	Cash Disbursement	Cash Disbursement Paid To City Of Laguna Beach ACH Transfer To Checking	-20,487.67	
03/30/22	Asset Income	Interest Earned On F H L B Deb 1.000% 9/30/26 0.005 USD/\$1 Pv On 2,000,000 Par Value Due 3/30/22	10,000.00	
03/30/22	Asset Income	Interest Earned On F H L B Deb 1.000% 9/30/26 0.005 USD/\$1 Pv On 1,000,000 Par Value Due 3/30/22	5,000.00	
03/30/22	Asset Income	Interest Earned On F H L M C M T N 0.520% 9/30/25 0.0026 USD/\$1 Pv On 2,000,000 Par Value Due 3/30/22	5,200.00	
03/30/22	Asset Income	Interest Earned On Lakeside Bk C D 1.400% 3/31/25 0.001151 USD/\$1 Pv On 250,000 Par Value Due 3/30/22	287.67	
03/31/22	Cash Disbursement	Cash Disbursement Paid To City Of Laguna Beach ACH Transfer To Checking	-851.44	
03/31/22	Purchase	Purchased 1,000,000 Par Value Of 3M Company Mtn 2.250% 9/19/26 Trade Date 3/29/22 Purchased Through Stifel, Nicolaus & Co., Inc. 1,000,000 Par Value At 97.294 %	-972,940.00	972,940.00
03/31/22	Purchase Accrued Interest	Paid Accrued Interest On Purchase Of 3M Company Mtn 2.250% 9/19/26 Income Debit 750.00- USD	-750.00	
03/31/22	Asset Income	Interest Earned On Nicolet Natl C D 1.400% 3/31/25 0.001189 USD/\$1 Pv On 250,000 Par Value Due 3/31/22	297.26	



CITY OF LAGUNA BEACH  
ACCOUNT NUMBER:

Page 27 of 30  
March 1, 2022 to March 31, 2022

**TRANSACTION DETAIL (continued)**

Date Posted	Activity	Description	Cash	Tax Cost
03/31/22	Asset Income	Interest Earned On Pacific C D 1.150% 3/31/25 0.000977 USD/\$1 Pv On 250,000 Par Value Due 3/31/22	244.18	
<b>Ending Balance 03/31/2022</b>			<b>\$0.00</b>	<b>\$119,359,090.00</b>



CITY OF LAGUNA BEACH  
ACCOUNT NUMBER:Page 28 of 30  
March 1, 2022 to March 31, 2022

## SALE/MATURITY SUMMARY

Settlement Date	Description	Tax Cost	Proceeds	Estimated Gain/Loss
<b>Taxable Bonds</b>				
<b>Sallie Mae Bank</b>				
<b>C D</b>				
<b>2.800 03/07/2022</b>				
<b>795450Z81</b>				
03/07/22	Matured 250,000 Par Value Trade Date 3/7/22 250,000 Par Value At 100 %	-250,000.00	250,000.00	
<b>Ubs Bank USA</b>				
<b>C D</b>				
<b>1.000 03/11/2022</b>				
<b>90348JSW1</b>				
03/11/22	Matured 250,000 Par Value Trade Date 3/11/22 250,000 Par Value At 100 %	-250,000.00	250,000.00	
<b>Total Taxable Bonds</b>		<b>-\$500,000.00</b>	<b>\$500,000.00</b>	<b>\$0.00</b>
<b>Total Sales &amp; Maturities</b>		<b>-\$500,000.00</b>	<b>\$500,000.00</b>	<b>\$0.00</b>

## SALE/MATURITY SUMMARY MESSAGES

Estimated Year-To-Date Long-Term Gain (Loss): (\$600.00)

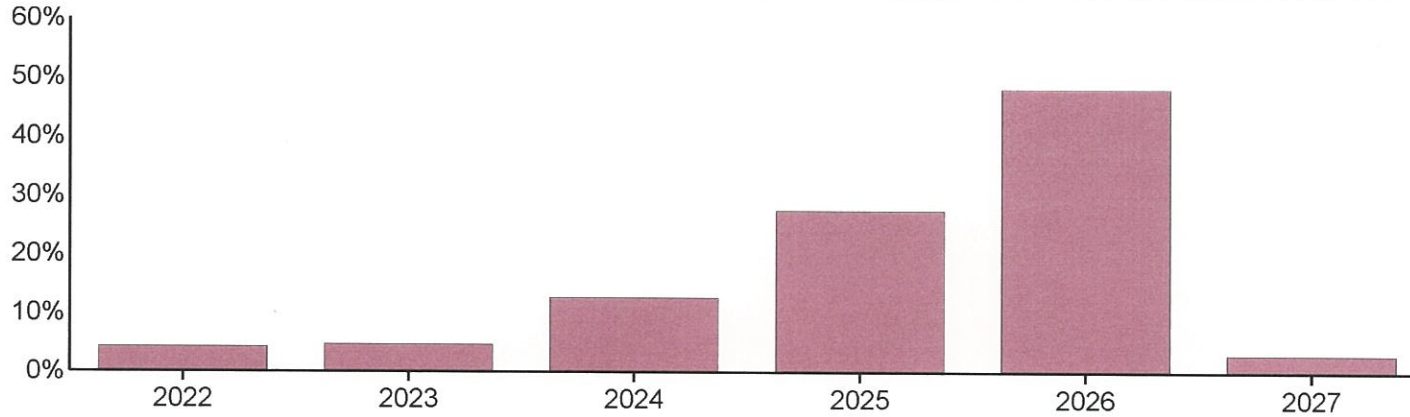
Estimates should not be used for tax purposes



CITY OF LAGUNA BEACH  
ACCOUNT NUMBER:

Page 29 of 30  
March 1, 2022 to March 31, 2022

**BOND SUMMARY**



	Par Value	Market Value	Percentage of Category
<b>MATURITY</b>			
2022	4,710,000.00	4,723,235.80	4.17
2023	5,250,000.00	5,209,802.50	4.60
2024	14,640,000.00	14,367,517.10	12.66
2025	33,076,000.00	31,189,738.26	27.48
2026	58,070,000.00	54,607,188.10	48.12
2027	3,500,000.00	3,380,075.00	2.97
<b>Total of Category</b>	<b>\$119,246,000.00</b>	<b>\$113,477,556.76</b>	<b>100.00</b>

**MOODY'S RATING**

Aaa	79,220,000.00	74,823,732.60	65.94
Aa1	1,000,000.00	968,480.00	0.85
Aa2	4,570,000.00	4,396,154.80	3.87
Aa3	2,125,000.00	2,026,949.65	1.79
A1	5,066,000.00	5,002,080.16	4.41
A2	3,000,000.00	2,920,950.00	2.57
A3	2,000,000.00	1,999,580.00	1.76

CITY OF LAGUNA BEACH  
ACCOUNT NUMBER:Page 30 of 30  
March 1, 2022 to March 31, 2022**BOND SUMMARY (continued)**

	Par Value	Market Value	Percentage of Category
WR	3,950,000.00	3,682,379.50	3.25
N/A	13,315,000.00	12,746,002.55	11.23
NOT RATED	5,000,000.00	4,911,247.50	4.33
<b>Total of Category</b>	<b>\$119,246,000.00</b>	<b>\$113,477,556.76</b>	<b>100.00</b>

**S&P RATING**

AAA	3,650,000.00	3,457,468.50	3.05
AA+	70,740,000.00	66,939,104.40	58.99
AA	5,470,000.00	5,287,626.40	4.66
AA-	2,070,000.00	2,007,497.30	1.77
A+	5,066,000.00	4,914,970.16	4.33
A	3,000,000.00	2,990,120.00	2.63
A-	3,000,000.00	2,916,790.00	2.57
N/A	19,500,000.00	18,297,772.50	16.12
NOT RATED	6,750,000.00	6,666,207.50	5.88
<b>Total of Category</b>	<b>\$119,246,000.00</b>	<b>\$113,477,556.76</b>	<b>100.00</b>

**BOND SUMMARY MESSAGES**

Data contained within this section excluded Mutual Funds, Exchange Traded Funds, and Closed-Ended Funds.



**Attachment 3**

**March 2022**

**US Bank Escrow Statement with Transaction Detail**



**ACCOUNT NUMBER:**  
U.S. BANCORP GOVERNMENT LEASING AND  
FINANCE, INC. AND CITY OF LAGUNA  
BEACH, CALIFORNIA  
ESCROW AGREEMENT DECEMBER 27, 2021  
ESCROW FUND

This statement is for the period from  
March 1, 2022 to March 31, 2022

000002791 02 SP 000638144456457 P

CITY OF LAGUNA BEACH  
ATTN GAVIN CARRAN  
505 FOREST AVE  
LAGUNA BEACH CA 92651-2332

### **QUESTIONS?**

If you have any questions regarding  
your account or this statement, please  
contact your Account Manager or Analyst.

**Account Manager:**  
**MICHAEL MCGUIRE**  
DN-CO-T12C  
950 17TH ST SUITE 1200  
DENVER CO 80202  
**Phone 303-585-4594**  
**E-mail [Michael.McGuire2@USBank.com](mailto:Michael.McGuire2@USBank.com)**

**Analyst:**  
**ERICA FOUKS**  
**Phone 651-466-6098**



ACCOUNT NUMBER:  
U.S. BANCORP GOVERNMENT LEASING AND  
FINANCE, INC. AND CITY OF LAGUNA  
BEACH, CALIFORNIA  
ESCROW AGREEMENT DECEMBER 27, 2021  
ESCROW FUND

This statement is for the period from  
March 1, 2022 to March 31, 2022

### MARKET VALUE SUMMARY

	Current Period 03/01/22 to 03/31/22
Beginning Market Value	\$294,318.67
Investment Results	
Interest, Dividends and Other Income	1.13
<b>Total Investment Results</b>	<b>\$1.13</b>
<b>Ending Market Value</b>	<b>\$294,319.80</b>





ACCOUNT NUMBER:  
U.S. BANCORP GOVERNMENT LEASING AND  
FINANCE, INC. AND CITY OF LAGUNA  
BEACH, CALIFORNIA  
ESCROW AGREEMENT DECEMBER 27, 2021  
ESCROW FUND

This statement is for the period from  
March 1, 2022 to March 31, 2022

### ASSET DETAIL AS OF 03/31/22

Shares or Face Amount	Security Description	Market Value/ Price	Tax Cost/ Unit Cost	% of Total Yield at Market	Est Ann Inc
<b>Cash Equivalents</b>					
294,319.800	US Bank Mmkt 5 - Ct 9AMMF05B2	294,319.80 1.0000	294,319.80 1.00	100.0 .00	14.72
<b>Total Cash Equivalents</b>		<b>\$294,319.80</b>	<b>\$294,319.80</b>	<b>100.0</b>	<b>\$14.72</b>
<b>Total Assets</b>		<b>\$294,319.80</b>	<b>\$294,319.80</b>	<b>100.0</b>	<b>\$14.72</b>

### ASSET DETAIL MESSAGES

Time of trade execution and trading party (if not disclosed) will be provided upon request.

Publicly traded assets are valued in accordance with market quotations or valuation methodologies from financial industry services believed by us to be reliable. Assets that are not publicly traded may be reflected at values from other external sources. Assets for which a current value is not available may be reflected at a previous value or as not valued, at par value, or at a nominal value. Values shown do not necessarily reflect prices at which assets could be bought or sold. Values are updated based on internal policy and may be updated less frequently than statement generation.

For further information, please contact your Analyst.

Yield at Market and Estimated Annual Income are estimates provided for informational purposes only and should not be relied on for making investment, trading, or tax decisions. The estimates may not represent the actual value earned by your investments and they provide no guarantee of what your investments may earn in the future.



ACCOUNT NUMBER:  
U.S. BANCORP GOVERNMENT LEASING AND  
FINANCE, INC. AND CITY OF LAGUNA  
BEACH, CALIFORNIA  
ESCROW AGREEMENT DECEMBER 27, 2021  
ESCROW FUND

This statement is for the period from  
March 1, 2022 to March 31, 2022

### CASH SUMMARY

	Income Cash	Principal Cash	Total Cash
Beginning Cash Balance as of 03/01/2022	\$0.00	\$0.00	\$0.00
Taxable Interest	1.13		1.13
Transfers	- 1.13	1.13	
Net Money Market Activity		- 1.13	- 1.13
Ending Cash Balance as of 03/31/2022	\$0.00	\$0.00	\$0.00





ACCOUNT NUMBER: -  
U.S. BANCORP GOVERNMENT LEASING AND  
FINANCE, INC. AND CITY OF LAGUNA  
BEACH, CALIFORNIA  
ESCROW AGREEMENT DECEMBER 27, 2021  
ESCROW FUND

This statement is for the period from  
March 1, 2022 to March 31, 2022

**TRANSACTION DETAIL**

Date Posted	Description	Income Cash	Principal Cash	Tax Cost
	Beginning Balance 03/01/2022	\$0.00	\$0.00	\$294,318.67
03/01/22	Interest Earned On US Bank Mmkt 5 - Ct Interest From 2/1/22 To 2/28/22 9AMMF05B2	1.13		
03/02/22	Cash Disbursement Transfer To Principal 1	- 1.13		
03/02/22	Cash Receipt Transfer From Income 1		1.13	
03/02/22	Purchased 1.13 Units Of US Bank Mmkt 5 - Ct Trade Date 3/2/22 9AMMF05B2		- 1.13	1.13
	Ending Balance 03/31/2022	\$0.00	\$0.00	\$294,319.80