

Attachment 1

August 2022

Monthly Investment Report



**City of Laguna Beach
Investment Report**

August 2022

Honorable Mayor and Members of the City Council,

The requested monthly Investment Report follows. I verify that the investment portfolio is in conformity with California laws and the Laguna Beach Investment Policy which is approved annually by the City Council. The Treasurer's cash management program provides sufficient liquidity to meet expenditure requirements for the next six months.

Respectfully submitted,

Laura Parisi

**Laura Parisi, CPA, CCMT
City Treasurer**

CITY OF LAGUNA BEACH INVESTMENT REPORT AUGUST 2022

BACKGROUND

The City Council delegated the investment authority to the City Treasurer and directed her to prepare a monthly report for the investments in accordance with the Investment Policy and California Government Code 53646. Accordingly, the report (Attachment 1) is presented at a public meeting and are available to the public on the City of Laguna Beach website. The transaction history required by California law is provided in the Custodian Statement (Attachment 2).

DISCUSSION

At August 31, 2022 Cash and Investments totaled \$132.2 million dollars. During August the portfolio decreased \$5.2 million dollars. Payments during the period included the purchase of the library property from the County of Orange for \$4.2 million dollars and normal operating cash flows. The City Treasurer certified that the month end portfolio complied with the Investment Policy, that was adopted by the City Council, and California Government Code. She further certified that there was sufficient liquidity to meet the City's forecasted expenditures for the next six months.

Interest rates have dramatically increased during the year. Investments purchased at lower interest rates have a holding value that was less than par. Generally Accepted Accounting Principles require that investments must be marked-to-market rates in the Annual Comprehensive Annual Report. The accounting adjustment will not impact operations, budget or cash.

The Investment Policy encourages a Buy and Hold investment strategy which will not incur unrealized gains or losses. It has the following objectives.

Safety: The highest priority objective was achieved by investing in high quality securities. Credit risk was mitigated by limiting purchases to the safest types of investments including Federal Agency securities, the California pooled investment fund, LAIF, investment quality medium-term corporate notes or commercial paper, federally insured Certificates of Deposit, Municipal Bonds rated A or better and supranational securities with a AAA rating.

Liquidity: City operations until the November property tax installment receipt will be subsidized by LAIF and maturing investments. Rising interest rates require a heightened emphasis on realistic cash flow forecasts.

Yield: The average yield from the custodial statements increased 0.04%pts to 1.25% while the benchmark 2-year T-Bill increased 0.56%pts to 3.45%. The current yield has been less than the benchmark due to the rapid rise in interest rates. The investments made earlier this year or in prior years have lower rates determined by the markets on the day of purchase. Par value is received when the securities mature. At that time, they will be reinvested at market rates which have increased.

City of Laguna Beach
City Treasurer Monthly Report - Unaudited
For the Month of August 2022

Cash Activity for the Month

Cash and investments, beginning of month	\$ 137,423,757.53
Cash receipts	7,283,718.12
Cash disbursements	(12,507,554.73)
Cash and investments, end of month	\$ 132,199,920.92

Cash and Investment Portfolio at Month-End

	Current Year				Prior Year
	Fair Value	Cost	Pct. of Total	Avg. Return	Cost
Long-term marketable securities					
Federal agency securities	\$ 76,355,976.50	\$ 83,841,280.00	63%	0.98%	\$ 57,363,360.00
Medium-term corporate notes	13,180,631.20	14,015,183.35	11%	1.82%	10,934,187.55
Certificates of Deposit - Insured	5,240,935.00	5,500,000.00	4%	1.58%	7,250,000.00
Municipal bonds	8,195,047.90	8,809,306.85	7%	1.14%	7,830,406.85
Supranational security	1,795,880.00	1,998,870.00	2%	0.63%	1,998,870.00
Subtotal	104,768,470.60	114,164,640.20	86%	1.11%	85,376,824.40
Short-term marketable securities					
State Local Agency Investment Fund (LAIF)	7,828,307.60	7,828,307.60	6%	1.28%	19,676,686.83
Federal agency securities	-	-	0%	N.D.	-
Medium-term corporate notes & Commercial Paper	2,980,690.00	2,961,071.39	2%	2.32%	2,502,300.00
Municipal bonds	-	-	0%	N.D.	713,819.80
Certificates of Deposit - Insured	2,496,805.00	2,500,000.00	2%	2.48%	2,244,000.00
Supranational security	-	-	0%	N.D.	-
Subtotal	13,305,802.60	13,289,378.99	10%	1.74%	25,136,806.63
Savings, checking and change funds					
Savings accounts	604,565.85	604,565.85	0%	0.79%	573,654.67
Checking accounts (d)	1,920,020.31	1,920,020.31	1%	Allowance (a).	678,866.92
Transfer from custodian in transit	-	-	0%	0.00%	1,000,000.00
Petty cash/change funds	5,600.00	5,600.00	0%	0.00%	5,600.00
Subtotal	2,530,186.16	2,530,186.16	2%	N.D.	2,258,121.59
LAIF - Tax-exempt bond proceeds	27,148.83	27,148.83	0%	1.28%	27,044.71
Trustee-held assessment district funds	1,039,380.46	1,039,380.46	1%	1.28%	1,059,963.14
Total cash and marketable securities	121,670,988.65	131,050,734.64	99%		113,858,760.47
Assessment district bonds/loans	Not Available	817,993.00	1%	2.12%	878,993.00
Essential employee loan program (b).	Available	331,193.28	0%	2.27%	350,030.53
Total		\$ 132,199,920.92	100%		\$ 115,087,784.00

(a). The earnings allowance credit applies to funds held by Bank of America and partially offset the bank fees.

(b). Accumulated balance from loan schedules that were not agreed to the City General Ledger.

(c). City financed assessment districts are reported as investments above. The \$266,000 cash loaned to the districts is also reported above.

(d). Funds utilized along with LAIF transfer for the September 2, 2022 warrant payment.

Cash and Investment Custody

	Fair Value	Cost Per		
		General Ledger	Bank	
US Bank Custody	\$ 109,995,965.60	\$ 119,375,711.59	119,375,711.59	\$ 91,586,944.20
California Local Agency Investment Fund	7,855,456.43	7,855,456.43	7,855,456.43	19,703,731.54
Bank of New York Trustee	1,039,380.46	1,039,380.46	1,042,726.36	1,059,963.14
Bank of America	2,524,586.16	2,524,586.16	2,880,829.32	1,252,521.59
Banc of California	250,000.00	250,000.00	250,000.00	250,000.00
Internal change funds	5,600.00	5,600.00		5,600.00
Assessment district and essential employee bonds/loans	Not Available	1,149,186.28	Not Applicable	1,229,023.53
Total		\$ 132,199,920.92		\$ 115,087,784.00

City of Laguna Beach
Investment Portfolio Detail - Unaudited
August 31, 2022

Investment Type	Rating	Par Value	Fair Value (a)	Purchase Price	Premium (Discount)	Purchase or Dated	Maturity Date	Coupon Rate	Purchase Yield (b)	Current Yield (a)	Days to Maturity
(1) State Investment Pool (LAIF) (a)	NR	\$ 7,828,307.60	\$ 7,828,307.60	\$ 7,828,307.60	\$ -		Today	1.28%	1.28%	1.28%	Today
(2) LAIF Bond Proceeds (a)	NR	27,148.83	27,148.83	27,148.83	-		Today	1.28%	1.28%	1.28%	Today
(3) Corp Apple Inc	AA+	1,000,000.00	999,750.00	978,930.00	(21,070.00)	03/24/20	09/11/22	1.70%	2.59%	1.70%	11
(4) CD Mountain America Credit Union	NR	250,000.00	249,932.50	250,000.00	-	11/30/17	11/30/22	2.40%	2.40%	2.40%	91
(5) CD American Express Centurion Bk	NR	250,000.00	249,905.00	250,000.00	-	12/05/17	12/05/22	2.50%	2.50%	2.50%	96
(6) CD Capital One Bank	NR	250,000.00	249,970.00	250,000.00	-	12/06/17	12/06/22	2.50%	2.50%	2.50%	97
(7) CD Banc of California (non-negotiable)	NR	250,000.00	250,000.00	250,000.00	-	12/12/17	12/12/22	2.63%	2.63%	2.63%	103
(8) CD Morgan Stanley Bank NA	NR	250,000.00	249,970.00	250,000.00	-	01/11/18	01/11/23	2.65%	2.65%	2.65%	133
(9) Corp Toyota Mtr Credit	A+	1,000,000.00	997,180.00	1,000,000.00	-	01/18/18	01/11/23	2.70%	2.70%	2.71%	133
(10) Corp CP Credit Suisse New York	A-1	1,000,000.00	983,760.00	982,141.39	(17,858.61)	05/17/22	02/10/23	2.47%	2.47%	2.46%	163
(11) CD State Bank of India	NR	250,000.00	250,042.50	250,000.00	-	03/06/18	03/06/23	2.90%	2.90%	2.90%	187
(12) CD EagleBank	NR	250,000.00	248,442.50	250,000.00	-	03/06/20	03/06/23	1.65%	1.65%	1.66%	187
(13) CD Wells Fargo National Bank West	NR	250,000.00	248,570.00	250,000.00	-	03/06/20	03/06/23	1.75%	1.75%	1.76%	187
(14) CD BMW Bank NA	NR	250,000.00	250,002.50	250,000.00	-	03/29/18	03/29/23	2.90%	2.90%	2.90%	210
(15) CD Dollar Bk Fed Svgs Bk	NR	250,000.00	249,970.00	250,000.00	-	04/13/18	04/13/23	2.90%	2.90%	2.90%	225
(16) Agency Federal Home Loan Bank	AA+	1,000,000.00	983,380.00	1,000,000.00	-	05/24/22	11/24/23	2.50%	2.50%	2.54%	450
(17) Muni Arcadia Revenue Bond Pension Txb	AAA	500,000.00	481,875.00	500,000.00	-	11/12/20	12/01/23	0.83%	0.83%	0.86%	457
(18) Muni St of Ca Dept of Water	AAA	1,000,000.00	959,130.00	978,900.00	(21,100.00)	03/11/22	12/01/23	0.26%	1.50%	0.27%	457
(19) CD Citibank NA	NR	250,000.00	251,025.00	250,000.00	-	12/21/18	12/21/23	3.55%	3.55%	3.54%	477
(20) Agency Federal Home Loan Bank	AA+	1,000,000.00	961,780.00	998,040.00	(1,960.00)	12/22/21	12/22/23	0.63%	0.72%	0.65%	478
(21) Corp Apple	AA+	1,000,000.00	991,630.00	1,013,140.00	13,140.00	05/08/19	02/09/24	3.00%	2.69%	3.02%	527
(22) Corp John Deere Capital Corp	A	1,000,000.00	984,100.00	1,023,500.00	23,500.00	09/20/19	03/07/24	2.60%	2.05%	2.64%	554
(23) Corp Mass Mutual Global Funding	AA+	1,070,000.00	1,010,241.60	1,060,241.60	(9,758.40)	12/20/21	04/12/24	0.60%	1.00%	0.63%	590
(24) CD Comenity Bank	NR	250,000.00	248,025.00	250,000.00	-	04/15/19	04/15/24	2.80%	2.79%	2.82%	593
(25) Corp IBM	A-	1,000,000.00	987,690.00	1,012,813.55	12,813.55	06/05/19	05/15/24	3.00%	2.72%	3.04%	623
(26) CD Enterprise Bank	NR	250,000.00	247,017.50	250,000.00	-	05/16/19	05/16/24	2.60%	2.60%	2.63%	624
(27) CD Wells Fargo	NR	250,000.00	247,255.00	250,000.00	-	05/30/19	06/10/24	2.70%	2.70%	2.73%	649
(28) Corp American Honda Finance	A-	1,000,000.00	975,140.00	1,010,000.00	10,000.00	09/20/19	06/27/24	2.40%	2.18%	2.46%	666
(29) Agency Federal Home Loan Bank	AA+	1,000,000.00	941,780.00	1,000,000.00	-	07/12/21	07/12/24	0.52%	0.52%	0.55%	681
(30) Muni Yosemite Community College Txb	AA-	750,000.00	708,277.50	752,317.50	2,317.50	11/04/20	08/01/24	0.80%	0.72%	0.85%	701
(31) CD Merrik Bank	NR	250,000.00	244,250.00	250,000.00	-	08/09/19	08/09/24	2.15%	2.15%	2.20%	709
(32) Agency Federal Home Loan Bank	AA+	1,000,000.00	951,710.00	1,000,000.00	-	02/16/22	08/16/24	1.20%	1.20%	1.26%	716
(33) CD Raymond James Bank NA	NR	250,000.00	243,395.00	250,000.00	-	08/23/19	08/23/24	2.00%	2.00%	2.05%	723
(34) CD Live Oak Banking Company	NR	250,000.00	241,872.50	250,000.00	-	02/28/24	08/28/24	1.70%	1.70%	1.76%	728
(35) Muni Folsom Cordova USD GO Txb1	AA-	820,000.00	807,240.80	891,610.60	71,610.60	11/10/20	10/01/24	3.00%	0.72%	3.05%	762
(36) Corp Bank of New York Mellon	A	1,000,000.00	968,670.00	1,000,000.00	-	10/31/19	10/24/24	2.10%	2.10%	2.17%	785
(37) Corp New York Life Global FDG	AA+	1,000,000.00	934,580.00	1,000,000.00	-	11/03/21	10/29/24	0.90%	0.90%	0.96%	790
(38) Muni Los Angeles Txb1	AA-	250,000.00	234,312.50	250,000.00	-	08/20/20	11/01/24	0.89%	0.89%	0.95%	793
(39) Muni Modesto Wstwr Txb1	AA	1,000,000.00	940,670.00	1,003,320.00	3,320.00	11/10/20	11/01/24	0.84%	0.75%	0.89%	793
(40) Agency Federal Home Loan Bank	AA+	1,000,000.00	941,420.00	1,000,000.00	-	12/02/21	12/02/24	1.05%	1.05%	1.11%	824
(41) CD WebBank	NR	250,000.00	236,587.50	250,000.00	-	12/29/21	12/30/24	1.00%	1.00%	1.06%	852
(42) Muni San Buenaventura Utility	AA	500,000.00	466,220.00	504,010.00	4,010.00	12/17/20	01/01/25	0.90%	0.70%	0.97%	854
(43) Agency Federal Home Loan Bank	AA+	1,000,000.00	942,040.00	996,470.00	(3,530.00)	01/13/22	01/13/25	1.10%	1.22%	1.17%	866
(44) Corp Toyota Mtr Credit	A+	1,066,000.00	1,012,966.50	1,059,284.20	(6,715.80)	02/28/22	02/13/25	1.80%	2.02%	1.89%	897
(45) CD Poppy Bank	NR	250,000.00	235,850.00	250,000.00	-	03/18/20	03/18/25	1.10%	1.10%	1.17%	930
(46) CD Crescent Bk & Tr LA	NR	250,000.00	235,817.50	250,000.00	-	03/20/20	03/20/25	1.10%	1.10%	1.17%	932
(47) CD Adirondack Bank	NR	250,000.00	235,740.00	250,000.00	-	03/25/20	03/25/25	1.10%	1.10%	1.17%	937
(48) CD Border State Bank	NR	250,000.00	235,707.50	250,000.00	-	03/27/20	03/27/25	1.10%	1.10%	1.17%	939
(49) CD Lakeside Bank	NR	250,000.00	237,512.50	250,000.00	-	03/30/20	03/31/25	1.40%	1.40%	1.47%	943

City of Laguna Beach
Investment Portfolio Detail - Unaudited
August 31, 2022

	Investment Type	Rating	Par Value	Fair Value (a)	Purchase Price	Premium (Discount)	Purchase or Dated	Maturity Date	Coupon Rate	Purchase Yield (b)	Current Yield (a)	Days to Maturity
(50)	CD Nicolet National Bank	NR	250,000.00	237,512.50	250,000.00	-	03/31/20	03/31/25	1.40%	1.40%	1.47%	943
(51)	CD Pacific Enterprise Bank	NR	250,000.00	235,970.00	250,000.00	-	03/31/20	03/31/25	1.15%	1.15%	1.22%	943
(52)	CD Discover Bank	NR	250,000.00	238,487.50	250,000.00	-	04/02/20	04/02/25	1.45%	1.45%	1.63%	945
(53)	CD Synchrony Bank	NR	250,000.00	237,672.50	250,000.00	-	04/17/20	04/17/25	1.45%	1.45%	1.52%	960
(54)	CD Pacific Western Bank	NR	250,000.00	236,235.00	250,000.00	-	04/30/20	04/30/25	1.25%	1.25%	1.32%	973
(55)	Muni Huntington Bch Pub	AA	300,000.00	277,632.00	300,000.00	-	08/12/20	05/01/25	0.94%	0.94%	1.02%	974
(56)	Agency Federal Home Loan Mtg Corp	AA+	1,000,000.00	922,390.00	1,000,000.00	-	05/28/20	05/28/25	0.75%	0.75%	0.81%	1,001
(57)	CD Texas Exchange Bank	NR	250,000.00	233,865.00	250,000.00	-	04/30/20	06/13/25	1.00%	1.00%	1.07%	1,017
(58)	Muni San Jose Ca Fin Auth	AA	1,055,000.00	980,284.90	1,063,070.75	8,070.75	10/15/20	06/01/25	1.22%	1.05%	1.31%	1,005
(59)	Corp Precision CastParts Corp	AA-	1,000,000.00	988,380.00	1,111,780.00	111,780.00	06/26/20	06/15/25	3.25%	0.83%	3.29%	1,019
(60)	Corp Guardian Life Global Fund	AA+	1,000,000.00	912,930.00	967,460.00	(32,540.00)	02/28/22	06/23/25	1.10%	2.12%	1.20%	1,027
(61)	Agency Federal Home Loan Bank	AA+	1,000,000.00	929,180.00	1,000,000.00	-	01/18/22	07/18/25	1.20%	1.20%	1.29%	1,052
(62)	Muni Tamalpais Union High School CA	Aaa	500,000.00	455,905.00	500,000.00	-	08/12/20	08/01/25	0.51%	0.51%	0.55%	1,066
(63)	Muni Covina CA Pension Oblig Rev Txbl	AA	505,000.00	463,206.20	505,000.00	-	07/28/21	08/01/25	0.98%	0.98%	1.07%	1,066
(64)	Muni Chino Public Financing Authority	AA	400,000.00	369,256.00	406,048.00	6,048.00	08/12/20	09/01/25	1.45%	1.10%	1.57%	1,097
(65)	Muni La Quinta Redevelopment	AA	1,000,000.00	914,490.00	1,005,030.00	5,030.00	04/14/21	09/01/25	1.17%	1.05%	1.28%	1,097
(66)	Agency Federal Home Loan Mtg Corp	AA+	2,000,000.00	1,812,940.00	1,998,460.00	(1,540.00)	10/29/20	09/30/25	0.52%	0.54%	0.56%	1,126
(67)	Agency Federal Home Loan Bank	AA+	2,000,000.00	1,898,500.00	1,998,500.00	(1,500.00)	10/26/20	10/15/25	0.52%	0.68%	0.57%	1,141
(68)	Agency Federal Farm Credit Bank	AA+	2,000,000.00	1,810,320.00	1,998,500.00	(1,500.00)	10/23/20	10/22/25	0.52%	0.68%	0.59%	1,148
(69)	Supra Intel Bk Recon & Develop	AAA	1,000,000.00	998,000.00	998,870.00	(1,130.00)	10/28/20	10/28/25	0.50%	0.53%	0.54%	1,154
(70)	Agency Federal Home Loan Mtg Corp	AA+	1,000,000.00	905,720.00	1,000,000.00	-	11/12/20	11/12/25	0.60%	0.60%	0.66%	1,169
(71)	Agency Federal Home Loan Mtg Corp	AA+	2,000,000.00	1,809,780.00	2,000,000.00	-	11/25/20	11/25/25	0.60%	0.60%	0.66%	1,182
(72)	Agency Federal Home Loan Mtg Corp	AA+	2,000,000.00	1,811,280.00	2,000,000.00	-	11/25/20	11/25/25	0.63%	0.63%	0.69%	1,182
(73)	Agency Federal Home Loan Mtg Corp	AA+	2,000,000.00	1,812,560.00	2,000,000.00	-	11/26/20	11/26/25	0.65%	0.65%	0.72%	1,183
(74)	Agency Federal Home Loan Mtg Corp	AA+	2,000,000.00	1,810,100.00	2,000,000.00	-	12/01/20	12/01/25	0.62%	0.62%	0.68%	1,188
(75)	Agency Federal Home Loan Mtg Corp	AA+	1,000,000.00	904,050.00	1,000,000.00	-	12/17/20	12/17/25	0.63%	0.63%	0.69%	1,204
(76)	Agency Federal Home Loan Bank	AA+	1,000,000.00	902,510.00	1,000,000.00	-	12/18/20	12/18/25	0.63%	0.63%	0.69%	1,205
(77)	Agency Federal Natl Mtg Assn	AA+	1,000,000.00	903,980.00	1,000,000.00	-	12/18/20	12/18/25	0.63%	0.63%	0.69%	1,205
(78)	Agency Federal Home Loan Mtg Corp	AA+	1,000,000.00	905,490.00	1,000,000.00	-	12/30/20	12/30/25	0.70%	0.70%	0.77%	1,217
(79)	Muni Manhattan Beach - TXBL	AA	150,000.00	136,548.00	150,000.00	-	05/12/21	01/01/26	1.19%	1.19%	1.30%	1,219
(80)	Agency Federal Home Loan Bank	AA+	2,000,000.00	1,800,200.00	2,000,000.00	-	01/22/21	01/22/26	0.63%	0.63%	0.69%	1,240
(81)	Corp JP Morgan Chase Bank	A+	1,000,000.00	879,500.00	1,000,000.00	-	01/22/21	01/22/26	0.70%	0.70%	0.80%	1,240
(82)	Agency Federal Home Loan Bank	AA+	2,000,000.00	1,803,860.00	2,000,000.00	-	01/28/21	01/28/26	0.65%	0.66%	0.72%	1,246
(83)	Agency Federal Home Loan Bank	AA+	2,000,000.00	1,797,640.00	2,000,000.00	-	01/29/21	01/29/26	0.60%	0.60%	0.67%	1,247
(84)	Corp Apple Inc	AA+	800,000.00	722,848.00	798,824.00	(1,176.00)	02/08/21	02/08/26	0.73%	0.70%	0.77%	1,257
(85)	CD JP Morgan Chase Bank	NR	250,000.00	226,680.00	250,000.00	-	02/09/21	02/09/26	0.55%	0.55%	0.61%	1,258
(86)	Supra Intel Bk Recon & Develop	AAA	1,000,000.00	887,880.00	1,000,000.00	-	02/10/21	02/10/26	0.65%	0.65%	0.71%	1,259
(87)	Agency Federal Home Loan Bank	AA+	1,000,000.00	899,310.00	1,000,000.00	-	02/18/21	02/18/26	0.60%	0.60%	0.67%	1,267
(88)	Agency Federal Home Loan Bank	AA+	1,000,000.00	897,830.00	998,650.00	(1,350.00)	02/24/21	02/24/26	0.63%	0.63%	0.70%	1,273
(89)	Agency Federal Home Loan Bank	AA+	2,000,000.00	1,797,260.00	2,000,000.00	-	02/24/21	02/24/26	0.65%	0.65%	0.72%	1,273
(90)	Agency Federal Home Loan Bank	AA+	2,000,000.00	1,803,640.00	2,000,000.00	-	02/24/21	02/24/26	0.75%	0.75%	0.83%	1,273
(91)	Agency Farmer Mac	AA+	1,000,000.00	901,400.00	1,000,000.00	-	02/25/21	02/25/26	0.69%	0.69%	0.76%	1,274
(92)	Agency Federal Home Loan Bank	AA+	2,000,000.00	1,800,320.00	2,000,000.00	-	02/25/21	02/25/26	0.70%	0.70%	0.78%	1,274
(93)	Agency Federal Home Loan Bank	AA+	1,000,000.00	898,500.00	1,000,000.00	-	02/26/21	02/26/26	0.65%	0.65%	0.72%	1,275
(94)	Agency Federal Farm Credit Bank	AA+	1,000,000.00	904,230.00	1,000,000.00	-	03/03/21	03/03/26	0.79%	0.79%	0.87%	1,280
(95)	Agency Federal Farm Credit Bank	AA+	1,000,000.00	904,130.00	1,000,000.00	-	03/09/21	03/09/26	0.80%	0.80%	0.88%	1,286
(96)	Agency Federal Home Loan Bank	AA+	2,000,000.00	1,811,100.00	2,000,000.00	-	03/10/21	03/10/26	0.80%	0.80%	0.88%	1,287
(97)	Corp Bank of America	A-	1,000,000.00	878,540.00	985,200.00	(14,800.00)	04/01/21	03/10/26	1.05%	1.36%	1.19%	1,287
(98)	Agency Federal Home Loan Bank	AA+	2,000,000.00	1,804,280.00	2,000,000.00	-	03/16/21	03/16/26	0.80%	0.80%	0.89%	1,293

City of Laguna Beach
Investment Portfolio Detail - Unaudited
August 31, 2022

	Investment Type	Rating	Par Value	Fair Value (a)	Purchase Price	Premium (Discount)	Purchase or Dated	Maturity Date	Coupon Rate	Purchase Yield (b)	Current Yield (a)	Days to Maturity
(99)	Agency Federal Farm Credit Bank	AA+	1,000,000.00	945,190.00	1,000,000.00	-	03/18/22	03/18/26	2.15%	2.15%	2.27%	1,295
(100)	Agency Federal Home Loan Bank	AA+	2,000,000.00	1,808,240.00	2,000,000.00	-	03/23/21	03/23/26	0.88%	0.88%	0.97%	1,300
(101)	Agency Federal Home Loan Bank	AA+	1,950,000.00	1,776,274.50	1,950,000.00	-	03/23/21	03/23/26	1.00%	1.00%	1.10%	1,300
(102)	Agency Federal Home Loan Bank	AA+	1,420,000.00	1,293,407.00	1,420,000.00	-	04/29/21	04/29/26	1.15%	1.15%	1.26%	1,337
(103)	Agency Farmer Mac	AA+	1,000,000.00	905,570.00	1,000,000.00	-	05/04/21	05/04/26	0.95%	0.95%	1.05%	1,342
(104)	Agency Farmer Mac	AA+	1,000,000.00	902,630.00	1,000,000.00	-	06/10/21	06/10/26	0.93%	0.93%	1.02%	1,379
(105)	Agency Farmer Mac	AA+	1,000,000.00	901,980.00	983,410.00	(16,590.00)	12/27/21	06/29/26	0.94%	1.32%	1.04%	1,398
(106)	Agency Federal Home Loan Bank	AA+	1,000,000.00	904,010.00	1,000,000.00	-	06/30/21	06/30/26	1.05%	1.05%	1.16%	1,399
(107)	Agency Federal Farm Credit Bank	AA+	1,000,000.00	903,250.00	999,250.00	(750.00)	06/30/21	06/30/26	1.00%	1.00%	1.08%	1,399
(108)	Agency Federal Home Loan Bank	AA+	1,000,000.00	927,070.00	1,000,000.00	-	02/07/22	08/07/26	1.38%	1.38%	1.48%	1,437
(109)	Agency Federal Home Loan Bank	AA+	1,000,000.00	902,560.00	1,000,000.00	-	08/30/21	08/24/26	1.10%	1.10%	1.22%	1,454
(110)	Corp 3M Company	A+	1,000,000.00	932,710.00	972,940.00	(27,060.00)	03/31/22	09/19/26	2.25%	2.90%	2.41%	1,480
(111)	Agency Federal Home Loan Bank	AA+	2,000,000.00	1,795,360.00	2,000,000.00	-	09/17/21	09/17/26	1.00%	1.00%	1.11%	1,478
(112)	CD Goldman Sacs	NR	250,000.00	227,435.00	250,000.00	-	09/29/21	09/29/26	1.05%	1.05%	1.15%	1,490
(113)	Agency Federal Home Loan Bank	AA+	2,000,000.00	1,793,880.00	2,000,000.00	-	09/30/21	09/30/26	1.00%	1.00%	1.11%	1,491
(114)	Agency Federal Home Loan Bank	AA+	1,000,000.00	896,940.00	1,000,000.00	-	09/30/21	09/30/26	1.00%	1.00%	1.11%	1,491
(115)	CD Greenstate	NR	250,000.00	227,022.50	250,000.00	-	10/15/21	10/15/26	1.05%	1.05%	1.16%	1,506
(116)	Agency Federal Farm Credit Bank	AA+	1,000,000.00	902,550.00	1,000,000.00	-	10/20/21	10/20/26	1.14%	1.14%	1.26%	1,511
(117)	Agency Federal Home Loan Bank	AA+	1,000,000.00	908,770.00	1,000,000.00	-	11/16/21	11/16/26	1.40%	1.40%	1.54%	1,538
(118)	Agency Federal Farm Credit Bank	AA+	1,000,000.00	907,050.00	1,000,000.00	-	11/23/21	11/23/26	1.43%	1.43%	1.58%	1,545
(119)	Agency Farmer Mac	AA+	1,000,000.00	906,550.00	1,000,000.00	-	11/23/21	11/23/26	1.30%	1.30%	1.43%	1,545
(120)	Agency Federal Home Loan Bank	AA+	1,000,000.00	904,750.00	1,000,000.00	-	11/24/21	11/24/26	1.30%	1.30%	1.44%	1,546
(121)	Agency Federal Home Loan Bank	AA+	1,000,000.00	911,940.00	1,000,000.00	-	11/24/21	11/24/26	1.50%	1.50%	1.64%	1,546
(122)	Agency Federal Farm Credit Bank	AA+	1,000,000.00	917,180.00	1,000,000.00	-	11/30/21	11/30/26	1.54%	1.54%	1.68%	1,552
(123)	Agency Federal Home Loan Bank	AA+	2,000,000.00	1,823,220.00	2,000,000.00	-	12/10/21	12/10/26	1.50%	1.50%	1.64%	1,562
(124)	Agency Federal Farm Credit Bank	AA+	2,000,000.00	1,832,540.00	2,000,000.00	-	12/14/21	12/14/26	1.60%	1.60%	1.75%	1,566
(125)	Agency Federal Home Loan Bank	AA+	1,000,000.00	912,680.00	1,000,000.00	-	12/17/21	12/17/26	1.55%	1.55%	1.70%	1,569
(126)	Agency Federal Home Loan Bank	AA+	1,000,000.00	909,510.00	1,000,000.00	-	01/14/22	01/14/27	1.50%	1.50%	1.65%	1,597
(127)	Agency Federal Home Loan Bank	AA+	1,000,000.00	914,270.00	1,000,000.00	-	01/28/22	01/28/27	1.65%	1.65%	1.80%	1,611
(128)	Agency Federal Home Loan Bank	AA+	500,000.00	458,935.00	500,000.00	-	01/28/22	01/28/27	1.75%	1.75%	1.91%	1,611
(129)	Agency Federal Home Loan Bank	AA+	1,000,000.00	927,290.00	1,000,000.00	-	02/25/22	02/25/27	2.05%	2.05%	2.21%	1,639
(130)	Agency Federal Home Loan Bank Step	AA+	1,000,000.00	968,210.00	1,000,000.00	-	04/28/22	04/28/27	3.00%	3.00%	3.10%	1,701
(131)	Total Marketable Securities		\$ 127,391,456.43	\$ 118,101,422.03	\$ 127,481,168.02	\$ 89,711.59	Averages			1.17%	1.25%	2.9
	Per General Ledger						2 Year Treasury Bill			3.45%		yrs
(132)	Savings, checking and change funds		\$ 2,530,186.16	\$ 2,530,186.16			(a) Provided by US Bank at month end excluding					
(133)	Trustee-held investments		1,039,380.46	1,039,380.46			LAIF and non-negotiable CD.					
(134)	Assessment district and essential employee bonds/loans		Not Available	1,149,186.28			(b) Provided by Bloomberg at the time of purchase.					
(135)	Total				\$ 132,199,920.92							

Attachment 2

August 2022

US Bank Custodial Statement with Transaction Detail

**QUESTIONS?**

If you have any questions regarding your account or this statement, please contact your Administrator.

KATHERINE ARTISHON
EP-MN-WS4E
60 LIVINGSTON AVE.
ST PAUL MN 55107
E-mail katherine.artishon@usbank.com

Portfolio Manager:
TS CIN RC #4 - MANUAL
CN-OH-W6TC

**ACCOUNT NUMBER: **
CITY OF LAGUNA BEACH

This statement is for the period from August 1, 2022 to August 31, 2022



000016031 04 SP 000638302430818 S
CITY OF LAGUNA BEACH
LAURA PARISI
505 FOREST AVENUE
LAGUNA BEACH, CA 92651



TABLE OF CONTENTS

Schedule	Page
Market Value Summary	1
Asset Summary	2
Income Summary	3
Cash Summary	4
Asset Detail	5
Transaction Detail	21
Bond Summary	27

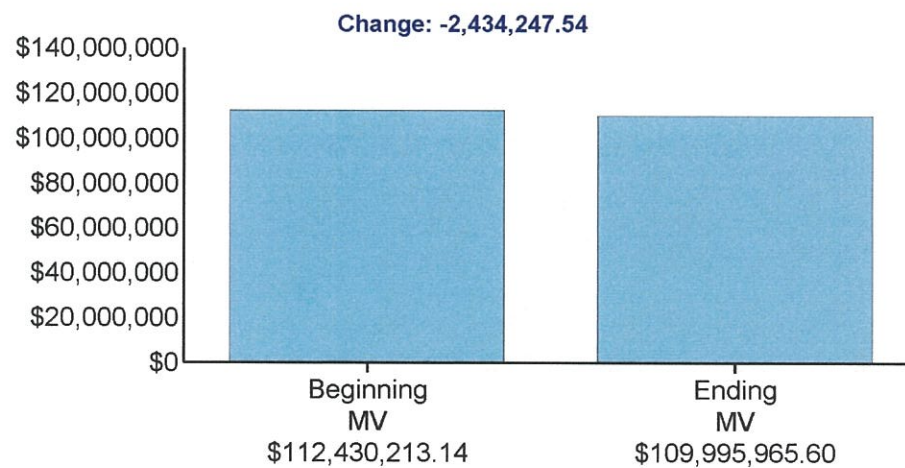


CITY OF LAGUNA BEACH
ACCOUNT NUMBER:

Page 1 of 28
August 1, 2022 to August 31, 2022

MARKET VALUE SUMMARY

	Current Period 08/01/22 to 08/31/22
Beginning Market Value	\$112,430,213.14
Taxable Interest	111,758.90
Cash Disbursements	-111,758.90
Change in Investment Value	-2,434,247.54
Ending Market Value	\$109,995,965.60





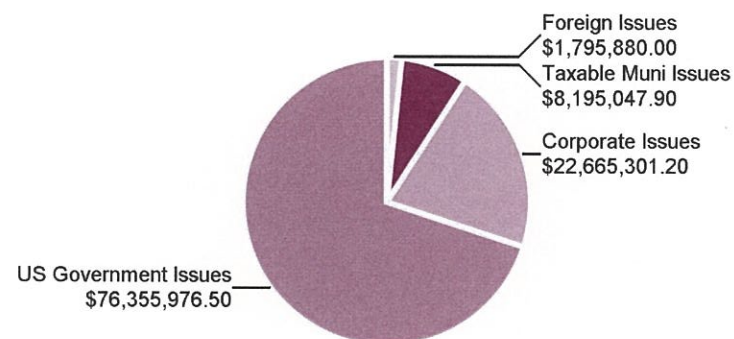
CITY OF LAGUNA BEACH
ACCOUNT NUMBER:

Page 2 of 28
August 1, 2022 to August 31, 2022

ASSET SUMMARY

Assets	Current Period Market Value	% of Total	Estimated Annual Income
Cash & Equivalents	983,760.00	0.90	24,231.94
Taxable Bonds	109,012,205.60	99.10	1,365,257.95
Total Market Value	\$109,995,965.60	100.00	\$1,389,489.89

Fixed Income Summary





CITY OF LAGUNA BEACH
ACCOUNT NUMBER: !

Page 3 of 28
August 1, 2022 to August 31, 2022

INCOME SUMMARY

	Income Received Current Period
Taxable Interest	111,758.90
Total Current Period Income	\$111,758.90



CITY OF LAGUNA BEACH
ACCOUNT NUMBER:

Page 4 of 28
August 1, 2022 to August 31, 2022

CASH SUMMARY

	Cash
Beginning Cash 08/01/2022	\$0.00
Taxable Interest	111,758.90
Cash Disbursements	-111,758.90
Ending Cash 08/31/2022	\$0.00



CITY OF LAGUNA BEACH
ACCOUNT NUMBER:

Page 5 of 28
August 1, 2022 to August 31, 2022

ASSET DETAIL

Security Description

Shares/Face Amt	Price	Market Value	Tax Cost	Unrealized Gain/Loss	Percent of Total Portfolio	Estimated Annual Income	Estimated Current Yield
Cash & Equivalents							
Cash/Money Market							
Credit Suisse Ag C P - 2254EBPA3 02/10/2023							
1,000,000.000	98.3760	983,760.00	982,141.39	1,618.61	0.9	24,231.94	2.46
Total Cash/Money Market		\$983,760.00	\$982,141.39	\$1,618.61	0.9	\$24,231.94	
Total Cash & Equivalents		\$983,760.00	\$982,141.39	\$1,618.61	0.9	\$24,231.94	

Taxable Bonds

US Government Issues

F H L M C M T N - 3134GWUV6 0.520 09/30/2025							
2,000,000.000	90.6470	1,812,940.00	1,998,460.00	-185,520.00	1.6	10,400.00	0.57
F H L M C M T N - 3134GXAP9 0.600 11/12/2025							
1,000,000.000	90.5720	905,720.00	1,000,000.00	-94,280.00	0.8	6,000.00	0.66
F H L M C M T N - 3134GXDM3 0.620 12/01/2025							
2,000,000.000	90.5050	1,810,100.00	2,000,000.00	-189,900.00	1.6	12,400.00	0.68
F H L M C M T N - 3134GXCS1 0.625 11/25/2025							
2,000,000.000	90.5640	1,811,280.00	2,000,000.00	-188,720.00	1.6	12,500.00	0.69
F H L M C M T N - 3134GXFV1 0.625 12/17/2025							
1,000,000.000	90.4050	904,050.00	1,000,000.00	-95,950.00	0.8	6,250.00	0.69

CITY OF LAGUNA BEACH
ACCOUNT NUMBER:Page 6 of 28
August 1, 2022 to August 31, 2022**ASSET DETAIL (continued)****Security Description**

Shares/Face Amt	Price	Market Value	Tax Cost	Unrealized Gain/Loss	Percent of Total Portfolio	Estimated Annual Income	Estimated Current Yield
F H L M C M T N - 3134GXFA7 0.650 11/26/2025							
2,000,000.000	90.6280	1,812,560.00	2,000,000.00	-187,440.00	1.6	13,000.00	0.72
F H L M C M T N - 3134GXHL1 0.700 12/30/2025							
1,000,000.000	90.5490	905,490.00	1,000,000.00	-94,510.00	0.8	7,000.00	0.77
F H L M C M T N - 3134GVVX3 0.750 05/28/2025							
1,000,000.000	92.2390	922,390.00	1,000,000.00	-77,610.00	0.8	7,500.00	0.81
F N M A - 3135GA3Z2 0.600 11/25/2025							
2,000,000.000	90.4890	1,809,780.00	2,000,000.00	-190,220.00	1.6	12,000.00	0.66
F N M A M T N - 3135GA5R8 0.625 12/18/2025							
1,000,000.000	90.3980	903,980.00	1,000,000.00	-96,020.00	0.8	6,250.00	0.69
Federal Agri Mtg Corp M T N - 31422XBN1 0.690 02/25/2026							
1,000,000.000	90.1400	901,400.00	1,000,000.00	-98,600.00	0.8	6,900.00	0.76
Federal Agri Mtg Corp M T N - 31422XHF2 0.925 06/10/2026							
1,000,000.000	90.2630	902,630.00	1,000,000.00	-97,370.00	0.8	9,250.00	1.02
Federal Agri Mtg Corp M T N - 31422XJM5 0.940 06/29/2026							
1,000,000.000	90.1980	901,980.00	983,410.00	-81,430.00	0.8	9,400.00	1.04
Federal Agri Mtg Corp M T N - 31422XFP2 0.950 05/04/2026							
1,000,000.000	90.5570	905,570.00	1,000,000.00	-94,430.00	0.8	9,500.00	1.05
Federal Agri Mtg Corp M T N - 31422XPE6 1.300 11/23/2026							
1,000,000.000	90.6550	906,550.00	1,000,000.00	-93,450.00	0.8	13,000.00	1.43



CITY OF LAGUNA BEACH
ACCOUNT NUMBER:

Page 7 of 28
August 1, 2022 to August 31, 2022

ASSET DETAIL (continued)

Security Description

	Shares/Face Amt	Price	Market Value	Tax Cost	Unrealized Gain/Loss	Percent of Total Portfolio	Estimated Annual Income	Estimated Current Yield
Federal Farm Credit Bks - 3133EMEC2 0.530 10/22/2025	2,000,000.000	90.5160	1,810,320.00	1,998,500.00	-188,180.00	1.6	10,600.00	0.59
Federal Farm Credit Bks - 3133EMSH6 0.790 03/03/2026	1,000,000.000	90.4230	904,230.00	1,000,000.00	-95,770.00	0.8	7,900.00	0.87
Federal Farm Credit Bks - 3133EMSU7 0.800 03/09/2026	1,000,000.000	90.4130	904,130.00	1,000,000.00	-95,870.00	0.8	8,000.00	0.88
Federal Farm Credit Bks - 3133EMP63 0.980 06/30/2026	1,000,000.000	90.3250	903,250.00	999,250.00	-96,000.00	0.8	9,800.00	1.08
Federal Farm Credit Bks - 3133ENBK5 1.140 10/20/2026	1,000,000.000	90.2550	902,550.00	1,000,000.00	-97,450.00	0.8	11,400.00	1.26
Federal Farm Credit Bks - 3133ENEM8 1.430 11/23/2026	1,000,000.000	90.7050	907,050.00	1,000,000.00	-92,950.00	0.8	14,300.00	1.58
Federal Farm Credit Bks - 3133ENFN5 1.540 11/30/2026	1,000,000.000	91.7180	917,180.00	1,000,000.00	-82,820.00	0.8	15,400.00	1.68
Federal Farm Credit Bks - 3133ENHC7 1.600 12/14/2026	2,000,000.000	91.6270	1,832,540.00	2,000,000.00	-167,460.00	1.7	32,000.00	1.75
Federal Farm Credit Bks - 3133ENSD3 2.150 03/18/2026	1,000,000.000	94.5190	945,190.00	1,000,000.00	-54,810.00	0.9	21,500.00	2.27
Federal Home Loan Bks - 3130AMZ88 0.520 07/12/2024	1,000,000.000	94.1780	941,780.00	1,000,000.00	-58,220.00	0.9	5,200.00	0.55

CITY OF LAGUNA BEACH
ACCOUNT NUMBER:Page 8 of 28
August 1, 2022 to August 31, 2022**ASSET DETAIL (continued)****Security Description**

	Shares/Face Amt	Price	Market Value	Tax Cost	Unrealized Gain/Loss	Percent of Total Portfolio	Estimated Annual Income	Estimated Current Yield
Federal Home Loan Bks - 3130AKBX3 0.520 10/15/2025	2,000,000.000	90.4030	1,808,060.00	1,998,500.00	-190,440.00	1.6	10,400.00	0.57
Federal Home Loan Bks - 3130AKPN0 0.600 01/29/2026	2,000,000.000	89.8820	1,797,640.00	2,000,000.00	-202,360.00	1.6	12,000.00	0.67
Federal Home Loan Bks - 3130AL2G8 0.600 02/18/2026	1,000,000.000	89.9310	899,310.00	1,000,000.00	-100,690.00	0.8	6,000.00	0.67
Federal Home Loan Bks - 3130AKQ74 0.625 01/22/2026	2,000,000.000	90.0100	1,800,200.00	2,000,000.00	-199,800.00	1.6	12,500.00	0.69
Federal Home Loan Bks - 3130AL7M0 0.625 02/24/2026	1,000,000.000	89.7830	897,830.00	998,650.00	-100,820.00	0.8	6,250.00	0.70
Federal Home Loan Bks - 3130AKHR0 0.625 12/18/2025	1,000,000.000	90.2510	902,510.00	1,000,000.00	-97,490.00	0.8	6,250.00	0.69
Federal Home Loan Bks - 3130AQF57 0.625 12/22/2023	1,000,000.000	96.1780	961,780.00	998,040.00	-36,260.00	0.9	6,250.00	0.65
Federal Home Loan Bks - 3130AKRN8 0.650 01/28/2026	2,000,000.000	90.1930	1,803,860.00	2,000,000.00	-196,140.00	1.6	13,000.00	0.72
Federal Home Loan Bks - 3130AL5X8 0.650 02/24/2026	2,000,000.000	89.8630	1,797,260.00	2,000,000.00	-202,740.00	1.6	13,000.00	0.72
Federal Home Loan Bks - 3130AKZ25 0.650 02/26/2026	1,000,000.000	89.8500	898,500.00	1,000,000.00	-101,500.00	0.8	6,500.00	0.72



CITY OF LAGUNA BEACH
ACCOUNT NUMBER:

Page 9 of 28
August 1, 2022 to August 31, 2022

ASSET DETAIL (continued)

Security Description

	Shares/Face Amt	Price	Market Value	Tax Cost	Unrealized Gain/Loss	Percent of Total Portfolio	Estimated Annual Income	Estimated Current Yield
Federal Home Loan Bks - 3130ALD76 0.700 02/25/2026	2,000,000.000	90.0160	1,800,320.00	2,000,000.00	-199,680.00	1.6	14,000.00	0.78
Federal Home Loan Bks - 3130ALCV4 0.750 02/24/2026	2,000,000.000	90.1820	1,803,640.00	2,000,000.00	-196,360.00	1.6	15,000.00	0.83
Federal Home Loan Bks - 3130ALFS8 0.800 03/10/2026	2,000,000.000	90.5550	1,811,100.00	2,000,000.00	-188,900.00	1.6	16,000.00	0.88
Federal Home Loan Bks - 3130ALDN1 0.800 03/16/2026	2,000,000.000	90.2140	1,804,280.00	2,000,000.00	-195,720.00	1.6	16,000.00	0.89
Federal Home Loan Bks - 3130ALGC2 0.875 03/23/2026	2,000,000.000	90.4120	1,808,240.00	2,000,000.00	-191,760.00	1.6	17,500.00	0.97
Federal Home Loan Bks - 3130ALGJ7 1.000 03/23/2026	1,950,000.000	91.0910	1,776,274.50	1,950,000.00	-173,725.50	1.6	19,500.00	1.10
Federal Home Loan Bks - 3130ANRR3 1.000 09/17/2026	2,000,000.000	89.7680	1,795,360.00	2,000,000.00	-204,640.00	1.6	20,000.00	1.11
Federal Home Loan Bks - 3130ANYN4 1.000 09/30/2026	2,000,000.000	89.6940	1,793,880.00	2,000,000.00	-206,120.00	1.6	20,000.00	1.11
Federal Home Loan Bks - 3130AP4X0 1.000 09/30/2026	1,000,000.000	89.6940	896,940.00	1,000,000.00	-103,060.00	0.8	10,000.00	1.11
Federal Home Loan Bks - 3130AMSS2 1.050 06/30/2026	1,000,000.000	90.4010	904,010.00	1,000,000.00	-95,990.00	0.8	10,500.00	1.16

CITY OF LAGUNA BEACH
ACCOUNT NUMBER:Page 10 of 28
August 1, 2022 to August 31, 2022**ASSET DETAIL (continued)****Security Description**

	Shares/Face Amt	Price	Market Value	Tax Cost	Unrealized Gain/Loss	Percent of Total Portfolio	Estimated Annual Income	Estimated Current Yield
Federal Home Loan Bks - 3130APVZ5 1.050 12/02/2024	1,000,000.000	94.1420	941,420.00	1,000,000.00	-58,580.00	0.9	10,500.00	1.11
Federal Home Loan Bks - 3130AQGT4 1.100 01/13/2025	1,000,000.000	94.2040	942,040.00	996,470.00	-54,430.00	0.9	11,000.00	1.17
Federal Home Loan Bks - 3130ANNP1 1.100 08/24/2026	1,000,000.000	90.2560	902,560.00	1,000,000.00	-97,440.00	0.8	11,000.00	1.22
Federal Home Loan Bks - 3130ALXJ8 1.150 04/29/2026	1,420,000.000	91.0850	1,293,407.00	1,420,000.00	-126,593.00	1.2	16,330.00	1.26
Federal Home Loan Bks - 3130AQGV9 1.200 07/18/2025	1,000,000.000	92.9180	929,180.00	1,000,000.00	-70,820.00	0.8	12,000.00	1.29
Federal Home Loan Bks - 3130AQQW6 1.200 08/16/2024	1,000,000.000	95.1710	951,710.00	1,000,000.00	-48,290.00	0.9	12,000.00	1.26
Federal Home Loan Bks - 3130APU78 1.300 11/24/2026	1,000,000.000	90.4750	904,750.00	1,000,000.00	-95,250.00	0.8	13,000.00	1.44
Federal Home Loan Bks - 3130AQS79 1.375 08/07/2026 Multi Cpn	1,000,000.000	92.7070	927,070.00	1,000,000.00	-72,930.00	0.8	13,750.00	1.48
Federal Home Loan Bks - 3130APL37 1.400 11/16/2026	1,000,000.000	90.8770	908,770.00	1,000,000.00	-91,230.00	0.8	14,000.00	1.54
Federal Home Loan Bks - 3130AQEW9 1.500 01/14/2027	1,000,000.000	90.9510	909,510.00	1,000,000.00	-90,490.00	0.8	15,000.00	1.65



CITY OF LAGUNA BEACH

ACCOUNT NUMBER:

Page 11 of 28

August 1, 2022 to August 31, 2022

ASSET DETAIL (continued)**Security Description**

	Shares/Face Amt	Price	Market Value	Tax Cost	Unrealized Gain/Loss	Percent of Total Portfolio	Estimated Annual Income	Estimated Current Yield
Federal Home Loan Bks - 3130APQW8 1.500 11/24/2026	1,000,000.000	91.1940	911,940.00	1,000,000.00	-88,060.00	0.8	15,000.00	1.64
Federal Home Loan Bks - 3130APV77 1.500 12/10/2026	2,000,000.000	91.1610	1,823,220.00	2,000,000.00	-176,780.00	1.7	30,000.00	1.64
Federal Home Loan Bks - 3130APXD2 1.550 12/17/2026	1,000,000.000	91.2680	912,680.00	1,000,000.00	-87,320.00	0.8	15,500.00	1.70
Federal Home Loan Bks - 3130AQHC0 1.650 01/28/2027	1,000,000.000	91.4270	914,270.00	1,000,000.00	-85,730.00	0.8	16,500.00	1.80
Federal Home Loan Bks - 3130AQJH7 1.750 01/28/2027	500,000.000	91.7870	458,935.00	500,000.00	-41,065.00	0.4	8,750.00	1.91
Federal Home Loan Bks - 3130AQSM6 2.050 02/25/2027	1,000,000.000	92.7290	927,290.00	1,000,000.00	-72,710.00	0.8	20,500.00	2.21
Federal Home Loan Bks - 3130AS5G0 2.500 11/24/2023	1,000,000.000	98.3380	983,380.00	1,000,000.00	-16,620.00	0.9	25,000.00	2.54
Federal Home Loan Bks - 3130ARPG0 3.000 04/28/2027 Multi Cpn	1,000,000.000	96.8210	968,210.00	1,000,000.00	-31,790.00	0.9	30,000.00	3.10
Total US Government Issues			\$76,355,976.50	\$83,841,280.00	-\$7,485,303.50	69.4	\$817,930.00	

Corporate Issues

Adirondack Bank Na Ny C D - 00687QAT9 1.100 03/25/2025	250,000.000	94.2960	235,740.00	250,000.00	-14,260.00	0.2	2,750.00	1.17
---	-------------	---------	------------	------------	------------	-----	----------	------



CITY OF LAGUNA BEACH
ACCOUNT NUMBER:

Page 12 of 28
August 1, 2022 to August 31, 2022

ASSET DETAIL (continued)

Security Description

	Shares/Face Amt	Price	Market Value	Tax Cost	Unrealized Gain/Loss	Percent of Total Portfolio	Estimated Annual Income	Estimated Current Yield
American Honda Finance - 02665WCZ2 Medium Term Note 2.400 06/27/2024	1,000,000.000	97.5140	975,140.00	1,010,000.00	-34,860.00	0.9	24,000.00	2.46
Amex Centurion Bk - 02587D2Q0 C D 2.500 12/05/2022	250,000.000	99.9620	249,905.00	250,000.00	-95.00	0.2	6,250.00	2.50
Apple Inc - 037833EB2 0.700 02/08/2026	800,000.000	90.3560	722,848.00	798,824.00	-75,976.00	0.7	5,600.00	0.77
Apple Inc - 037833DL1 1.700 09/11/2022	1,000,000.000	99.9750	999,750.00	978,930.00	20,820.00	0.9	17,000.00	1.70
Apple Inc - 037833CG3 3.000 02/09/2024	1,000,000.000	99.1630	991,630.00	1,013,140.00	-21,510.00	0.9	30,000.00	3.02
Bank Of Ny Mellon Corp - 06406RAL1 Medium Term Note 2.100 10/24/2024	1,000,000.000	96.8670	968,670.00	1,000,000.00	-31,330.00	0.9	21,000.00	2.17
Bk Of America Corp - 06048WL65 Medium Term Note 1.050 03/10/2026	1,000,000.000	87.8540	878,540.00	985,200.00	-106,660.00	0.8	10,500.00	1.19
Bmw Bank North America - 05580AMB7 C D 2.900 03/29/2023	250,000.000	100.0010	250,002.50	250,000.00	2.50	0.2	7,250.00	2.90
Border ST Bk Greenbush Minn CD - 099703GF1 C D 1.100 03/27/2025	250,000.000	94.2830	235,707.50	250,000.00	-14,292.50	0.2	2,750.00	1.17



CITY OF LAGUNA BEACH

ACCOUNT NUMBER: '

Page 13 of 28

August 1, 2022 to August 31, 2022

ASSET DETAIL (continued)**Security Description**

	Shares/Face Amt	Price	Market Value	Tax Cost	Unrealized Gain/Loss	Percent of Total Portfolio	Estimated Annual Income	Estimated Current Yield
Capital One Bank USA - 1404206T2 C D 2.500 12/06/2022	250,000.000	99.9880	249,970.00	250,000.00	-30.00	0.2	6,250.00	2.50
Citibank Natl Assn Sioux Falls S D - 17312QX87 C D 3.550 12/21/2023	250,000.000	100.4100	251,025.00	250,000.00	1,025.00	0.2	8,875.00	3.54
Comenity Capital Bank - 20033AU38 C D 2.800 04/15/2024	250,000.000	99.2100	248,025.00	250,000.00	-1,975.00	0.2	7,000.00	2.82
Crescent Bank Trust - 225645DN7 C D 1.100 03/20/2025	250,000.000	94.3270	235,817.50	250,000.00	-14,182.50	0.2	2,750.00	1.17
Discover Bk - 254673A22 C D 1.550 04/02/2025	250,000.000	95.3950	238,487.50	250,000.00	-11,512.50	0.2	3,875.00	1.63
Dollar Bk Fed Svgs Bk - 25665QAX3 C D 2.900 04/13/2023	250,000.000	99.9880	249,970.00	250,000.00	-30.00	0.2	7,250.00	2.90
Eaglebank - 27002YEV4 C D 1.650 03/06/2023	250,000.000	99.3770	248,442.50	250,000.00	-1,557.50	0.2	4,125.00	1.66
Enterprise Bank Pa - 29367RKT2 C D 2.600 05/16/2024	250,000.000	98.8070	247,017.50	250,000.00	-2,982.50	0.2	6,500.00	2.63



CITY OF LAGUNA BEACH
ACCOUNT NUMBER: 6

Page 14 of 28
August 1, 2022 to August 31, 2022

ASSET DETAIL (continued)

Security Description	Shares/Face Amt	Price	Market Value	Tax Cost	Unrealized Gain/Loss	Percent of Total Portfolio	Estimated Annual Income	Estimated Current Yield
Goldman Sachs Bk USA New York - 38149MA94 C D 1.050 09/29/2026	250,000.000	90.9740	227,435.00	250,000.00	-22,565.00	0.2	2,625.00	1.15
Greenstate Cr Un North Liberty - 39573LBZ0 C D 1.050 10/15/2026	250,000.000	90.8090	227,022.50	250,000.00	-22,977.50	0.2	2,625.00	1.16
Guardian Life Glob Fund - 40139LAG8 Ser 144A Medium Term Note 1.100 06/23/2025	1,000,000.000	91.2930	912,930.00	967,460.00	-54,530.00	0.8	11,000.00	1.20
IBM Corp - 459200JY8 3.000 05/15/2024	1,000,000.000	98.7690	987,690.00	1,012,813.55	-25,123.55	0.9	30,000.00	3.04
John Deere Capital Corp - 24422EUX5 Medium Term Note 2.600 03/07/2024	1,000,000.000	98.4100	984,100.00	1,023,500.00	-39,400.00	0.9	26,000.00	2.64
Jpmorgan Chase Bk N A - 46632FRU1 Medium Term Note 0.700 01/22/2026	1,000,000.000	87.9500	879,500.00	1,000,000.00	-120,500.00	0.8	7,000.00	0.80
Jpmorgan Chase Bk Na Columbus Ohio - 48128UYQ6 C D 0.550 02/09/2026	250,000.000	90.6720	226,680.00	250,000.00	-23,320.00	0.2	1,375.00	0.61
Lakeside Bk Chicago III - 51210SSD0 C D 1.400 03/31/2025	250,000.000	95.0050	237,512.50	250,000.00	-12,487.50	0.2	3,500.00	1.47

CITY OF LAGUNA BEACH
ACCOUNT NUMBER:Page 15 of 28
August 1, 2022 to August 31, 2022**ASSET DETAIL (continued)****Security Description**

Shares/Face Amt	Price	Market Value	Tax Cost	Unrealized Gain/Loss	Percent of Total Portfolio	Estimated Annual Income	Estimated Current Yield
Live Oak Bkg Co Wilmington N C - 538036JU9 C D 1.700 08/28/2024							
250,000.000	96.7490	241,872.50	250,000.00	-8,127.50	0.2	4,250.00	1.76
Massmutual Gbl Fdg II Mtn - 57629WDB3 Ser 144A Medium Term Note 0.600 04/12/2024							
1,070,000.000	94.4810	1,010,946.70	1,060,241.60	-49,294.90	0.9	6,420.00	0.63
Merrick Bk South Jordan Ut - 59013KBZ8 C D 2.150 08/09/2024							
250,000.000	97.7000	244,250.00	250,000.00	-5,750.00	0.2	5,375.00	2.20
Morgan Stanley Bank Na - 61747MF63 C D 2.650 01/11/2023							
250,000.000	99.9880	249,970.00	250,000.00	-30.00	0.2	6,625.00	2.65
Mountain Amer Fed Cr Un West - 62384RAD8 C D 2.400 11/30/2022							
250,000.000	99.9730	249,932.50	250,000.00	-67.50	0.2	6,000.00	2.40
New York Life Global Fdg - 64952WEJ8 Medium Term Note Ser 144A 0.900 10/29/2024							
1,000,000.000	93.4580	934,580.00	1,000,000.00	-65,420.00	0.8	9,000.00	0.96
Nicolet Natl Bank Green Baywi - 654062JZ2 C D 1.400 03/31/2025							
250,000.000	95.0050	237,512.50	250,000.00	-12,487.50	0.2	3,500.00	1.47
Pacific Enterprise Bk Ca - 694231AC5 C D 1.150 03/31/2025							
250,000.000	94.3880	235,970.00	250,000.00	-14,030.00	0.2	2,875.00	1.22

CITY OF LAGUNA BEACH
ACCOUNT NUMBER:Page 16 of 28
August 1, 2022 to August 31, 2022**ASSET DETAIL (continued)****Security Description**

	Shares/Face Amt	Price	Market Value	Tax Cost	Unrealized Gain/Loss	Percent of Total Portfolio	Estimated Annual Income	Estimated Current Yield
Pacific Westn Bk Beverly Hills Calif - 69506YRL5 C D 1.250 04/30/2025	250,000.000	94.4940	236,235.00	250,000.00	-13,765.00	0.2	3,125.00	1.32
Poppy Bk Santa Rosa Calif - 73319FAF6 C D 1.100 03/18/2025	250,000.000	94.3400	235,850.00	250,000.00	-14,150.00	0.2	2,750.00	1.17
Precision Castparts Corp - 740189AM7 3.250 06/15/2025	1,000,000.000	98.8380	988,380.00	1,111,780.00	-123,400.00	0.9	32,500.00	3.29
Raymond James Bk Natl Assn ST - 75472RAE1 C D 2.000 08/23/2024	250,000.000	97.3580	243,395.00	250,000.00	-6,605.00	0.2	5,000.00	2.05
State Bk India New York Ny - 856285JQ5 C D 2.900 03/06/2023	250,000.000	100.0170	250,042.50	250,000.00	42.50	0.2	7,250.00	2.90
Synchrony Bk Retail - 87165FZD9 C D 1.450 04/17/2025	250,000.000	95.0690	237,672.50	250,000.00	-12,327.50	0.2	3,625.00	1.52
Texas Exchange Bk Crowley - 88241THJ2 C D 1.000 06/13/2025	250,000.000	93.5460	233,865.00	250,000.00	-16,135.00	0.2	2,500.00	1.07
Toyota Motor Credit Corp - 89236TGT6 Medium Term Note 1.800 02/13/2025	1,066,000.000	95.0250	1,012,966.50	1,059,284.20	-46,317.70	0.9	19,188.00	1.89



CITY OF LAGUNA BEACH
ACCOUNT NUMBER:

Page 17 of 28
August 1, 2022 to August 31, 2022

ASSET DETAIL (continued)

Security Description

	Shares/Face Amt	Price	Market Value	Tax Cost	Unrealized Gain/Loss	Percent of Total Portfolio	Estimated Annual Income	Estimated Current Yield
Toyota Motor Credit Corp - 89236TEL5 Medium Term Note 2.700 01/11/2023	1,000,000.000	99.7180	997,180.00	1,000,000.00	-2,820.00	0.9	27,000.00	2.71
Webbank Salt Lake City Utah - 947547NT8 • C D 1.000 12/30/2024	250,000.000	94.6350	236,587.50	250,000.00	-13,412.50	0.2	2,500.00	1.06
Wells Fargo Bk N A Sioux Falls - 949763D60 C D 2.700 06/10/2024	250,000.000	98.9020	247,255.00	250,000.00	-2,745.00	0.2	6,750.00	2.73
Wells Fargo Natl Bk West - 949495BF1 C D 1.750 03/06/2023	250,000.000	99.4280	248,570.00	250,000.00	-1,430.00	0.2	4,375.00	1.76
3M Company - 88579YAV3 Medium Term Note 2.250 09/19/2026	1,000,000.000	93.2710	932,710.00	972,940.00	-40,230.00	0.8	22,500.00	2.41
Total Corporate Issues			\$22,665,301.20	\$23,744,113.35	-\$1,078,812.15	20.6	\$440,958.00	
Foreign Issues								
International Bank M T N - 459058JL8 0.500 10/28/2025	1,000,000.000	90.8000	908,000.00	998,870.00	-90,870.00	0.8	5,000.00	0.55
International Bank M T N - 459058JS3 0.650 02/10/2026	1,000,000.000	88.7880	887,880.00	1,000,000.00	-112,120.00	0.8	6,500.00	0.73
Total Foreign Issues			\$1,795,880.00	\$1,998,870.00	-\$202,990.00	1.6	\$11,500.00	

CITY OF LAGUNA BEACH
ACCOUNT NUMBER: (Page 18 of 28
August 1, 2022 to August 31, 2022**ASSET DETAIL (continued)****Security Description**

Shares/Face Amt	Price	Market Value	Tax Cost	Unrealized Gain/Loss	Percent of Total Portfolio	Estimated Annual Income	Estimated Current Yield
Taxable Municipal Issues							
Arcadia Calif Pension Oblig Taxable - 039063AC6 Bds 2020 Ca 0.833 12/01/2023 Taxable							
500,000.000	96.3750	481,875.00	500,000.00	-18,125.00	0.4	4,165.00	0.86
California ST Dept Wtr Res Cent Vy - 13067WST0 Proj Rev Taxable Sys Bds Be 0.255 12/01/2023 Taxable							
1,000,000.000	95.9130	959,130.00	978,900.00	-19,770.00	0.9	2,550.00	0.27
Chino Ca Pub Fing Auth Rev Loc Agy - 169548FL3 Ref Bds 2021 A 1.453 09/01/2025 Taxable							
400,000.000	92.3140	369,256.00	406,048.00	-36,792.00	0.3	5,812.00	1.57
Covina Ca Pension Oblig Taxable - 223047AD3 Bds 0.979 08/01/2025 Taxable							
505,000.000	91.7240	463,206.20	505,000.00	-41,793.80	0.4	4,943.95	1.07
Folsom Cordova Ca Uni Sch Dist - 34440PCM1 Taxable Go Ref Bds 2020 B 3.000 10/01/2024 Taxable							
820,000.000	98.4440	807,240.80	891,610.60	-84,369.80	0.7	24,600.00	3.05
Huntington Beach Calif Pub Fing Auth - 446216HJ5 Rev Taxable Lease Ref Bds 2020 B Ca 0.943 05/01/2025 Taxable							
300,000.000	92.5440	277,632.00	300,000.00	-22,368.00	0.3	2,829.00	1.02
La Quinta Calif Redev Agy Successor - 50420BDE9 Agy Tax Alloc Ref Taxable Bds Ca 1.168 09/01/2025 Taxable							
1,000,000.000	91.4490	914,490.00	1,005,030.00	-90,540.00	0.8	11,680.00	1.28
Los Angeles Calif Mun Impt Corp - 544587Y44 Lease Rev Taxable Ref Bds 2020 C Ca 0.890 11/01/2024 Taxable							
250,000.000	93.7250	234,312.50	250,000.00	-15,687.50	0.2	2,225.00	0.95

CITY OF LAGUNA BEACH
ACCOUNT NUMBERPage 19 of 28
August 1, 2022 to August 31, 2022

ASSET DETAIL (continued)

Security Description

Shares/Face Amt	Price	Market Value	Tax Cost	Unrealized Gain/Loss	Percent of Total Portfolio	Estimated Annual Income	Estimated Current Yield
Manhattan Beach Ca Pension Oblig - 562784AF5 Taxable Bds 1.186 01/01/2026 Taxable							
150,000.000	91.0320	136,548.00	150,000.00	-13,452.00	0.1	1,779.00	1.30
Modesto Ca Wastewater Rev Taxable - 607802BZ7 Ref Bds 2020A 0.835 11/01/2024 Taxable							
1,000,000.000	94.0670	940,670.00	1,003,320.00	-62,650.00	0.9	8,350.00	0.89
San Buenaventura Ca Wastewater - 797053AZ8 Rev Taxable Ref Bds 2020 0.902 01/01/2025 Taxable							
500,000.000	93.2440	466,220.00	504,010.00	-37,790.00	0.4	4,510.00	0.97
San Jose Ca Fing Auth Leaserev - 798153NX6 Taxable Bds 2020 B 1.220 06/01/2025 Taxable							
1,055,000.000	92.9180	980,284.90	1,063,070.75	-82,785.85	0.9	12,871.00	1.31
Tamalpais Calif Un High Sch Dist - 874857KU8 Taxable Go Ref Bds 2021 Ca 0.505 08/01/2025 Taxable							
500,000.000	91.1810	455,905.00	500,000.00	-44,095.00	0.4	2,525.00	0.55
Yosemite Ca Cmnty College Dist - 987388GL3 Taxable Go Ref Bds 2020B 0.804 08/01/2024 Taxable							
750,000.000	94.4370	708,277.50	752,317.50	-44,040.00	0.6	6,030.00	0.85
Total Taxable Municipal Issues		\$8,195,047.90	\$8,809,306.85	-\$614,258.95	7.5	\$94,869.95	
Total Taxable Bonds		\$109,012,205.60	\$118,393,570.20	-\$9,381,364.60	99.1	\$1,365,257.95	
Total Assets		\$109,995,965.60	\$119,375,711.59	-\$9,379,745.99	100.0	\$1,389,489.89	

Estimated Current Yield

1.26



CITY OF LAGUNA BEACH
ACCOUNT NUMBER:

Page 20 of 28
August 1, 2022 to August 31, 2022

ASSET DETAIL MESSAGES

Time of trade execution and trading party (if not disclosed) will be provided upon request.

Publicly traded assets are valued in accordance with market quotations or valuation methodologies from financial industry services believed by us to be reliable. Assets that are not publicly traded may be reflected at values from other external sources. Assets for which a current value is not available may be reflected at a previous value or as not valued, at par value, or at a nominal value. Values shown do not necessarily reflect prices at which assets could be bought or sold. Values are updated based on internal policy and may be updated less frequently than statement generation.

Estimated Current Yield and Estimated Annual Income are estimates provided for informational purposes only and should not be relied on for making investment, trading, or tax decisions. The estimates may not represent the actual value earned by your investments and they provide no guarantee of what your investments may earn in the future.



CITY OF LAGUNA BEACH
ACCOUNT NUMBER: C

Page 21 of 28
August 1, 2022 to August 31, 2022

TRANSACTION DETAIL

Date Posted	Activity	Description	Cash	Tax Cost
Beginning Balance 08/01/2022			\$0.00	\$119,375,711.59
08/01/22	Cash Disbursement	Cash Disbursement Paid To City Of Laguna Beach ACH Transfer To Checking	-8,162.50	
08/01/22	Asset Income	Interest Earned On Lakeside Bk C D 1.400% 3/31/25 0.001151 USD/\$1 Pv On 250,000 Par Value Due 7/30/22	287.67	
08/01/22	Asset Income	Interest Earned On Nicolet Natl C D 1.400% 3/31/25 0.001189 USD/\$1 Pv On 250,000 Par Value Due 7/30/22	297.26	
08/01/22	Asset Income	Interest Earned On Pacific C D 1.150% 3/31/25 0.000977 USD/\$1 Pv On 250,000 Par Value Due 7/30/22	244.18	
08/01/22	Asset Income	Interest Earned On Covina Ca Pension 0.979% 8/01/25 0.004895 USD/\$1 Pv On 505,000 Par Value Due 8/1/22	2,471.98	
08/01/22	Asset Income	Interest Earned On Greenstate Cr C D 1.050% 10/15/26 0.000892 USD/\$1 Pv On 250,000 Par Value Due 8/1/22	222.95	
08/01/22	Asset Income	Interest Earned On Live Oak Bkg Co C D 1.700% 8/28/24 0.001444 USD/\$1 Pv On 250,000 Par Value Due 8/1/22	360.96	
08/01/22	Asset Income	Interest Earned On Tamalpais Ca 0.505% 8/01/25 0.002525 USD/\$1 Pv On 500,000 Par Value Due 8/1/22	1,262.50	
08/01/22	Asset Income	Interest Earned On Yosemite Ca 0.804% 8/01/24 0.00402 USD/\$1 Pv On 750,000 Par Value Due 8/1/22	3,015.00	
08/02/22	Cash Disbursement	Cash Disbursement Paid To City Of Laguna Beach ACH Transfer To Checking	-212.33	
08/02/22	Asset Income	Interest Earned On Texas Exchange C D 1.000% 6/13/25 0.000849 USD/\$1 Pv On 250,000 Par Value Due 8/2/22	212.33	



CITY OF LAGUNA BEACH

ACCOUNT NUMBER:

Page 22 of 28

August 1, 2022 to August 31, 2022

TRANSACTION DETAIL (continued)

Date Posted	Activity	Description	Cash	Tax Cost
08/08/22	Cash Disbursement	Cash Disbursement Paid To City Of Laguna Beach ACH Transfer To Checking	-10,396.92	
08/08/22	Asset Income	Interest Earned On Eaglebank C D 1.650% 3/06/23 0.001401 USD/\$1 Pv On 250,000 Par Value Due 8/6/22	350.34	
08/08/22	Asset Income	Interest Earned On Wells Fargo Natl C D 1.750% 3/06/23 0.001486 USD/\$1 Pv On 250,000 Par Value Due 8/6/22	371.58	
08/08/22	Asset Income	Interest Earned On F H L B Deb 1.375% 8/07/26 0.006875 USD/\$1 Pv On 1,000,000 Par Value Due 8/7/22	6,875.00	
08/08/22	Asset Income	Interest Earned On Apple Inc 0.700% 2/08/26 0.0035 USD/\$1 Pv On 800,000 Par Value Due 8/8/22	2,800.00	
08/09/22	Cash Disbursement	Cash Disbursement Paid To City Of Laguna Beach ACH Transfer To Checking	-16,138.36	
08/09/22	Asset Income	Interest Earned On Apple Inc 3.000% 2/09/24 0.015 USD/\$1 Pv On 1,000,000 Par Value Due 8/9/22	15,000.00	
08/09/22	Asset Income	Interest Earned On Jpmorgan Chase C D 0.550% 2/09/26 0.002727 USD/\$1 Pv On 250,000 Par Value Due 8/9/22	681.85	
08/09/22	Asset Income	Interest Earned On Merrick Bk C D 2.150% 8/09/24 0.001826 USD/\$1 Pv On 250,000 Par Value Due 8/9/22	456.51	
08/10/22	Asset Income	Interest Earned On Intl Bk M T N 0.650% 2/10/26 0.00325 USD/\$1 Pv On 1,000,000 Par Value Due 8/10/22	3,250.00	
08/10/22	Cash Disbursement	Cash Disbursement Paid To City Of Laguna Beach ACH Transfer To Checking	-6,323.29	



CITY OF LAGUNA BEACH
ACCOUNT NUMBER:

Page 23 of 28
August 1, 2022 to August 31, 2022

TRANSACTION DETAIL (continued)

Date Posted	Activity	Description	Cash	Tax Cost
08/10/22	Asset Income	Interest Earned On F H L B Deb 1.500% 12/10/26 0.00125 USD/\$1 Pv On 2,000,000 Par Value Due 8/10/22	2,500.00	
08/10/22	Asset Income	Interest Earned On Wells Fargo Bk C D 2.700% 6/10/24 0.002293 USD/\$1 Pv On 250,000 Par Value Due 8/10/22	573.29	
08/15/22	Cash Disbursement	Cash Disbursement Paid To City Of Laguna Beach ACH Transfer To Checking	-10,698.11	
08/15/22	Asset Income	Interest Earned On Comenity Capital C D 2.800% 4/15/24 0.002378 USD/\$1 Pv On 250,000 Par Value Due 8/15/22	594.52	
08/15/22	Asset Income	Interest Earned On Mountain Amer C D 2.400% 11/30/22 0.002038 USD/\$1 Pv On 250,000 Par Value Due 8/15/22	509.59	
08/15/22	Asset Income	Interest Earned On Toyota Motor Mtn 1.800% 2/13/25 0.009 USD/\$1 Pv On 1,066,000 Par Value Due 8/15/22	9,594.00	
08/16/22	Cash Disbursement	Cash Disbursement Paid To City Of Laguna Beach ACH Transfer To Checking	-6,000.00	
08/16/22	Asset Income	Interest Earned On F H L B Deb 1.200% 8/16/24 0.006 USD/\$1 Pv On 1,000,000 Par Value Due 8/16/22	6,000.00	
08/18/22	Asset Income	Interest Earned On F H L B Deb 0.600% 2/18/26 0.003 USD/\$1 Pv On 1,000,000 Par Value Due 8/18/22	3,000.00	
08/18/22	Cash Disbursement	Cash Disbursement Paid To City Of Laguna Beach ACH Transfer To Checking	-233.56	
08/18/22	Asset Income	Interest Earned On Poppy Bk Santa C D 1.100% 3/18/25 0.000934 USD/\$1 Pv On 250,000 Par Value Due 8/18/22	233.56	

CITY OF LAGUNA BEACH
ACCOUNT NUMBER:Page 24 of 28
August 1, 2022 to August 31, 2022**TRANSACTION DETAIL (continued)**

Date Posted	Activity	Description	Cash	Tax Cost
08/19/22	Cash Disbursement	Cash Disbursement Paid To City Of Laguna Beach ACH Transfer To Checking	-3,000.00	
08/22/22	Cash Disbursement	Cash Disbursement Paid To City Of Laguna Beach ACH Transfer To Checking	-233.56	
08/22/22	Asset Income	Interest Earned On Crescent Bank C D 1.100% 3/20/25 0.000934 USD/\$1 Pv On 250,000 Par Value Due 8/20/22	233.56	
08/23/22	Cash Disbursement	Cash Disbursement Paid To City Of Laguna Beach ACH Transfer To Checking	-2,479.45	
08/23/22	Asset Income	Interest Earned On Raymond James C D 2.000% 8/23/24 0.009918 USD/\$1 Pv On 250,000 Par Value Due 8/23/22	2,479.45	
08/24/22	Asset Income	Interest Earned On F H L B Deb 0.625% 2/24/26 0.003125 USD/\$1 Pv On 1,000,000 Par Value Due 8/24/22	3,125.00	
08/24/22	Cash Disbursement	Cash Disbursement Paid To City Of Laguna Beach ACH Transfer To Checking	-22,625.00	
08/24/22	Asset Income	Interest Earned On F H L B Deb 0.650% 2/24/26 0.00325 USD/\$1 Pv On 2,000,000 Par Value Due 8/24/22	6,500.00	
08/24/22	Asset Income	Interest Earned On F H L B Deb 0.750% 2/24/26 0.00375 USD/\$1 Pv On 2,000,000 Par Value Due 8/24/22	7,500.00	
08/24/22	Asset Income	Interest Earned On F H L B Deb 1.100% 8/24/26 0.0055 USD/\$1 Pv On 1,000,000 Par Value Due 8/24/22	5,500.00	
08/25/22	Cash Disbursement	Cash Disbursement Paid To City Of Laguna Beach ACH Transfer To Checking	-20,933.56	



CITY OF LAGUNA BEACH
ACCOUNT NUMBER:

Page 25 of 28
August 1, 2022 to August 31, 2022

TRANSACTION DETAIL (continued)

Date Posted	Activity	Description	Cash	Tax Cost
08/25/22	Asset Income	Interest Earned On Adirondack Bank C D 1.100% 3/25/25 0.000934 USD/\$1 Pv On 250,000 Par Value Due 8/25/22	233.56	
08/25/22	Asset Income	Interest Earned On F A M C M T N 0.690% 2/25/26 0.00345 USD/\$1 Pv On 1,000,000 Par Value Due 8/25/22	3,450.00	
08/25/22	Asset Income	Interest Earned On F H L B Deb 0.700% 2/25/26 0.0035 USD/\$1 Pv On 2,000,000 Par Value Due 8/25/22	7,000.00	
08/25/22	Asset Income	Interest Earned On F H L B Deb 2.050% 2/25/27 0.01025 USD/\$1 Pv On 1,000,000 Par Value Due 8/25/22	10,250.00	
08/26/22	Cash Disbursement	Cash Disbursement Paid To City Of Laguna Beach ACH Transfer To Checking	-3,250.00	
08/26/22	Asset Income	Interest Earned On F H L B Deb 0.650% 2/26/26 0.00325 USD/\$1 Pv On 1,000,000 Par Value Due 8/26/22	3,250.00	
08/29/22	Cash Disbursement	Cash Disbursement Paid To City Of Laguna Beach ACH Transfer To Checking	-233.56	
08/29/22	Asset Income	Interest Earned On Border ST Bk C D 1.100% 3/27/25 0.000934 USD/\$1 Pv On 250,000 Par Value Due 8/27/22	233.56	
08/30/22	Cash Disbursement	Cash Disbursement Paid To City Of Laguna Beach ACH Transfer To Checking	-297.26	
08/30/22	Asset Income	Interest Earned On Lakeside Bk C D 1.400% 3/31/25 0.001189 USD/\$1 Pv On 250,000 Par Value Due 8/30/22	297.26	
08/31/22	Cash Disbursement	Cash Disbursement Paid To City Of Laguna Beach ACH Transfer To Checking	-541.44	

CITY OF LAGUNA BEACH
ACCOUNT NUMBER:Page 26 of 28
August 1, 2022 to August 31, 2022**TRANSACTION DETAIL (continued)**

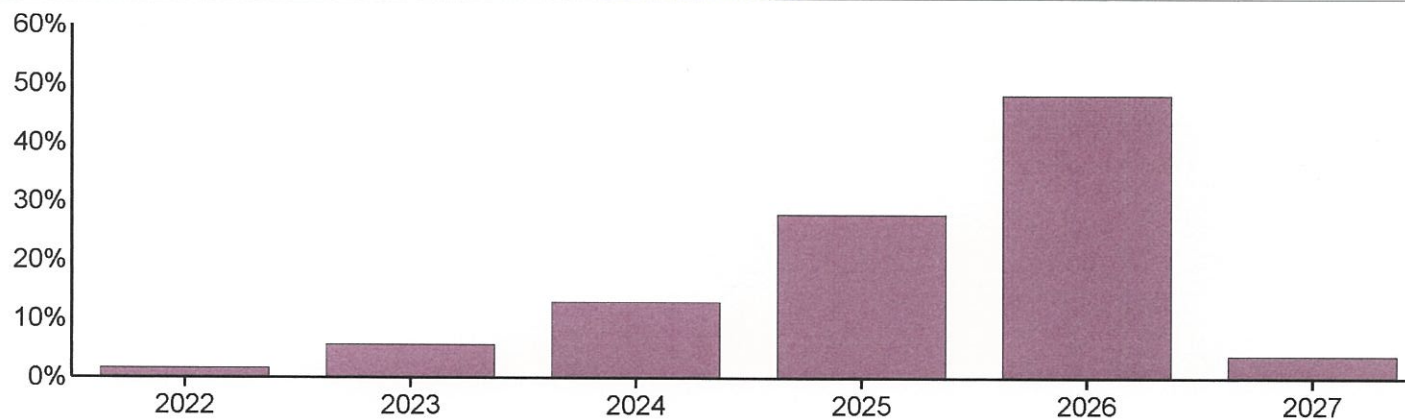
Date Posted	Activity	Description	Cash	Tax Cost
08/31/22	Asset Income	Interest Earned On Nicolet Natl C D 1.400% 3/31/25 0.001189 USD/\$1 Pv On 250,000 Par Value Due 8/31/22	297.26	
08/31/22	Asset Income	Interest Earned On Pacific C D 1.150% 3/31/25 0.000977 USD/\$1 Pv On 250,000 Par Value Due 8/31/22	244.18	
Ending Balance 08/31/2022			\$0.00	\$119,375,711.59



CITY OF LAGUNA BEACH
ACCOUNT NUMBER: 1

Page 27 of 28
August 1, 2022 to August 31, 2022

BOND SUMMARY



	Par Value	Market Value	Percentage of Category
MATURITY			
2022	1,750,000.00	1,749,557.50	1.61
2023	6,250,000.00	6,131,367.50	5.63
2024	14,640,000.00	14,086,570.00	12.92
2025	33,076,000.00	30,340,040.60	27.83
2026	58,070,000.00	52,526,455.00	48.18
2027	4,500,000.00	4,178,215.00	3.83
Total of Category	\$118,286,000.00	\$109,012,205.60	100.00

MOODY'S RATING

Aaa	81,220,000.00	74,158,525.00	68.03
Aa1	1,000,000.00	959,130.00	0.88
Aa2	4,570,000.00	4,296,328.30	3.94
Aa3	2,125,000.00	1,991,231.60	1.83
A1	4,066,000.00	3,911,526.50	3.59
A2	2,000,000.00	1,862,640.00	1.71
A3	2,000,000.00	1,962,830.00	1.80

CITY OF LAGUNA BEACH
ACCOUNT NUMBER: fPage 28 of 28
August 1, 2022 to August 31, 2022**BOND SUMMARY (continued)**

	Par Value	Market Value	Percentage of Category
WR	3,950,000.00	3,579,914.50	3.28
N/A	12,605,000.00	11,713,467.20	10.75
NOT RATED	4,750,000.00	4,576,612.50	4.19
Total of Category	\$118,286,000.00	\$109,012,205.60	100.00

S&P RATING			
AAA	3,650,000.00	3,373,433.00	3.09
AA+	72,740,000.00	66,526,001.20	61.03
AA	4,760,000.00	4,485,649.10	4.11
AA-	2,070,000.00	1,956,043.30	1.79
A+	4,066,000.00	3,822,356.50	3.51
A	2,000,000.00	1,952,770.00	1.79
A-	3,000,000.00	2,841,370.00	2.61
N/A	19,500,000.00	17,747,630.00	16.28
NOT RATED	6,500,000.00	6,306,952.50	5.79
Total of Category	\$118,286,000.00	\$109,012,205.60	100.00

BOND SUMMARY MESSAGES

Data contained within this section excluded Mutual Funds, Exchange Traded Funds, and Closed-Ended Funds.

Glossary

Accretion - The accumulation of the value of a discounted bond until maturity.

Adjusted Prior Market Realized Gain/Loss - The difference between the proceeds and the Prior Market Value of the transaction.

Adjusted Prior Market Unrealized Gain/Loss - The difference between the Market Value and the Adjusted Prior Market Value.

Adjusted Prior Market Value - A figure calculated using the beginning Market Value for the fiscal year, adjusted for all asset related transactions during the period, employing an average cost methodology.

Amortization - The decrease in value of a premium bond until maturity.

Asset - Anything owned that has commercial exchange value. Assets may consist of specific property or of claims against others, in contrast to obligations due to others (liabilities).

Bond Rating - A measurement of a bond's quality based upon the issuer's financial condition. Ratings are assigned by independent rating services, such as Moody's, or S&P, and reflect their opinion of the issuer's ability to meet the scheduled interest and principal repayments for the bond.

Cash - Cash activity that includes both income and principal cash categories.

Change in Unrealized Gain/Loss - Also reported as Gain/Loss in Period in the Asset Detail section. This figure shows the market appreciation (depreciation) for the current period.

Cost Basis (Book Value) - The original price of an asset, normally the purchase price or appraised value at the time of acquisition. Book Value method maintains an average cost for each asset.

Cost Basis (Tax Basis) - The original price of an asset, normally the purchase price or appraised value at the time of acquisition. Tax Basis uses client determined methods such as Last-In-First-Out (LIFO), First-In-First-Out (FIFO), Average, Minimum Gain, and Maximum Gain.

Ending Accrual - (Also reported as Accrued Income) Income earned but not yet received, or expenses incurred but not yet paid, as of the end of the reporting period.

Estimated Annual Income - The amount of income a particular asset is anticipated to earn over the next year. The shares multiplied by annual income rate.

Estimated Current Yield - The annual rate of return on an investment expressed as a percentage. For stocks, yield is calculated by taking the annual dividend payments divided by the stock's current share price. For bonds, yield is calculated by the coupon rate divided by the bond's market price.

Ex-Dividend Date - (Also reported as Ex-Date) For stock trades, the person who owns the security on the ex-dividend date will earn the dividend, regardless of who currently owns the stock.

Income Cash - A category of cash comprised of ordinary earnings derived from investments, usually dividends and interest.

Market Value - The price per unit multiplied by the number of units.

Maturity Date - The date on which an obligation or note matures.

Payable Date - The date on which a dividend, mutual fund distribution, or interest on a bond will be made.

Principal Cash - A category of cash comprised of cash, deposits, cash withdrawals and the cash flows generated from purchases or sales of investments.

Realized Gain/Loss Calculation - The Proceeds less the Cost Basis of a transaction.

Settlement Date - The date on which a trade settles and cash or securities are credited or debited to the account.

Trade Date - The date a trade is legally entered into.

Unrealized Gain/Loss - The difference between the Market Value and Cost Basis at the end of the current period.

Yield on/at Market - The annual rate of return on an investment expressed as a percentage. For stocks, yield is calculated by the annual dividend payments divided by the stock's current share price. For bonds, yield is calculated by the coupon rate divided by the bond's market price.

The terms defined in this glossary are only for use when reviewing your account statement. Please contact your Relationship Manager with any questions.