

Attachment 1

October 2022

Monthly Investment Report

CITY OF LAGUNA BEACH INVESTMENT REPORT OCTOBER 2022

BACKGROUND

The City Council delegated the investment authority to the City Treasurer and directed her to prepare a monthly report for the investments in accordance with the Investment Policy and California Government Code 53646. Accordingly, the report (Attachment 1) is presented at a public meeting and are available to the public on the City of Laguna Beach website. The transaction history required by California law is provided in the Custodian Statement (Attachment 2).

DISCUSSION

At October 31, 2022 Cash and Investments totaled \$132.6 million dollars. During October the portfolio increased \$3.6 million dollars due primarily to the early receipt of third quarter Transient Occupancy Tax payment from a large resort that was sold and normal operating cash requirements during the “dry period”. The City Treasurer certified that the month end portfolio complied with the Investment Policy, that was adopted by the City Council, and California Government Code. She further certified that there was sufficient liquidity to meet the City’s forecasted expenditures for the next six months.

Interest rates have dramatically increased during the year. Investments purchased at lower interest rates have a holding value that was less than par. This has caused the average return on short-term investments to exceed those with a term of two to four and a half years. *The dramatic increase can be seen in the City’s benchmark 2-year treasury bill that was 0.48% last year but this year is 4.51%.* Generally Accepted Accounting Principles require that investments must be marked-to-market rates annually for the Annual Comprehensive Annual Report. The accounting adjustment will not impact operations, budget or cash.

The Investment Policy encourages a Buy and Hold investment strategy which will not incur unrealized gains or losses. It has the following objectives.

Safety: The highest priority objective was achieved by investing in high quality securities that will return the invested principle plus interest when they mature. Credit risk was mitigated by limiting purchases to the safest types of investments including Federal Agency securities, the California pooled investment fund, LAIF, investment quality medium-term corporate notes or commercial paper, federally insured Certificates of Deposit, Municipal Bonds rated A or better and supranational securities with a AAA rating.

Liquidity: City operations until the November property tax installment receipt will be subsidized by LAIF and maturing investments. The purchase of 31796 in December and 30516 South Coast highway are scheduled to be financed by the December property tax receipts and an \$11.5 million dollar bank loan. Rising interest rates require a heightened emphasis on realistic cash flow forecasts.

Yield: The average yield from the custodial statements increased 0.02%pts to 1.3% while the benchmark 2-year T-Bill increased 0.29%pts to 4.51%. The investments made earlier this year or in prior years have lower rates but were the market rate on the day of purchase. The purchase price will be received when the securities mature in addition to the stated interest. Excess funds will be reinvested at market rates.

City of Laguna Beach
City Treasurer Monthly Report - Unaudited
For the Month of October 2022

Cash Activity for the Month

Cash and investments, beginning of month	\$	128,957,287.79
Cash receipts		11,967,059.23
Cash disbursements		(8,368,460.37)
Cash and investments, end of month	\$	132,555,886.65

Cash and Investment Portfolio at Month-End

	Current Year				Prior Year
	Fair Value	Cost	Pct. of Total	Avg. Return	Cost
Long-term marketable securities					
Federal agency securities	\$ 74,332,055.20	\$ 83,841,280.00	63%	0.98%	\$ 59,363,360.00
Medium-term corporate notes	12,904,086.66	14,015,183.35	11%	1.82%	9,955,257.55
Certificates of Deposit - Insured	5,101,887.50	5,500,000.00	4%	1.58%	7,750,000.00
Municipal bonds	8,059,995.50	8,809,306.85	7%	1.16%	7,830,406.85
Supranational security	1,746,210.00	1,998,870.00	2%	0.66%	1,998,870.00
Subtotal	102,144,234.86	114,164,640.20	86%	1.12%	86,897,894.40
Short-term marketable securities					
State Local Agency Investment Fund (LAIF)	7,520,031.42	7,520,031.42	6%	1.77%	6,696,523.77
Federal agency securities	-	-	0%	N.D.	-
Medium-term corporate notes & Commercial Paper	1,983,370.00	1,982,141.39	1%	2.61%	3,481,230.00
Municipal bonds	-	-	0%	N.D.	713,819.80
Certificates of Deposit - Insured	2,491,917.50	2,500,000.00	2%	2.48%	1,494,000.00
Supranational security	-	-	0%	N.D.	-
Subtotal	11,995,318.92	12,002,172.81	9%	2.06%	12,385,573.57
Savings, checking and change funds					
Savings accounts	603,859.85	603,859.85	0%	0.94%	573,654.67
Checking accounts	4,355,506.01	4,355,506.01	3%	Allowance (a).	6,749,284.56
Transfer from custodian in transit	-	-	0%	0.00%	-
Petty cash/change funds	5,587.67	5,587.67	0%	0.00%	5,600.00
Subtotal	4,964,953.53	4,964,953.53	4%	N.D.	7,328,539.23
LAIF - Tax-exempt bond proceeds	27,241.21	27,241.21	0%	1.77%	27,061.18
Trustee-held assessment district funds	355,241.73	355,241.73	0%	1.77%	385,544.11
Total cash and marketable securities	119,486,990.25	131,514,249.48	99%		107,024,612.49
Assessment district bonds/loans	Not	711,993.00	1%	2.12%	817,993.00
Essential employee loan program (b).	Available	329,644.17	0%	2.27%	348,036.81
Total		\$ 132,555,886.65	100%		\$ 108,190,642.30

(a). The earnings allowance credit applies to funds held by Bank of America and partially offset the bank fees.

(b). Accumulated balance from loan schedules that were not agreed to the City General Ledger.

(c). City financed assessment districts are reported as investments above. The \$266,000 cash loaned to the districts is also reported above.

Cash and Investment Custody

	Fair Value	Cost Per		
		General Ledger	Bank	
US Bank Custody	\$ 106,369,522.36	\$ 118,396,781.59	118,396,781.59	\$ 92,336,944.20
California Local Agency Investment Fund	7,547,272.63	7,547,272.63	7,547,272.63	6,723,584.95
Bank of New York Trustee	355,241.73	355,241.73	358,479.49	385,544.11
Bank of America	4,959,365.86	4,959,365.86	3,810,665.42	7,322,939.23
Banc of California	250,000.00	250,000.00	250,000.00	250,000.00
Internal change funds	5,587.67	5,587.67		5,600.00
Assessment district and essential employee bonds/loans	Not	1,041,637.17	Not Applicable	1,166,029.81
Total	Available	\$ 132,555,886.65		\$ 108,190,642.30

City of Laguna Beach
Investment Portfolio Detail - Unaudited
October 31, 2022

	Investment Type	Rating	Par Value	Fair Value (a)	Purchase Price	Premium (Discount)	Purchase or Dated	Maturity Date	Coupon Rate	Purchase Yield (b)	Current Yield (a)	Days to Maturity
(1)	State Investment Pool (LAIF) (a)	NR	\$ 7,520,031.42	\$ 7,520,031.42	\$ 7,520,031.42	\$ -		Today	1.77%	1.77%	1.77%	Today
(2)	LAIF Bond Proceeds (a)	NR	27,241.21	27,241.21	27,241.21	-		Today	1.77%	1.77%	1.77%	Today
(3)	CD Mountain America Credit Union	NR	250,000.00	249,835.00	250,000.00	-	11/30/17	11/30/22	2.40%	2.40%	2.40%	30
(4)	CD American Express Centurion Bk	NR	250,000.00	249,787.50	250,000.00	-	12/05/17	12/05/22	2.50%	2.50%	2.50%	35
(5)	CD Capital One Bank	NR	250,000.00	249,805.00	250,000.00	-	12/06/17	12/06/22	2.50%	2.50%	2.50%	36
(6)	CD Banc of California (non-negotiable)	NR	250,000.00	250,000.00	250,000.00	-	12/12/17	12/12/22	2.63%	2.63%	2.63%	42
(7)	CD Morgan Stanley Bank NA	NR	250,000.00	249,537.50	250,000.00	-	01/11/18	01/11/23	2.65%	2.65%	2.65%	72
(8)	Corp Toyota Mtr Credit	A+	1,000,000.00	996,560.00	1,000,000.00	-	01/18/18	01/11/23	2.70%	2.70%	2.71%	72
(9)	Corp CP Credit Suisse New York	A-1	1,000,000.00	986,810.00	982,141.39	(17,858.61)	05/17/22	02/10/23	2.47%	2.47%	2.46%	102
(10)	CD State Bank of India	NR	250,000.00	249,137.50	250,000.00	-	03/06/18	03/06/23	2.90%	2.90%	2.91%	126
(11)	CD EagleBank	NR	250,000.00	248,062.50	250,000.00	-	03/06/20	03/06/23	1.65%	1.65%	1.66%	126
(12)	CD Wells Fargo National Bank West	NR	250,000.00	248,150.00	250,000.00	-	03/06/20	03/06/23	1.75%	1.75%	1.76%	126
(13)	CD BMW Bank NA	NR	250,000.00	248,890.00	250,000.00	-	03/29/18	03/29/23	2.90%	2.90%	2.91%	149
(14)	CD Dollar Bk Fed Svgs Bk	NR	250,000.00	248,712.50	250,000.00	-	04/13/18	04/13/23	2.90%	2.90%	2.91%	164
(15)	Agency Federal Home Loan Bank	AA+	1,000,000.00	974,000.00	1,000,000.00	-	05/24/22	11/24/23	2.50%	2.50%	2.57%	389
(16)	Muni Arcadia Revenue Bond Pension Txb	AAA	500,000.00	479,435.00	500,000.00	-	11/12/20	12/01/23	0.83%	0.83%	0.87%	396
(17)	Muni St of Ca Dept of Water	AAA	1,000,000.00	950,850.00	978,900.00	(21,100.00)	03/11/22	12/01/23	0.26%	1.50%	0.27%	396
(18)	CD Citibank NA	NR	250,000.00	247,197.50	250,000.00	-	12/21/18	12/21/23	3.55%	3.55%	3.59%	416
(19)	Agency Federal Home Loan Bank	AA+	1,000,000.00	954,160.00	998,040.00	(1,960.00)	12/22/21	12/22/23	0.63%	0.72%	0.65%	417
(20)	Corp Apple	AA+	1,000,000.00	979,500.00	1,013,140.00	13,140.00	05/08/19	02/09/24	3.00%	2.69%	3.06%	466
(21)	Corp John Deere Capital Corp	A	1,000,000.00	970,200.00	1,023,500.00	23,500.00	09/20/19	03/07/24	2.60%	2.05%	2.68%	493
(22)	Corp Mass Mutual Global Funding	AA+	1,070,000.00	1,000,856.60	1,060,241.60	(9,758.40)	12/20/21	04/12/24	0.60%	1.00%	0.64%	529
(23)	CD Comenity Bank	NR	250,000.00	243,587.50	250,000.00	-	04/15/19	04/15/24	2.80%	2.79%	2.87%	532
(24)	Corp IBM	A-	1,000,000.00	970,340.00	1,012,813.55	12,813.55	06/05/19	05/15/24	3.00%	2.72%	3.09%	562
(25)	CD Enterprise Bank	NR	250,000.00	242,490.00	250,000.00	-	05/16/19	05/16/24	2.60%	2.60%	2.68%	563
(26)	CD Wells Fargo	NR	250,000.00	242,447.50	250,000.00	-	05/30/19	06/10/24	2.70%	2.70%	2.78%	588
(27)	Corp American Honda Finance	A-	1,000,000.00	957,540.00	1,010,000.00	10,000.00	09/20/19	06/27/24	2.40%	2.18%	2.51%	605
(28)	Agency Federal Home Loan Bank	AA+	1,000,000.00	929,010.00	1,000,000.00	-	07/12/21	07/12/24	0.52%	0.52%	0.56%	620
(29)	Muni Yosemite Community College Txb	AA-	750,000.00	699,420.00	752,317.50	2,317.50	11/04/20	08/01/24	0.80%	0.72%	0.86%	640
(30)	CD Merrik Bank	NR	250,000.00	239,250.00	250,000.00	-	08/09/19	08/09/24	2.15%	2.15%	2.25%	648
(31)	Agency Federal Home Loan Bank	AA+	1,000,000.00	936,910.00	1,000,000.00	-	02/16/22	08/16/24	1.20%	1.20%	1.28%	655
(32)	CD Raymond James Bank NA	NR	250,000.00	238,410.00	250,000.00	-	08/23/19	08/23/24	2.00%	2.00%	2.10%	662
(33)	CD Live Oak Banking Company	NR	250,000.00	236,937.50	250,000.00	-	02/28/24	08/28/24	1.70%	1.70%	1.79%	667
(34)	Muni Folsom Cordova USD GO Txb1	AA-	820,000.00	793,333.60	891,610.60	71,610.60	11/10/20	10/01/24	3.00%	0.72%	3.08%	701
(35)	Corp Bank of New York Mellon	A	1,000,000.00	944,700.00	1,000,000.00	-	10/31/19	10/24/24	2.10%	2.10%	2.22%	724
(36)	Corp New York Life Global FDG	AA+	1,000,000.00	918,430.00	1,000,000.00	-	11/03/21	10/29/24	0.90%	0.90%	0.98%	729
(37)	Muni Los Angeles Txb1	AA-	250,000.00	229,780.00	250,000.00	-	08/20/20	11/01/24	0.89%	0.89%	0.97%	732
(38)	Muni Modesto Wstwr Txb1	AA	1,000,000.00	926,660.00	1,003,320.00	3,320.00	11/10/20	11/01/24	0.84%	0.75%	0.90%	732
(39)	Agency Federal Home Loan Bank	AA+	1,000,000.00	924,860.00	1,000,000.00	-	12/02/21	12/02/24	1.05%	1.05%	1.13%	763
(40)	CD WebBank	NR	250,000.00	231,042.50	250,000.00	-	12/29/21	12/30/24	1.00%	1.00%	1.08%	791
(41)	Muni San Buenaventura Utility	AA	500,000.00	458,870.00	504,010.00	4,010.00	12/17/20	01/01/25	0.90%	0.70%	0.98%	793
(42)	Agency Federal Home Loan Bank	AA+	1,000,000.00	922,940.00	996,470.00	(3,530.00)	01/13/22	01/13/25	1.10%	1.22%	1.19%	805
(43)	Corp Toyota Mtr Credit	A+	1,066,000.00	993,416.06	1,059,284.20	(6,715.80)	02/28/22	02/13/25	1.80%	2.02%	1.93%	836
(44)	CD Poppy Bank	NR	250,000.00	229,597.50	250,000.00	-	03/18/20	03/18/25	1.10%	1.10%	1.20%	869
(45)	CD Crescent Bk & Tr LA	NR	250,000.00	229,552.50	250,000.00	-	03/20/20	03/20/25	1.10%	1.10%	1.20%	871
(46)	CD Adirondack Bank	NR	250,000.00	229,437.50	250,000.00	-	03/25/20	03/25/25	1.10%	1.10%	1.20%	876
(47)	CD Border State Bank	NR	250,000.00	229,392.50	250,000.00	-	03/27/20	03/27/25	1.10%	1.10%	1.20%	878
(48)	CD Lakeside Bank	NR	250,000.00	231,032.50	250,000.00	-	03/30/20	03/31/25	1.40%	1.40%	1.51%	882
(49)	CD Nicolet National Bank	NR	250,000.00	231,032.50	250,000.00	-	03/31/20	03/31/25	1.40%	1.40%	1.51%	882

City of Laguna Beach
Investment Portfolio Detail - Unaudited
October 31, 2022

	Investment Type	Rating	Par Value	Fair Value (a)	Purchase Price	Premium (Discount)	Purchase or Dated	Maturity Date	Coupon Rate	Purchase Yield (b)	Current Yield (a)	Days to Maturity
(50)	CD Pacific Enterprise Bank	NR	250,000.00	229,607.50	250,000.00	-	03/31/20	03/31/25	1.15%	1.15%	1.25%	882
(51)	CD Discover Bank	NR	250,000.00	231,992.50	250,000.00	-	04/02/20	04/02/25	1.45%	1.45%	1.67%	884
(52)	CD Synchrony Bank	NR	250,000.00	231,120.00	250,000.00	-	04/17/20	04/17/25	1.45%	1.45%	1.57%	899
(53)	CD Pacific Western Bank	NR	250,000.00	229,690.00	250,000.00	-	04/30/20	04/30/25	1.25%	1.25%	1.36%	912
(54)	Muni Huntington Bch Pub	AA	300,000.00	272,529.00	300,000.00	-	08/12/20	05/01/25	0.94%	0.94%	1.04%	913
(55)	Agency Federal Home Loan Mtg Corp	AA+	1,000,000.00	901,780.00	1,000,000.00	-	05/28/20	05/28/25	0.75%	0.75%	0.83%	940
(56)	CD Texas Exchange Bank	NR	250,000.00	227,072.50	250,000.00	-	04/30/20	06/13/25	1.00%	1.00%	1.10%	956
(57)	Muni San Jose Ca Fin Auth	AA	1,055,000.00	959,554.15	1,063,070.75	8,070.75	10/15/20	06/01/25	1.22%	1.05%	1.34%	944
(58)	Corp Precision CastParts Corp	AA-	1,000,000.00	960,140.00	1,111,780.00	111,780.00	06/26/20	06/15/25	3.25%	0.83%	3.38%	958
(59)	Corp Guardian Life Global Fund	AA+	1,000,000.00	894,910.00	967,460.00	(32,540.00)	02/28/22	06/23/25	1.10%	2.12%	1.23%	966
(60)	Agency Federal Home Loan Bank	AA+	1,000,000.00	908,960.00	1,000,000.00	-	01/18/22	07/18/25	1.20%	1.20%	1.32%	991
(61)	Muni Tamalpais Union High School CA	Aaa	500,000.00	446,485.00	500,000.00	-	08/12/20	08/01/25	0.51%	0.51%	0.57%	1,005
(62)	Muni Covina CA Pension Oblig Rev Txbl	AA	505,000.00	453,666.75	505,000.00	-	07/28/21	08/01/25	0.98%	0.98%	1.09%	1,005
(63)	Muni Chino Public Financing Authority	AA	400,000.00	361,524.00	406,048.00	6,048.00	08/12/20	09/01/25	1.45%	1.10%	1.60%	1,036
(64)	Muni La Quinta Redevelopment	AA	1,000,000.00	894,640.00	1,005,030.00	5,030.00	04/14/21	09/01/25	1.17%	1.05%	1.31%	1,036
(65)	Agency Federal Home Loan Mtg Corp	AA+	2,000,000.00	1,773,400.00	1,998,460.00	(1,540.00)	10/29/20	09/30/25	0.52%	0.54%	0.59%	1,065
(66)	Agency Federal Home Loan Bank	AA+	2,000,000.00	1,767,020.00	1,998,500.00	(1,500.00)	10/26/20	10/15/25	0.52%	0.68%	0.59%	1,080
(67)	Agency Federal Farm Credit Bank	AA+	2,000,000.00	1,768,720.00	1,998,500.00	(1,500.00)	10/23/20	10/22/25	0.52%	0.68%	0.60%	1,087
(68)	Supra Intel Bk Recon & Develop	AAA	1,000,000.00	887,030.00	998,870.00	(1,130.00)	10/28/20	10/28/25	0.50%	0.53%	0.56%	1,093
(69)	Agency Federal Home Loan Mtg Corp	AA+	1,000,000.00	884,360.00	1,000,000.00	-	11/12/20	11/12/25	0.60%	0.60%	0.68%	1,108
(70)	Agency Federal Home Loan Mtg Corp	AA+	2,000,000.00	1,766,400.00	2,000,000.00	-	11/25/20	11/25/25	0.60%	0.60%	0.68%	1,121
(71)	Agency Federal Home Loan Mtg Corp	AA+	2,000,000.00	1,765,080.00	2,000,000.00	-	11/25/20	11/25/25	0.63%	0.63%	0.71%	1,121
(72)	Agency Federal Home Loan Mtg Corp	AA+	2,000,000.00	1,769,020.00	2,000,000.00	-	11/26/20	11/26/25	0.65%	0.65%	0.73%	1,122
(73)	Agency Federal Home Loan Mtg Corp	AA+	2,000,000.00	1,766,420.00	2,000,000.00	-	12/01/20	12/01/25	0.62%	0.62%	0.70%	1,127
(74)	Agency Federal Home Loan Mtg Corp	AA+	1,000,000.00	882,010.00	1,000,000.00	-	12/17/20	12/17/25	0.63%	0.63%	0.71%	1,143
(75)	Agency Federal Home Loan Bank	AA+	1,000,000.00	880,560.00	1,000,000.00	-	12/18/20	12/18/25	0.63%	0.63%	0.71%	1,144
(76)	Agency Federal Natl Mtg Assn	AA+	1,000,000.00	881,930.00	1,000,000.00	-	12/18/20	12/18/25	0.63%	0.63%	0.71%	1,144
(77)	Agency Federal Home Loan Mtg Corp	AA+	1,000,000.00	882,970.00	1,000,000.00	-	12/30/20	12/30/25	0.70%	0.70%	0.79%	1,156
(78)	Muni Manhattan Beach - TXBL	AA	150,000.00	133,248.00	150,000.00	-	05/12/21	01/01/26	1.19%	1.19%	1.33%	1,158
(79)	Agency Federal Home Loan Bank	AA+	2,000,000.00	1,754,760.00	2,000,000.00	-	01/22/21	01/22/26	0.63%	0.63%	0.71%	1,179
(80)	Corp JP Morgan Chase Bank	A+	1,000,000.00	859,590.00	1,000,000.00	-	01/22/21	01/22/26	0.70%	0.70%	0.81%	1,179
(81)	Agency Federal Home Loan Bank	AA+	2,000,000.00	1,757,980.00	2,000,000.00	-	01/28/21	01/28/26	0.65%	0.66%	0.74%	1,185
(82)	Agency Federal Home Loan Bank	AA+	2,000,000.00	1,752,080.00	2,000,000.00	-	01/29/21	01/29/26	0.60%	0.60%	0.68%	1,186
(83)	Corp Apple Inc	AA+	800,000.00	700,504.00	798,824.00	(1,176.00)	02/08/21	02/08/26	0.73%	0.70%	0.80%	1,196
(84)	CD JP Morgan Chase Bank	NR	250,000.00	218,332.50	250,000.00	-	02/09/21	02/09/26	0.55%	0.55%	0.63%	1,197
(85)	Supra Intel Bk Recon & Develop	AAA	1,000,000.00	859,180.00	1,000,000.00	-	02/10/21	02/10/26	0.65%	0.65%	0.75%	1,198
(86)	Agency Federal Home Loan Bank	AA+	1,000,000.00	875,940.00	1,000,000.00	-	02/18/21	02/18/26	0.60%	0.60%	0.68%	1,206
(87)	Agency Federal Home Loan Bank	AA+	1,000,000.00	874,430.00	998,650.00	(1,350.00)	02/24/21	02/24/26	0.63%	0.63%	0.71%	1,212
(88)	Agency Federal Home Loan Bank	AA+	2,000,000.00	1,750,360.00	2,000,000.00	-	02/24/21	02/24/26	0.65%	0.65%	0.74%	1,212
(89)	Agency Federal Home Loan Bank	AA+	2,000,000.00	1,756,400.00	2,000,000.00	-	02/24/21	02/24/26	0.75%	0.75%	0.85%	1,212
(90)	Agency Farmer Mac	AA+	1,000,000.00	877,740.00	1,000,000.00	-	02/25/21	02/25/26	0.69%	0.69%	0.79%	1,213
(91)	Agency Federal Home Loan Bank	AA+	2,000,000.00	1,753,200.00	2,000,000.00	-	02/25/21	02/25/26	0.70%	0.70%	0.80%	1,213
(92)	Agency Federal Home Loan Bank	AA+	1,000,000.00	875,000.00	1,000,000.00	-	02/26/21	02/26/26	0.65%	0.65%	0.74%	1,214
(93)	Agency Federal Farm Credit Bank	AA+	1,000,000.00	880,280.00	1,000,000.00	-	03/03/21	03/03/26	0.79%	0.79%	0.90%	1,219
(94)	Agency Federal Farm Credit Bank	AA+	1,000,000.00	880,110.00	1,000,000.00	-	03/09/21	03/09/26	0.80%	0.80%	0.91%	1,225
(95)	Agency Federal Home Loan Bank	AA+	2,000,000.00	1,762,860.00	2,000,000.00	-	03/10/21	03/10/26	0.80%	0.80%	0.91%	1,226
(96)	Corp Bank of America	A-	1,000,000.00	852,140.00	985,200.00	(14,800.00)	04/01/21	03/10/26	1.05%	1.36%	1.22%	1,226
(97)	Agency Federal Home Loan Bank	AA+	2,000,000.00	1,756,220.00	2,000,000.00	-	03/16/21	03/16/26	0.80%	0.80%	0.91%	1,232
(98)	Agency Federal Farm Credit Bank	AA+	1,000,000.00	919,910.00	1,000,000.00	-	03/18/22	03/18/26	2.15%	2.15%	2.34%	1,234

City of Laguna Beach
Investment Portfolio Detail - Unaudited
October 31, 2022

	Investment Type	Rating	Par Value	Fair Value (a)	Purchase Price	Premium (Discount)	Purchase or Dated	Maturity Date	Coupon Rate	Purchase Yield (b)	Current Yield (a)	Days to Maturity
(99)	Agency Federal Home Loan Bank	AA+	2,000,000.00	1,759,600.00	2,000,000.00	-	03/23/21	03/23/26	0.88%	0.88%	0.99%	1,239
(100)	Agency Federal Home Loan Bank	AA+	1,950,000.00	1,722,747.00	1,950,000.00	-	03/23/21	03/23/26	1.00%	1.00%	1.13%	1,239
(101)	Agency Federal Home Loan Bank	AA+	1,420,000.00	1,257,353.20	1,420,000.00	-	04/29/21	04/29/26	1.15%	1.15%	1.29%	1,276
(102)	Agency Farmer Mac	AA+	1,000,000.00	880,300.00	1,000,000.00	-	05/04/21	05/04/26	0.95%	0.95%	1.07%	1,281
(103)	Agency Farmer Mac	AA+	1,000,000.00	876,550.00	1,000,000.00	-	06/10/21	06/10/26	0.93%	0.93%	1.05%	1,318
(104)	Agency Farmer Mac	AA+	1,000,000.00	875,560.00	983,410.00	(16,590.00)	12/27/21	06/29/26	0.94%	1.32%	1.07%	1,337
(105)	Agency Federal Home Loan Bank	AA+	1,000,000.00	877,540.00	1,000,000.00	-	06/30/21	06/30/26	1.05%	1.05%	1.19%	1,338
(106)	Agency Federal Farm Credit Bank	AA+	1,000,000.00	876,800.00	999,250.00	(750.00)	06/30/21	06/30/26	1.00%	1.00%	1.12%	1,338
(107)	Agency Federal Home Loan Bank	AA+	1,000,000.00	900,220.00	1,000,000.00	-	02/07/22	08/07/26	1.38%	1.38%	1.53%	1,376
(108)	Agency Federal Home Loan Bank	AA+	1,000,000.00	875,020.00	1,000,000.00	-	08/30/21	08/24/26	1.10%	1.10%	1.26%	1,393
(109)	Corp 3M Company	A+	1,000,000.00	901,820.00	972,940.00	(27,060.00)	03/31/22	09/19/26	2.25%	2.90%	2.49%	1,419
(110)	Agency Federal Home Loan Bank	AA+	2,000,000.00	1,739,660.00	2,000,000.00	-	09/17/21	09/17/26	1.00%	1.00%	1.15%	1,417
(111)	CD Goldman Sacs	NR	250,000.00	216,672.50	250,000.00	-	09/29/21	09/29/26	1.05%	1.05%	1.21%	1,429
(112)	Agency Federal Home Loan Bank	AA+	2,000,000.00	1,737,800.00	2,000,000.00	-	09/30/21	09/30/26	1.00%	1.00%	1.15%	1,430
(113)	Agency Federal Home Loan Bank	AA+	1,000,000.00	868,900.00	1,000,000.00	-	09/30/21	09/30/26	1.00%	1.00%	1.15%	1,430
(114)	CD Greenstate	NR	250,000.00	215,992.50	250,000.00	-	10/15/21	10/15/26	1.05%	1.05%	1.21%	1,445
(115)	Agency Federal Farm Credit Bank	AA+	1,000,000.00	873,940.00	1,000,000.00	-	10/20/21	10/20/26	1.14%	1.14%	1.30%	1,450
(116)	Agency Federal Home Loan Bank	AA+	1,000,000.00	879,510.00	1,000,000.00	-	11/16/21	11/16/26	1.40%	1.40%	1.59%	1,477
(117)	Agency Federal Farm Credit Bank	AA+	1,000,000.00	877,740.00	1,000,000.00	-	11/23/21	11/23/26	1.43%	1.43%	1.63%	1,484
(118)	Agency Farmer Mac	AA+	1,000,000.00	877,180.00	1,000,000.00	-	11/23/21	11/23/26	1.30%	1.30%	1.48%	1,484
(119)	Agency Federal Home Loan Bank	AA+	1,000,000.00	875,430.00	1,000,000.00	-	11/24/21	11/24/26	1.30%	1.30%	1.48%	1,485
(120)	Agency Federal Home Loan Bank	AA+	1,000,000.00	882,510.00	1,000,000.00	-	11/24/21	11/24/26	1.50%	1.50%	1.70%	1,485
(121)	Agency Federal Farm Credit Bank	AA+	1,000,000.00	885,860.00	1,000,000.00	-	11/30/21	11/30/26	1.54%	1.54%	1.74%	1,491
(122)	Agency Federal Home Loan Bank	AA+	2,000,000.00	1,763,760.00	2,000,000.00	-	12/10/21	12/10/26	1.50%	1.50%	1.70%	1,501
(123)	Agency Federal Farm Credit Bank	AA+	2,000,000.00	1,772,660.00	2,000,000.00	-	12/14/21	12/14/26	1.60%	1.60%	1.80%	1,505
(124)	Agency Federal Home Loan Bank	AA+	1,000,000.00	882,700.00	1,000,000.00	-	12/17/21	12/17/26	1.55%	1.55%	1.76%	1,508
(125)	Agency Federal Home Loan Bank	AA+	1,000,000.00	879,060.00	1,000,000.00	-	01/14/22	01/14/27	1.50%	1.50%	1.71%	1,536
(126)	Agency Federal Home Loan Bank	AA+	1,000,000.00	883,460.00	1,000,000.00	-	01/28/22	01/28/27	1.65%	1.65%	1.87%	1,550
(127)	Agency Federal Home Loan Bank	AA+	500,000.00	443,535.00	500,000.00	-	01/28/22	01/28/27	1.75%	1.75%	1.97%	1,550
(128)	Agency Federal Home Loan Bank	AA+	1,000,000.00	896,180.00	1,000,000.00	-	02/25/22	02/25/27	2.05%	2.05%	2.29%	1,578
(129)	Agency Federal Home Loan Bank Step	AA+	1,000,000.00	942,700.00	1,000,000.00	-	04/28/22	04/28/27	3.00%	3.00%	3.18%	1,640
(130)	Total Marketable Securities		\$ 126,083,272.63	\$ 114,166,794.99	\$ 126,194,054.22	\$ 110,781.59	Averages			1.19%	1.30%	2.8
	Per General Ledger						2 Year Treasury Bill			4.51%		hrs
(131)	Savings, checking and change funds		\$	4,964,953.53	\$	4,964,953.53	(a) Provided by US Bank at month end excluding					
(132)	Trustee-held investments			355,241.73		355,241.73	LAIF and non-negotiable CD.					
(133)	Assessment district and essential employee bonds/loans			Not Available		1,041,637.17	(b) Provided by Bloomberg at the time of purchase.					
(134)	Total				\$	132,555,886.65						



**City of Laguna Beach
Investment Report**

October 2022

Honorable Mayor and Members of the City Council,

The requested monthly Investment Report follows. I verify that the investment portfolio is in conformity with California laws and the Laguna Beach Investment Policy which is approved annually by the City Council. The Treasurer's cash management program provides sufficient liquidity to meet expenditure requirements for the next six months.

Respectfully submitted,

**Laura Parisi, CPA, CCMT
City Treasurer**

Attachment 2

October 2022

US Bank Custodial Statement with Transaction Detail




CITY OF LAGUNA BEACH
ACCOUNT NUMBER:

Page 1 of 26
October 1, 2022 to October 31, 2022

MARKET VALUE SUMMARY

	Current Period 10/01/22 to 10/31/22
Beginning Market Value	\$106,790,544.74
Taxable Interest	89,104.46
Cash Disbursements	-89,104.46
Change in Investment Value	-421,022.38
Ending Market Value	\$106,369,522.36





CITY OF LAGUNA BEACH
ACCOUNT NUMBER:

20997
00- -M -UC-UU -305-04
02210111-00-04007-04

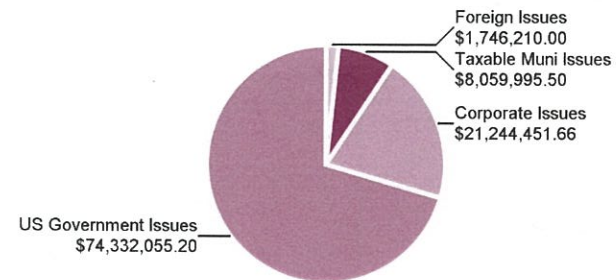


Page 2 of 26
October 1, 2022 to October 31, 2022

ASSET SUMMARY

Assets	Current Period Market Value	% of Total	Estimated Annual Income
Cash & Equivalents	986,810.00	0.90	24,231.94
Taxable Bonds	105,382,712.36	99.10	1,348,257.95
Total Market Value	\$106,369,522.36	100.00	\$1,372,489.89

Fixed Income Summary





CITY OF LAGUNA BEACH
ACCOUNT NUMBER:

Page 3 of 26
October 1, 2022 to October 31, 2022

INCOME SUMMARY

	Income Received Current Period
Taxable Interest	89,104.46
Total Current Period Income	\$89,104.46



CITY OF LAGUNA BEACH
ACCOUNT NUMBER:

20997
00--M-UC-UU-305-04
0221011-00-04007-04



Page 4 of 26
October 1, 2022 to October 31, 2022

CASH SUMMARY

	Cash
Beginning Cash 10/01/2022	\$0.00
Taxable Interest	89,104.46
Cash Disbursements	-89,104.46
Ending Cash 10/31/2022	\$0.00

CITY OF LAGUNA BEACH
ACCOUNT NUMBER:Page 5 of 26
October 1, 2022 to October 31, 2022

ASSET DETAIL

Security Description

Shares/Face Amt	Price	Market Value	Tax Cost	Unrealized Gain/Loss	Percent of Total Portfolio	Estimated Annual Income	Estimated Current Yield
Cash & Equivalents							
Cash/Money Market							
Credit Suisse Ag C P - 2254EBPA3 02/10/2023							
1,000,000.000	98.6810	986,810.00	982,141.39	4,668.61	0.9	24,231.94	2.46
Total Cash/Money Market		\$986,810.00	\$982,141.39	\$4,668.61	0.9	\$24,231.94	
Total Cash & Equivalents		\$986,810.00	\$982,141.39	\$4,668.61	0.9	\$24,231.94	

Taxable Bonds

US Government Issues

F H L M C M T N - 3134GWUV6
0.520 09/30/2025

2,000,000.000	88.6700	1,773,400.00	1,998,460.00	-225,060.00	1.7	10,400.00	0.59
---------------	---------	--------------	--------------	-------------	-----	-----------	------

F H L M C M T N - 3134GXAP9
0.600 11/12/2025

1,000,000.000	88.4360	884,360.00	1,000,000.00	-115,640.00	0.8	6,000.00	0.68
---------------	---------	------------	--------------	-------------	-----	----------	------

F H L M C M T N - 3134GXDM3
0.620 12/01/2025

2,000,000.000	88.3210	1,766,420.00	2,000,000.00	-233,580.00	1.7	12,400.00	0.70
---------------	---------	--------------	--------------	-------------	-----	-----------	------

F H L M C M T N - 3134GXCS1
0.625 11/25/2025

2,000,000.000	88.2540	1,765,080.00	2,000,000.00	-234,920.00	1.7	12,500.00	0.71
---------------	---------	--------------	--------------	-------------	-----	-----------	------

F H L M C M T N - 3134GXFV1
0.625 12/17/2025

1,000,000.000	88.2010	882,010.00	1,000,000.00	-117,990.00	0.8	6,250.00	0.71
---------------	---------	------------	--------------	-------------	-----	----------	------

CITY OF LAGUNA BEACH
ACCOUNT NUMBER:Page 6 of 26
October 1, 2022 to October 31, 2022**ASSET DETAIL (continued)**

Security Description	Shares/Face Amt	Price	Market Value	Tax Cost	Unrealized Gain/Loss	Percent of Total Portfolio	Estimated Annual Income	Estimated Current Yield
F H L M C M T N - 3134GXFA7 0.650 11/26/2025	2,000,000.000	88.4510	1,769,020.00	2,000,000.00	-230,980.00	1.7	13,000.00	0.73
F H L M C M T N - 3134GXHL1 0.700 12/30/2025	1,000,000.000	88.2970	882,970.00	1,000,000.00	-117,030.00	0.8	7,000.00	0.79
F H L M C M T N - 3134GVVX3 0.750 05/28/2025	1,000,000.000	90.1780	901,780.00	1,000,000.00	-98,220.00	0.8	7,500.00	0.83
F N M A - 3135GA3Z2 0.600 11/25/2025	2,000,000.000	88.3200	1,766,400.00	2,000,000.00	-233,600.00	1.7	12,000.00	0.68
F N M A M T N - 3135GA5R8 0.625 12/18/2025	1,000,000.000	88.1930	881,930.00	1,000,000.00	-118,070.00	0.8	6,250.00	0.71
Federal Agri Mtg Corp M T N - 31422XBN1 0.690 02/25/2026	1,000,000.000	87.7740	877,740.00	1,000,000.00	-122,260.00	0.8	6,900.00	0.79
Federal Agri Mtg Corp M T N - 31422XHF2 0.925 06/10/2026	1,000,000.000	87.6550	876,550.00	1,000,000.00	-123,450.00	0.8	9,250.00	1.05
Federal Agri Mtg Corp M T N - 31422XJM5 0.940 06/29/2026	1,000,000.000	87.5560	875,560.00	983,410.00	-107,850.00	0.8	9,400.00	1.07
Federal Agri Mtg Corp M T N - 31422XFP2 0.950 05/04/2026	1,000,000.000	88.0300	880,300.00	1,000,000.00	-119,700.00	0.8	9,500.00	1.08
Federal Agri Mtg Corp M T N - 31422XPE6 1.300 11/23/2026	1,000,000.000	87.7180	877,180.00	1,000,000.00	-122,820.00	0.8	13,000.00	1.48

CITY OF LAGUNA BEACH
ACCOUNT NUMBER:Page 7 of 26
October 1, 2022 to October 31, 2022**ASSET DETAIL (continued)**

Security Description	Shares/Face Amt	Price	Market Value	Tax Cost	Unrealized Gain/Loss	Percent of Total Portfolio	Estimated Annual Income	Estimated Current Yield
Federal Farm Credit Bks - 3133EMEC2 0.530 10/22/2025	2,000,000.000	88.4360	1,768,720.00	1,998,500.00	-229,780.00	1.7	10,600.00	0.60
Federal Farm Credit Bks - 3133EMSH6 0.790 03/03/2026	1,000,000.000	88.0280	880,280.00	1,000,000.00	-119,720.00	0.8	7,900.00	0.90
Federal Farm Credit Bks - 3133EMSU7 0.800 03/09/2026	1,000,000.000	88.0110	880,110.00	1,000,000.00	-119,890.00	0.8	8,000.00	0.91
Federal Farm Credit Bks - 3133EMP63 0.980 06/30/2026	1,000,000.000	87.6800	876,800.00	999,250.00	-122,450.00	0.8	9,800.00	1.12
Federal Farm Credit Bks - 3133ENBK5 1.140 10/20/2026	1,000,000.000	87.3940	873,940.00	1,000,000.00	-126,060.00	0.8	11,400.00	1.30
Federal Farm Credit Bks - 3133ENEM8 1.430 11/23/2026	1,000,000.000	87.7740	877,740.00	1,000,000.00	-122,260.00	0.8	14,300.00	1.63
Federal Farm Credit Bks - 3133ENFN5 1.540 11/30/2026	1,000,000.000	88.5860	885,860.00	1,000,000.00	-114,140.00	0.8	15,400.00	1.74
Federal Farm Credit Bks - 3133ENHC7 1.600 12/14/2026	2,000,000.000	88.6330	1,772,660.00	2,000,000.00	-227,340.00	1.7	32,000.00	1.80
Federal Farm Credit Bks - 3133ENS3 2.150 03/18/2026	1,000,000.000	91.9910	919,910.00	1,000,000.00	-80,090.00	0.9	21,500.00	2.34
Federal Home Loan Bks - 3130AMZ88 0.520 07/12/2024	1,000,000.000	92.9010	929,010.00	1,000,000.00	-70,990.00	0.9	5,200.00	0.56

CITY OF LAGUNA BEACH
ACCOUNT NUMBER:Page 8 of 26
October 1, 2022 to October 31, 2022**ASSET DETAIL (continued)**

Security Description	Shares/Face Amt	Price	Market Value	Tax Cost	Unrealized Gain/Loss	Percent of Total Portfolio	Estimated Annual Income	Estimated Current Yield
Federal Home Loan Bks - 3130AKBX3 0.520 10/15/2025	2,000,000.000	88.3510	1,767,020.00	1,998,500.00	-231,480.00	1.7	10,400.00	0.59
Federal Home Loan Bks - 3130AKPN0 0.600 01/29/2026	2,000,000.000	87.6040	1,752,080.00	2,000,000.00	-247,920.00	1.6	12,000.00	0.68
Federal Home Loan Bks - 3130AL2G8 0.600 02/18/2026	1,000,000.000	87.5940	875,940.00	1,000,000.00	-124,060.00	0.8	6,000.00	0.68
Federal Home Loan Bks - 3130AKQ74 0.625 01/22/2026	2,000,000.000	87.7380	1,754,760.00	2,000,000.00	-245,240.00	1.6	12,500.00	0.71
Federal Home Loan Bks - 3130AL7M0 0.625 02/24/2026	1,000,000.000	87.4430	874,430.00	998,650.00	-124,220.00	0.8	6,250.00	0.71
Federal Home Loan Bks - 3130AKHR0 0.625 12/18/2025	1,000,000.000	88.0560	880,560.00	1,000,000.00	-119,440.00	0.8	6,250.00	0.71
Federal Home Loan Bks - 3130AQF57 0.625 12/22/2023	1,000,000.000	95.4160	954,160.00	998,040.00	-43,880.00	0.9	6,250.00	0.65
Federal Home Loan Bks - 3130AKRN8 0.650 01/28/2026	2,000,000.000	87.8990	1,757,980.00	2,000,000.00	-242,020.00	1.7	13,000.00	0.74
Federal Home Loan Bks - 3130AL5X8 0.650 02/24/2026	2,000,000.000	87.5180	1,750,360.00	2,000,000.00	-249,640.00	1.6	13,000.00	0.74
Federal Home Loan Bks - 3130AKZ25 0.650 02/26/2026	1,000,000.000	87.5000	875,000.00	1,000,000.00	-125,000.00	0.8	6,500.00	0.74

CITY OF LAGUNA BEACH
ACCOUNT NUMBER:Page 9 of 26
October 1, 2022 to October 31, 2022

ASSET DETAIL (continued)

Security Description	Shares/Face Amt	Price	Market Value	Tax Cost	Unrealized Gain/Loss	Percent of Total Portfolio	Estimated Annual Income	Estimated Current Yield
Federal Home Loan Bks - 3130ALD76 0.700 02/25/2026	2,000,000.000	87.6600	1,753,200.00	2,000,000.00	-246,800.00	1.6	14,000.00	0.80
Federal Home Loan Bks - 3130ALCV4 0.750 02/24/2026	2,000,000.000	87.8200	1,756,400.00	2,000,000.00	-243,600.00	1.7	15,000.00	0.85
Federal Home Loan Bks - 3130ALFS8 0.800 03/10/2026	2,000,000.000	88.1430	1,762,860.00	2,000,000.00	-237,140.00	1.7	16,000.00	0.91
Federal Home Loan Bks - 3130ALDN1 0.800 03/16/2026	2,000,000.000	87.8110	1,756,220.00	2,000,000.00	-243,780.00	1.7	16,000.00	0.91
Federal Home Loan Bks - 3130ALGC2 0.875 03/23/2026	2,000,000.000	87.9800	1,759,600.00	2,000,000.00	-240,400.00	1.7	17,500.00	0.99
Federal Home Loan Bks - 3130ALGJ7 1.000 03/23/2026	1,950,000.000	88.3460	1,722,747.00	1,950,000.00	-227,253.00	1.6	19,500.00	1.13
Federal Home Loan Bks - 3130ANRR3 1.000 09/17/2026	2,000,000.000	86.9830	1,739,660.00	2,000,000.00	-260,340.00	1.6	20,000.00	1.15
Federal Home Loan Bks - 3130ANYN4 1.000 09/30/2026	2,000,000.000	86.8900	1,737,800.00	2,000,000.00	-262,200.00	1.6	20,000.00	1.15
Federal Home Loan Bks - 3130AP4X0 1.000 09/30/2026	1,000,000.000	86.8900	868,900.00	1,000,000.00	-131,100.00	0.8	10,000.00	1.15
Federal Home Loan Bks - 3130AMSS2 1.050 06/30/2026	1,000,000.000	87.7540	877,540.00	1,000,000.00	-122,460.00	0.8	10,500.00	1.20

CITY OF LAGUNA BEACH
ACCOUNT NUMBER:Page 10 of 26
October 1, 2022 to October 31, 2022**ASSET DETAIL (continued)**

Security Description	Shares/Face Amt	Price	Market Value	Tax Cost	Unrealized Gain/Loss	Percent of Total Portfolio	Estimated Annual Income	Estimated Current Yield
Federal Home Loan Bks - 3130APVZ5 1.050 12/02/2024	1,000,000.000	92.4860	924,860.00	1,000,000.00	-75,140.00	0.9	10,500.00	1.13
Federal Home Loan Bks - 3130AQGT4 1.100 01/13/2025	1,000,000.000	92.2940	922,940.00	996,470.00	-73,530.00	0.9	11,000.00	1.19
Federal Home Loan Bks - 3130ANNP1 1.100 08/24/2026	1,000,000.000	87.5020	875,020.00	1,000,000.00	-124,980.00	0.8	11,000.00	1.26
Federal Home Loan Bks - 3130ALXJ8 1.150 04/29/2026	1,420,000.000	88.5460	1,257,353.20	1,420,000.00	-162,646.80	1.2	16,330.00	1.30
Federal Home Loan Bks - 3130AQGV9 1.200 07/18/2025	1,000,000.000	90.8960	908,960.00	1,000,000.00	-91,040.00	0.9	12,000.00	1.32
Federal Home Loan Bks - 3130AQW6 1.200 08/16/2024	1,000,000.000	93.6910	936,910.00	1,000,000.00	-63,090.00	0.9	12,000.00	1.28
Federal Home Loan Bks - 3130APU78 1.300 11/24/2026	1,000,000.000	87.5430	875,430.00	1,000,000.00	-124,570.00	0.8	13,000.00	1.48
Federal Home Loan Bks - 3130AQS79 1.375 08/07/2026 Multi Cpn	1,000,000.000	90.0220	900,220.00	1,000,000.00	-99,780.00	0.8	13,750.00	1.53
Federal Home Loan Bks - 3130APL37 1.400 11/16/2026	1,000,000.000	87.9510	879,510.00	1,000,000.00	-120,490.00	0.8	14,000.00	1.59
Federal Home Loan Bks - 3130AQEW9 1.500 01/14/2027	1,000,000.000	87.9060	879,060.00	1,000,000.00	-120,940.00	0.8	15,000.00	1.71

CITY OF LAGUNA BEACH
ACCOUNT NUMBER:Page 11 of 26
October 1, 2022 to October 31, 2022**ASSET DETAIL (continued)****Security Description**

	Shares/Face Amt	Price	Market Value	Tax Cost	Unrealized Gain/Loss	Percent of Total Portfolio	Estimated Annual Income	Estimated Current Yield
Federal Home Loan Bks - 3130APQW8 1.500 11/24/2026	1,000,000.000	88.2510	882,510.00	1,000,000.00	-117,490.00	0.8	15,000.00	1.70
Federal Home Loan Bks - 3130APV77 1.500 12/10/2026	2,000,000.000	88.1880	1,763,760.00	2,000,000.00	-236,240.00	1.7	30,000.00	1.70
Federal Home Loan Bks - 3130APXD2 1.550 12/17/2026	1,000,000.000	88.2700	882,700.00	1,000,000.00	-117,300.00	0.8	15,500.00	1.76
Federal Home Loan Bks - 3130AQHC0 1.650 01/28/2027	1,000,000.000	88.3460	883,460.00	1,000,000.00	-116,540.00	0.8	16,500.00	1.87
Federal Home Loan Bks - 3130AQJH7 1.750 01/28/2027	500,000.000	88.7070	443,535.00	500,000.00	-56,465.00	0.4	8,750.00	1.97
Federal Home Loan Bks - 3130AQSM6 2.050 02/25/2027	1,000,000.000	89.6180	896,180.00	1,000,000.00	-103,820.00	0.8	20,500.00	2.29
Federal Home Loan Bks - 3130AS5G0 2.500 11/24/2023	1,000,000.000	97.4000	974,000.00	1,000,000.00	-26,000.00	0.9	25,000.00	2.57
Federal Home Loan Bks - 3130ARPG0 3.000 04/28/2027 Multi Cpn	1,000,000.000	94.2700	942,700.00	1,000,000.00	-57,300.00	0.9	30,000.00	3.18
Total US Government Issues			\$74,332,055.20	\$83,841,280.00	-\$9,509,224.80	69.9	\$817,930.00	

Corporate Issues

Adirondack Bank Na Ny C D - 00687QAT9 1.100 03/25/2025	250,000.000	91.7750	229,437.50	250,000.00	-20,562.50	0.2	2,750.00	1.20
---	-------------	---------	------------	------------	------------	-----	----------	------

CITY OF LAGUNA BEACH
ACCOUNT NUMBER:Page 12 of 26
October 1, 2022 to October 31, 2022**ASSET DETAIL (continued)**

Security Description	Shares/Face Amt	Price	Market Value	Tax Cost	Unrealized Gain/Loss	Percent of Total Portfolio	Estimated Annual Income	Estimated Current Yield
American Honda Finance - 02665WCZ2 Medium Term Note 2.400 06/27/2024	1,000,000.000	95.7540	957,540.00	1,010,000.00	-52,460.00	0.9	24,000.00	2.51
Amex Centurion Bk - 02587D2Q0 C D 2.500 12/05/2022	250,000.000	99.9150	249,787.50	250,000.00	-212.50	0.2	6,250.00	2.50
Apple Inc - 037833EB2 0.700 02/08/2026	800,000.000	87.5630	700,504.00	798,824.00	-98,320.00	0.7	5,600.00	0.80
Apple Inc - 037833CG3 3.000 02/09/2024	1,000,000.000	97.9500	979,500.00	1,013,140.00	-33,640.00	0.9	30,000.00	3.06
Bank Of Ny Mellon Corp - 06406RAL1 Medium Term Note 2.100 10/24/2024	1,000,000.000	94.4700	944,700.00	1,000,000.00	-55,300.00	0.9	21,000.00	2.22
Bk Of America Corp - 06048WL65 Medium Term Note 1.050 03/10/2026	1,000,000.000	85.2140	852,140.00	985,200.00	-133,060.00	0.8	10,500.00	1.23
Bmw Bank North America - 05580AMB7 C D 2.900 03/29/2023	250,000.000	99.5560	248,890.00	250,000.00	-1,110.00	0.2	7,250.00	2.91
Border ST Bk Greenbush Minn CD - 099703GF1 C D 1.100 03/27/2025	250,000.000	91.7570	229,392.50	250,000.00	-20,607.50	0.2	2,750.00	1.20
Capital One Bank USA - 1404206T2 C D 2.500 12/06/2022	250,000.000	99.9220	249,805.00	250,000.00	-195.00	0.2	6,250.00	2.50

CITY OF LAGUNA BEACH
ACCOUNT NUMBER:Page 13 of 26
October 1, 2022 to October 31, 2022**ASSET DETAIL (continued)**

Security Description	Shares/Face Amt	Price	Market Value	Tax Cost	Unrealized Gain/Loss	Percent of Total Portfolio	Estimated Annual Income	Estimated Current Yield
Citibank Natl Assn Sioux Falls S D - 17312QX87 C D 3.550 12/21/2023	250,000.000	98.8790	247,197.50	250,000.00	-2,802.50	0.2	8,875.00	3.59
Comenity Capital Bank - 20033AU38 C D 2.800 04/15/2024	250,000.000	97.4350	243,587.50	250,000.00	-6,412.50	0.2	7,000.00	2.87
Crescent Bank Trust - 225645DN7 C D 1.100 03/20/2025	250,000.000	91.8210	229,552.50	250,000.00	-20,447.50	0.2	2,750.00	1.20
Discover Bk - 254673A22 C D 1.550 04/02/2025	250,000.000	92.7970	231,992.50	250,000.00	-18,007.50	0.2	3,875.00	1.67
Dollar Bk Fed Svgs Bk - 25665QAX3 C D 2.900 04/13/2023	250,000.000	99.4850	248,712.50	250,000.00	-1,287.50	0.2	7,250.00	2.91
Eaglebank - 27002YEV4 C D 1.650 03/06/2023	250,000.000	99.2250	248,062.50	250,000.00	-1,937.50	0.2	4,125.00	1.66
Enterprise Bank Pa - 29367RKT2 C D 2.600 05/16/2024	250,000.000	96.9960	242,490.00	250,000.00	-7,510.00	0.2	6,500.00	2.68
Goldman Sachs Bk USA New York - 38149MA94 C D 1.050 09/29/2026	250,000.000	86.6690	216,672.50	250,000.00	-33,327.50	0.2	2,625.00	1.21

CITY OF LAGUNA BEACH
ACCOUNT NUMBER:Page 14 of 26
October 1, 2022 to October 31, 2022**ASSET DETAIL (continued)**

Security Description	Shares/Face Amt	Price	Market Value	Tax Cost	Unrealized Gain/Loss	Percent of Total Portfolio	Estimated Annual Income	Estimated Current Yield
Greenstate Cr Un North Liberty - 39573LBZ0 C D 1.050 10/15/2026	250,000.000	86.3970	215,992.50	250,000.00	-34,007.50	0.2	2,625.00	1.21
Guardian Life Glob Fund - 40139LAG8 Ser 144A Medium Term Note 1.100 06/23/2025	1,000,000.000	89.4910	894,910.00	967,460.00	-72,550.00	0.8	11,000.00	1.23
IBM Corp - 459200JY8 3.000 05/15/2024	1,000,000.000	97.0340	970,340.00	1,012,813.55	-42,473.55	0.9	30,000.00	3.09
John Deere Capital Corp - 24422EUX5 Medium Term Note 2.600 03/07/2024	1,000,000.000	97.0200	970,200.00	1,023,500.00	-53,300.00	0.9	26,000.00	2.68
Jpmorgan Chase Bk N A - 46632FRU1 Medium Term Note 0.700 01/22/2026	1,000,000.000	85.9590	859,590.00	1,000,000.00	-140,410.00	0.8	7,000.00	0.81
Jpmorgan Chase Bk Na Columbus Ohio - 48128UYQ6 C D 0.550 02/09/2026	250,000.000	87.3330	218,332.50	250,000.00	-31,667.50	0.2	1,375.00	0.63
Lakeside Bk Chicago III - 51210SSD0 C D 1.400 03/31/2025	250,000.000	92.4130	231,032.50	250,000.00	-18,967.50	0.2	3,500.00	1.51
Live Oak Bkg Co Wilmington N C - 538036JU9 C D 1.700 08/28/2024	250,000.000	94.7750	236,937.50	250,000.00	-13,062.50	0.2	4,250.00	1.79

CITY OF LAGUNA BEACH
ACCOUNT NUMBER:Page 15 of 26
October 1, 2022 to October 31, 2022

ASSET DETAIL (continued)

Security Description	Shares/Face Amt	Price	Market Value	Tax Cost	Unrealized Gain/Loss	Percent of Total Portfolio	Estimated Annual Income	Estimated Current Yield
Massmutual Gbl Fdg II Mtn - 57629WDB3 Ser 144A Medium Term Note 0.600 04/12/2024	1,070,000.000	93.5380	1,000,856.60	1,060,241.60	-59,385.00	0.9	6,420.00	0.64
Merrick Bk South Jordan Ut - 59013KBZ8 C D 2.150 08/09/2024	250,000.000	95.7000	239,250.00	250,000.00	-10,750.00	0.2	5,375.00	2.25
Morgan Stanley Bank Na - 61747MF63 C D 2.650 01/11/2023	250,000.000	99.8150	249,537.50	250,000.00	-462.50	0.2	6,625.00	2.65
Mountain Amer Fed Cr Un West - 62384RAD8 C D 2.400 11/30/2022	250,000.000	99.9340	249,835.00	250,000.00	-165.00	0.2	6,000.00	2.40
New York Life Global Fdg - 64952WEJ8 Ser 144A 0.900 10/29/2024	1,000,000.000	91.8430	918,430.00	1,000,000.00	-81,570.00	0.9	9,000.00	0.98
Nicolet Natl Bank Green Baywi - 654062JZ2 C D 1.400 03/31/2025	250,000.000	92.4130	231,032.50	250,000.00	-18,967.50	0.2	3,500.00	1.51
Pacific Enterprise Bk Ca - 694231AC5 C D 1.150 03/31/2025	250,000.000	91.8430	229,607.50	250,000.00	-20,392.50	0.2	2,875.00	1.25
Pacific Westn Bk Beverly Hillscalif - 69506YRL5 C D 1.250 04/30/2025	250,000.000	91.8760	229,690.00	250,000.00	-20,310.00	0.2	3,125.00	1.36

CITY OF LAGUNA BEACH
ACCOUNT NUMBERPage 16 of 26
October 1, 2022 to October 31, 2022

ASSET DETAIL (continued)

Security Description	Shares/Face Amt	Price	Market Value	Tax Cost	Unrealized Gain/Loss	Percent of Total Portfolio	Estimated Annual Income	Estimated Current Yield
Poppy Bk Santa Rosa Calif - 73319FAF6 C D 1.100 03/18/2025	250,000.000	91.8390	229,597.50	250,000.00	-20,402.50	0.2	2,750.00	1.20
Precision Castparts Corp - 740189AM7 3.250 06/15/2025	1,000,000.000	96.0140	960,140.00	1,111,780.00	-151,640.00	0.9	32,500.00	3.38
Raymond James Bk Natl Assn ST - 75472RAE1 C D 2.000 08/23/2024	250,000.000	95.3640	238,410.00	250,000.00	-11,590.00	0.2	5,000.00	2.10
State Bk India New York Ny - 856285JQ5 C D 2.900 03/06/2023	250,000.000	99.6550	249,137.50	250,000.00	-862.50	0.2	7,250.00	2.91
Synchrony Bk Retail - 87165FZD9 C D 1.450 04/17/2025	250,000.000	92.4480	231,120.00	250,000.00	-18,880.00	0.2	3,625.00	1.57
Texas Exchange Bk Crowley - 88241THJ2 C D 1.000 06/13/2025	250,000.000	90.8290	227,072.50	250,000.00	-22,927.50	0.2	2,500.00	1.10
Toyota Motor Credit Corp - 89236TGT6 Medium Term Note 1.800 02/13/2025	1,066,000.000	93.1910	993,416.06	1,059,284.20	-65,868.14	0.9	19,188.00	1.93
Toyota Motor Credit Corp - 89236TEL5 Medium Term Note 2.700 01/11/2023	1,000,000.000	99.6560	996,560.00	1,000,000.00	-3,440.00	0.9	27,000.00	2.71

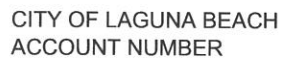
CITY OF LAGUNA BEACH
ACCOUNT NUMBER: IPage 17 of 26
October 1, 2022 to October 31, 2022**ASSET DETAIL (continued)**

Security Description	Shares/Face Amt	Price	Market Value	Tax Cost	Unrealized Gain/Loss	Percent of Total Portfolio	Estimated Annual Income	Estimated Current Yield
Webbank Salt Lake City Utah - 947547NT8 C D 1.000 12/30/2024	250,000.000	92.4170	231,042.50	250,000.00	-18,957.50	0.2	2,500.00	1.08
Wells Fargo Bk N A Sioux Falls - 949763D60 C D 2.700 06/10/2024	250,000.000	96.9790	242,447.50	250,000.00	-7,552.50	0.2	6,750.00	2.78
Wells Fargo Natl Bk West - 949495BF1 C D 1.750 03/06/2023	250,000.000	99.2600	248,150.00	250,000.00	-1,850.00	0.2	4,375.00	1.76
3M Company - 88579YAV3 Medium Term Note 2.250 09/19/2026	1,000,000.000	90.1820	901,820.00	972,940.00	-71,120.00	0.8	22,500.00	2.49
Total Corporate Issues			\$21,244,451.66	\$22,765,183.35	-\$1,520,731.69	20.0	\$423,958.00	
Foreign Issues								
International Bank M T N - 459058JL8 0.500 10/28/2025	1,000,000.000	88.7030	887,030.00	998,870.00	-111,840.00	0.8	5,000.00	0.56
International Bank M T N - 459058JS3 0.650 02/10/2026	1,000,000.000	85.9180	859,180.00	1,000,000.00	-140,820.00	0.8	6,500.00	0.76
Total Foreign Issues			\$1,746,210.00	\$1,998,870.00	-\$252,660.00	1.6	\$11,500.00	

CITY OF LAGUNA BEACH
ACCOUNT NUMBERPage 18 of 26
October 1, 2022 to October 31, 2022

ASSET DETAIL (continued)

Security Description	Shares/Face Amt	Price	Market Value	Tax Cost	Unrealized Gain/Loss	Percent of Total Portfolio	Estimated Annual Income	Estimated Current Yield
Taxable Municipal Issues								
Arcadia Calif Pension Oblig Taxable - 039063AC6 Bds 2020 Ca 0.833 12/01/2023 Taxable	500,000.000	95.8870	479,435.00	500,000.00	-20,565.00	0.5	4,165.00	0.87
California ST Dept Wtr Res Cent Vy - 13067WST0 Proj Rev Taxable Sys Bds Be 0.255 12/01/2023 Taxable	1,000,000.000	95.0850	950,850.00	978,900.00	-28,050.00	0.9	2,550.00	0.27
Chino Ca Pub Fing Auth Rev Loc Agy - 169548FL3 Ref Bds 2021 A 1.453 09/01/2025 Taxable	400,000.000	90.3810	361,524.00	406,048.00	-44,524.00	0.3	5,812.00	1.61
Covina Ca Pension Oblig Taxable - 223047AD3 Bds 0.979 08/01/2025 Taxable	505,000.000	89.8350	453,666.75	505,000.00	-51,333.25	0.4	4,943.95	1.09
Folsom Cordova Ca Uni Sch Dist - 34440PCM1 Taxable Go Ref Bds 2020 B 3.000 10/01/2024 Taxable	820,000.000	96.7480	793,333.60	891,610.60	-98,277.00	0.7	24,600.00	3.10
Huntington Beach Calif Pub Fing Auth - 446216HJ5 Rev Taxable Lease Ref Bds 2020 B Ca 0.943 05/01/2025 Taxable	300,000.000	90.8430	272,529.00	300,000.00	-27,471.00	0.3	2,829.00	1.04
La Quinta Calif Redev Agy Successor - 50420BDE9 Agy Tax Alloc Ref Taxable Bds Ca 1.168 09/01/2025 Taxable	1,000,000.000	89.4640	894,640.00	1,005,030.00	-110,390.00	0.8	11,680.00	1.31
Los Angeles Calif Mun Impt Corp - 544587Y44 Lease Rev Taxable Ref Bds 2020 C Ca 0.890 11/01/2024 Taxable	250,000.000	91.9120	229,780.00	250,000.00	-20,220.00	0.2	2,225.00	0.97



Security Description

Security Description										
Shares/Face Amt				Price	Market Value	Tax Cost	Unrealized Gain/Loss	Percent of Total Portfolio	Estimated Annual Income	Estimated Current Yield
Manhattan Beach Ca Pension Oblig - 562784AF5										
Taxable Bds										
1.186	01/01/2026	Taxable								
			150,000.000	88.8320	133,248.00	150,000.00	-16,752.00	0.1	1,779.00	1.33
Modesto Ca Wastewater Rev Taxable - 607802BZ7										
Ref Bds 2020A										
0.835	11/01/2024	Taxable								
			1,000,000.000	92.6660	926,660.00	1,003,320.00	-76,660.00	0.9	8,350.00	0.90
San Buenaventura Ca Wastewater - 797053AZ8										
Rev Taxable Ref Bds 2020										
0.902	01/01/2025	Taxable								
			500,000.000	91.7740	458,870.00	504,010.00	-45,140.00	0.4	4,510.00	0.98
San Jose Ca Fing Auth Leaserev - 798153NX6										
Taxable Bds 2020 B										
1.220	06/01/2025	Taxable								
			1,055,000.000	90.9530	959,554.15	1,063,070.75	-103,516.60	0.9	12,871.00	1.34
Tamalpais Calif Un High Sch Dist - 874857KU8										
Taxable Go Ref Bds 2021 Ca										
0.505	08/01/2025	Taxable								
			500,000.000	89.2970	446,485.00	500,000.00	-53,515.00	0.4	2,525.00	0.57
Yosemite Ca Cmnty College Dist - 987388GL3										
Taxable Go Ref Bds 2020B										
0.804	08/01/2024	Taxable								
			750,000.000	93.2560	699,420.00	752,317.50	-52,897.50	0.7	6,030.00	0.86
Total Taxable Municipal Issues					\$8,059,995.50	\$8,809,306.85	-\$749,311.35	7.6	\$94,869.95	
Total Taxable Bonds					\$105,382,712.36	\$117,414,640.20	-\$12,031,927.84	99.1	\$1,348,257.95	
Total Assets					\$106,369,522.36	\$118,396,781.59	-\$12,027,259.23	100.0	\$1,372,489.89	
Estimated Current Yield										1.29

CITY OF LAGUNA BEACH
ACCOUNT NUMBER:Page 20 of 26
October 1, 2022 to October 31, 2022

ASSET DETAIL MESSAGES

Time of trade execution and trading party (if not disclosed) will be provided upon request.

Publicly traded assets are valued in accordance with market quotations or valuation methodologies from financial industry services believed by us to be reliable. Assets that are not publicly traded may be reflected at values from other external sources. Assets for which a current value is not available may be reflected at a previous value or as not valued, at par value, or at a nominal value. Values shown do not necessarily reflect prices at which assets could be bought or sold. Values are updated based on internal policy and may be updated less frequently than statement generation.

Estimated Current Yield and Estimated Annual Income are estimates provided for informational purposes only and should not be relied on for making investment, trading, or tax decisions. The estimates may not represent the actual value earned by your investments and they provide no guarantee of what your investments may earn in the future.

CITY OF LAGUNA BEACH
ACCOUNT NUMBER:Page 21 of 26
October 1, 2022 to October 31, 2022

TRANSACTION DETAIL

Date Posted	Activity	Description	Cash	Tax Cost
Beginning Balance 10/01/2022			\$0.00	\$118,396,781.59
10/03/22	Cash Disbursement	Cash Disbursement Paid To City Of Laguna Beach ACH Transfer To Checking	-15,013.36	
10/03/22	Asset Income	Interest Earned On Folsom Cordova Ca 3.000% 10/01/24 0.015 USD/\$1 Pv On 820,000 Par Value Due 10/1/22	12,300.00	
10/03/22	Asset Income	Interest Earned On Greenstate Cr C D 1.050% 10/15/26 0.000863 USD/\$1 Pv On 250,000 Par Value Due 10/1/22	215.75	
10/03/22	Asset Income	Interest Earned On Live Oak Bkg Co C D 1.700% 8/28/24 0.001397 USD/\$1 Pv On 250,000 Par Value Due 10/1/22	349.32	
10/03/22	Asset Income	Interest Earned On Discover Bk C D 1.550% 4/02/25 0.007771 USD/\$1 Pv On 250,000 Par Value Due 10/2/22	1,942.81	
10/03/22	Asset Income	Interest Earned On Texas Exchange C D 1.000% 6/13/25 0.000822 USD/\$1 Pv On 250,000 Par Value Due 10/2/22	205.48	
10/06/22	Cash Disbursement	Cash Disbursement Paid To City Of Laguna Beach ACH Transfer To Checking	-698.63	
10/06/22	Asset Income	Interest Earned On Eaglebank C D 1.650% 3/06/23 0.001356 USD/\$1 Pv On 250,000 Par Value Due 10/6/22	339.04	
10/06/22	Asset Income	Interest Earned On Wells Fargo Natl C D 1.750% 3/06/23 0.001438 USD/\$1 Pv On 250,000 Par Value Due 10/6/22	359.59	
10/11/22	Cash Disbursement	Cash Disbursement Paid To City Of Laguna Beach ACH Transfer To Checking	-3,496.57	
10/11/22	Asset Income	Interest Earned On Merrick Bk C D 2.150% 8/09/24 0.001767 USD/\$1 Pv On 250,000 Par Value Due 10/9/22	441.78	

CITY OF LAGUNA BEACH
ACCOUNT NUMBER:Page 22 of 26
October 1, 2022 to October 31, 2022

TRANSACTION DETAIL (continued)


Date Posted	Activity	Description	Cash	Tax Cost
10/11/22	Asset Income	Interest Earned On F H L B Deb 1.500% 12/10/26 0.00125 USD/\$1 Pv On 2,000,000 Par Value Due 10/10/22	2,500.00	
10/11/22	Asset Income	Interest Earned On Wells Fargo Bk C D 2.700% 6/10/24 0.002219 USD/\$1 Pv On 250,000 Par Value Due 10/10/22	554.79	
10/12/22	Cash Disbursement	Cash Disbursement Paid To City Of Laguna Beach ACH Transfer To Checking	-3,210.00	
10/12/22	Asset Income	Interest Earned On Massmutual Gbl Mtn 0.600% 4/12/24 0.003 USD/\$1 Pv On 1,070,000 Par Value Due 10/12/22	3,210.00	
10/13/22	Cash Disbursement	Cash Disbursement Paid To City Of Laguna Beach ACH Transfer To Checking	-3,634.93	
10/13/22	Asset Income	Interest Earned On Dollar Bk Fed C D 2.900% 4/13/23 0.01454 USD/\$1 Pv On 250,000 Par Value Due 10/13/22	3,634.93	
10/17/22	Cash Disbursement	Cash Disbursement Paid To City Of Laguna Beach ACH Transfer To Checking	-8,085.96	
10/17/22	Asset Income	Interest Earned On Comenity Capital C D 2.800% 4/15/24 0.002301 USD/\$1 Pv On 250,000 Par Value Due 10/15/22	575.34	
10/17/22	Asset Income	Interest Earned On F H L B Deb 0.520% 10/15/25 0.0026 USD/\$1 Pv On 2,000,000 Par Value Due 10/15/22	5,200.00	
10/17/22	Asset Income	Interest Earned On Mountain Amer C D 2.400% 11/30/22 0.001973 USD/\$1 Pv On 250,000 Par Value Due 10/15/22	493.15	
10/17/22	Asset Income	Interest Earned On Synchrony Bk C D 1.450% 4/17/25 0.00727 USD/\$1 Pv On 250,000 Par Value Due 10/17/22	1,817.47	

CITY OF LAGUNA BEACH
ACCOUNT NUMBER:Page 23 of 26
October 1, 2022 to October 31, 2022**TRANSACTION DETAIL (continued)**

Date Posted	Activity	Description	Cash	Tax Cost
10/18/22	Cash Disbursement	Cash Disbursement Paid To City Of Laguna Beach ACH Transfer To Checking	-226.03	
10/18/22	Asset Income	Interest Earned On Poppy Bk Santa C D 1.100% 3/18/25 0.000904 USD/\$1 Pv On 250,000 Par Value Due 10/18/22	226.03	
10/20/22	Cash Disbursement	Cash Disbursement Paid To City Of Laguna Beach ACH Transfer To Checking	-5,926.03	
10/20/22	Asset Income	Interest Earned On Crescent Bank C D 1.100% 3/20/25 0.000904 USD/\$1 Pv On 250,000 Par Value Due 10/20/22	226.03	
10/20/22	Asset Income	Interest Earned On F F C B Deb 1.140% 10/20/26 0.0057 USD/\$1 Pv On 1,000,000 Par Value Due 10/20/22	5,700.00	
10/24/22	Cash Disbursement	Cash Disbursement Paid To City Of Laguna Beach ACH Transfer To Checking	-15,800.00	
10/24/22	Asset Income	Interest Earned On F F C B Deb 0.530% 10/22/25 0.00265 USD/\$1 Pv On 2,000,000 Par Value Due 10/22/22	5,300.00	
10/24/22	Asset Income	Interest Earned On Bank Of Ny Mtn 2.100% 10/24/24 0.0105 USD/\$1 Pv On 1,000,000 Par Value Due 10/24/22	10,500.00	
10/25/22	Cash Disbursement	Cash Disbursement Paid To City Of Laguna Beach ACH Transfer To Checking	-226.03	
10/25/22	Asset Income	Interest Earned On Adirondack Bank C D 1.100% 3/25/25 0.000904 USD/\$1 Pv On 250,000 Par Value Due 10/25/22	226.03	
10/27/22	Cash Disbursement	Cash Disbursement Paid To City Of Laguna Beach ACH Transfer To Checking	-226.03	



CITY OF LAGUNA BEACH
ACCOUNT NUMBER:

20997
00- -M -UC-UU -305-04
0221011-00-04007-04


Page 24 of 26
October 1, 2022 to October 31, 2022

TRANSACTION DETAIL (continued)

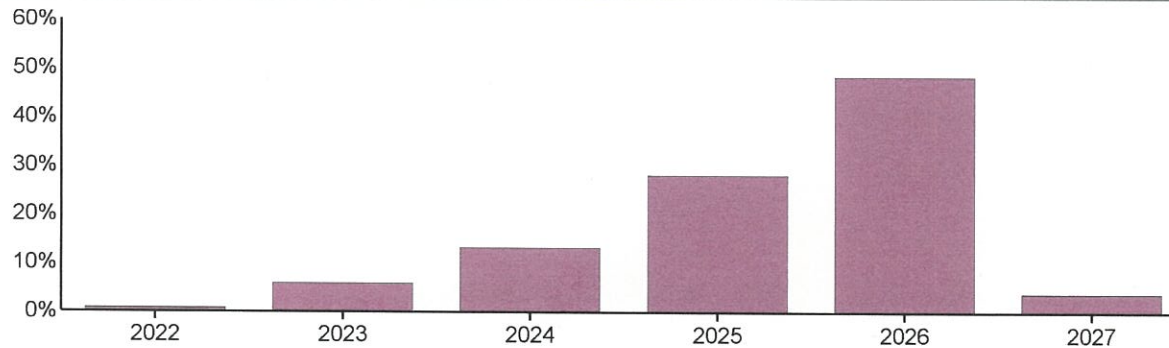
Date Posted	Activity	Description	Cash	Tax Cost
10/27/22	Asset Income	Interest Earned On Border ST Bk C D 1.100% 3/27/25 0.000904 USD/\$1 Pv On 250,000 Par Value Due 10/27/22	226.03	
10/28/22	Cash Disbursement	Cash Disbursement Paid To City Of Laguna Beach ACH Transfer To Checking	-17,500.00	
10/28/22	Asset Income	Interest Earned On F H L B Deb 3.000% 4/28/27 0.015 USD/\$1 Pv On 1,000,000 Par Value Due 10/28/22	15,000.00	
10/28/22	Asset Income	Interest Earned On Intl Bk M T N 0.500% 10/28/25 0.0025 USD/\$1 Pv On 1,000,000 Par Value Due 10/28/22	2,500.00	
10/31/22	Asset Income	Interest Earned On Pacific Westn Bk C D 1.250% 4/30/25 0.006267 USD/\$1 Pv On 250,000 Par Value Due 10/30/22	1,566.78	
10/31/22	Cash Disbursement	Cash Disbursement Paid To City Of Laguna Beach ACH Transfer To Checking	-15,060.89	
10/31/22	Asset Income	Interest Earned On F H L B Deb 1.150% 4/29/26 0.00575 USD/\$1 Pv On 1,420,000 Par Value Due 10/29/22	8,165.00	
10/31/22	Asset Income	Interest Earned On New York Life 0.900% 10/29/24 0.0045 USD/\$1 Pv On 1,000,000 Par Value Due 10/29/22	4,500.00	
10/31/22	Asset Income	Interest Earned On Lakeside Bk C D 1.400% 3/31/25 0.001151 USD/\$1 Pv On 250,000 Par Value Due 10/30/22	287.67	
10/31/22	Asset Income	Interest Earned On Nicolet Natl C D 1.400% 3/31/25 0.001189 USD/\$1 Pv On 250,000 Par Value Due 10/30/22	297.26	
10/31/22	Asset Income	Interest Earned On Pacific C D 1.150% 3/31/25 0.000977 USD/\$1 Pv On 250,000 Par Value Due 10/30/22	244.18	
Ending Balance 10/31/2022			\$0.00	\$118,396,781.59



CITY OF LAGUNA BEACH
ACCOUNT NUMBER:

Page 25 of 26
October 1, 2022 to October 31, 2022

BOND SUMMARY



	Par Value	Market Value	Percentage of Category
MATURITY			
2022	750,000.00	749,427.50	0.71
2023	6,250,000.00	6,094,692.50	5.79
2024	14,640,000.00	13,855,705.20	13.15
2025	33,076,000.00	29,633,862.46	28.13
2026	58,070,000.00	51,004,089.70	48.39
2027	4,500,000.00	4,044,935.00	3.83
Total of Category	\$117,286,000.00	\$105,382,712.36	100.00

MOODY'S RATING

Aaa	80,220,000.00	71,256,707.20	67.62
Aa1	2,000,000.00	1,845,760.00	1.75
Aa2	3,570,000.00	3,312,483.60	3.14
Aa3	2,125,000.00	1,960,410.75	1.86
A1	4,066,000.00	3,836,496.06	3.64
A2	2,000,000.00	1,822,340.00	1.73
A3	2,000,000.00	1,927,880.00	1.83



CITY OF LAGUNA BEACH
ACCOUNT NUMBER:

20997
00- -M -UC-UU -305-04
0221011-00-04007-04



Page 26 of 26
October 1, 2022 to October 31, 2022

BOND SUMMARY (continued)

	Par Value	Market Value	Percentage of Category
WR	3,950,000.00	3,479,147.00	3.30
N/A	12,605,000.00	11,460,325.25	10.87
NOT RATED	4,750,000.00	4,481,162.50	4.26
Total of Category	\$117,286,000.00	\$105,382,712.36	100.00

S&P RATING

AAA	3,650,000.00	3,309,743.00	3.14
AA+	71,740,000.00	63,813,885.80	60.55
AA	4,760,000.00	4,392,943.90	4.17
AA-	2,070,000.00	1,917,753.60	1.82
A+	4,066,000.00	3,751,386.06	3.56
A	2,000,000.00	1,914,900.00	1.82
A-	3,000,000.00	2,780,020.00	2.64
N/A	19,500,000.00	17,306,260.00	16.42
NOT RATED	6,500,000.00	6,195,820.00	5.88
Total of Category	\$117,286,000.00	\$105,382,712.36	100.00

BOND SUMMARY MESSAGES

Data contained within this section excluded Mutual Funds, Exchange Traded Funds, and Closed-Ended Funds.

Glossary

Accretion - The accumulation of the value of a discounted bond until maturity.

Adjusted Prior Market Realized Gain/Loss - The difference between the proceeds and the Prior Market Value of the transaction.

Adjusted Prior Market Unrealized Gain/Loss - The difference between the Market Value and the Adjusted Prior Market Value.

Adjusted Prior Market Value - A figure calculated using the beginning Market Value for the fiscal year, adjusted for all asset related transactions during the period, employing an average cost methodology.

Amortization - The decrease in value of a premium bond until maturity.

Asset - Anything owned that has commercial exchange value. Assets may consist of specific property or of claims against others, in contrast to obligations due to others (liabilities).

Bond Rating - A measurement of a bond's quality based upon the issuer's financial condition. Ratings are assigned by independent rating services, such as Moody's, or S&P, and reflect their opinion of the issuer's ability to meet the scheduled interest and principal repayments for the bond.

Cash - Cash activity that includes both income and principal cash categories.

Change in Unrealized Gain/Loss - Also reported as Gain/Loss in Period in the Asset Detail section.

This figure shows the market appreciation (depreciation) for the current period.

Cost Basis (Book Value) - The original price of an asset, normally the purchase price or appraised value at the time of acquisition. Book Value method maintains an average cost for each asset.

Cost Basis (Tax Basis) - The original price of an asset, normally the purchase price or appraised value at the time of acquisition. Tax Basis uses client determined methods such as Last-In-First-Out (LIFO), First-In-First-Out (FIFO), Average, Minimum Gain, and Maximum Gain.

Ending Accrual - (Also reported as Accrued Income) Income earned but not yet received, or expenses incurred but not yet paid, as of the end of the reporting period.

Estimated Annual Income - The amount of income a particular asset is anticipated to earn over the next year. The shares multiplied by annual income rate.

Estimated Current Yield - The annual rate of return on an investment expressed as a percentage. For stocks, yield is calculated by taking the annual dividend payments divided by the stock's current share price. For bonds, yield is calculated by the coupon rate divided by the bond's market price.

Ex-Dividend Date - (Also reported as Ex-Date) For stock trades, the person who owns the security on the ex-dividend date will earn the dividend, regardless of who currently owns the stock.

Income Cash - A category of cash comprised of ordinary earnings derived from investments, usually dividends and interest.

Market Value - The price per unit multiplied by the number of units.

Maturity Date - The date on which an obligation or note matures.

Payable Date - The date on which a dividend, mutual fund distribution, or interest on a bond will be made.

Principal Cash - A category of cash comprised of cash, deposits, cash withdrawals and the cash flows generated from purchases or sales of investments.

Realized Gain/Loss Calculation - The Proceeds less the Cost Basis of a transaction.

Settlement Date - The date on which a trade settles and cash or securities are credited or debited to the account.

Trade Date - The date a trade is legally entered into.

Unrealized Gain/Loss - The difference between the Market Value and Cost Basis at the end of the current period.

Yield on/at Market - The annual rate of return on an investment expressed as a percentage. For stocks, yield is calculated by the annual dividend payments divided by the stock's current share price. For bonds, yield is calculated by the coupon rate divided by the bond's market price.

The terms defined in this glossary are only for use when reviewing your account statement. Please contact your Relationship Manager with any questions.