

CITY OF LAGUNA BEACH INVESTMENT REPORT MAY 2023

BACKGROUND

The City Council delegated the investment authority to the City Treasurer and directed her to prepare a monthly report for the investments in accordance with the Investment Policy and California Government Code 53646. Accordingly, the report (Attachment 1) is presented at a public meeting and is available to the public on the City of Laguna Beach website. The transaction history required by California law is provided in the Custodian Statement (Attachment 2).

DISCUSSION

At May 31, 2023, Cash and Investments totaled \$171 million dollars. During May the portfolio increased \$600,000 dollars due primarily to the receipt of property taxes that were partially offset with budgeted operating expenses. The City Treasurer certified that the month-end portfolio complied with the Investment Policy and that there was sufficient liquidity to meet the City's forecasted expenditures for the next six months.

The federal government has rapidly increased interest rates since 2022. Consequently, investments purchased at lower interest rates have a holding value that was less than par but will return the principle when they mature and are very safe, high quality investments. Interest was earned based on the stated rates that reflected the market rate on the day of purchase. The dramatic interest rate increase can be seen in the City's benchmark 2-year treasury bill that was 0.78% at the start of January 2022 but was 4.4% at the end of May 2023. Generally Accepted Accounting Principles require that investments must be marked-to-market value in the Annual Comprehensive Financial Report. The resulting accounting adjustment will not impact operations, budget or cash.

The Investment Policy encourages a Buy and Hold investment strategy and has the following objectives, in order of priority.

Safety: The highest priority objective was achieved by investing in high quality securities that will return the invested principle when they mature. Investments included Federal Agency securities, the California pooled investment fund (LAIF), medium-term corporate notes or Municipal Bonds rated A or better, Certificates of Deposit and certain supranational securities with a AAA ratings.

Liquidity: Adequate funds were invested in the Local Agency Investment Fund for anticipated cash flows.

Yield: The average yield on May purchases was 5.2% but increased yields were offset by the lower yielding securities that were purchased when the market had lower interest rates. The Local Agency Investment Fund with same day liquidity had an average yield of 2.99%. The blended average yield for the entire portfolio was 1.95%. The benchmark 2-year T-Bill was 4.4% at month end.

Attachment 1

**May 2023
Monthly Investment Report**

City of Laguna Beach
City Treasurer Monthly Report - Unaudited
For the Month of May 2023

Cash Activity for the Month

Cash and investments, beginning of month	\$	170,440,502.32
Cash receipts		9,654,503.12
Cash disbursements		(9,186,022.89)
Cash and investments, end of month	\$	<u>170,908,982.55</u>

Cash and Investment Portfolio at Month-End

	Current Year				Prior Year Cost
	Fair Value	Cost	Pct. of Total	Avg. Return	
Long-term marketable securities					
Federal agency securities	\$ 80,057,737.20	\$ 87,843,240.00	51%	1.26%	\$ 83,841,275.33
Medium-term corporate notes	10,144,069.12	9,905,488.20	6%	1.64%	14,015,183.35
Certificates of Deposit - Insured	6,898,090.00	7,250,000.00	4%	2.61%	5,500,000.00
Municipal bonds	6,759,334.45	7,330,406.85	4%	1.28%	8,809,306.85
Supranational security	1,810,080.00	1,998,870.00	1%	0.64%	1,998,870.00
Subtotal	<u>105,669,310.77</u>	<u>114,328,005.05</u>	67%	1.37%	<u>114,164,635.53</u>
Short-term marketable securities					
State Local Agency Investment Fund (LAIF)	39,078,476.93	39,078,476.93	23%	2.99%	22,061,717.90
Federal agency securities	3,954,010.00	3,998,040.00	2%	3.35%	-
Medium-term corporate notes & Commercial Paper	3,981,310.60	5,099,295.15	3%	2.60%	3,963,401.39
Municipal bonds	1,463,245.00	1,478,900.00	1%	0.45%	713,819.80
Certificates of Deposit - Insured	3,227,901.80	3,245,000.00	2%	4.72%	2,750,000.00
Supranational security	-	-	0%	N.D.	-
Subtotal	<u>51,704,944.33</u>	<u>52,899,712.08</u>	31%	3.02%	<u>29,488,939.09</u>
Savings, checking and change funds					
Savings accounts	524,671.32	524,671.32	0%	1.37%	584,273.46
Checking accounts	1,732,797.40	1,732,797.40	1%	Allowance (a).	2,473,727.25
Transfer from custodian in transit	-	-	0%	0.00%	-
Petty cash/change funds	9,600.00	9,600.00	0%	0.00%	5,600.00
Subtotal	<u>2,267,068.72</u>	<u>2,267,068.72</u>	1%	N.D.	<u>3,063,600.71</u>
US Bank Escrow - Money Market Fund	-	-	0%	0.00%	4.67
LAIF - Tax-exempt bond proceeds	27,568.07	27,568.07	0%	2.99%	27,098.10
Trustee-held assessment district funds	358,280.75	358,280.75	0%	2.99%	385,595.69
Total cash and marketable securities	160,027,172.64	169,880,634.67	99%		147,129,873.79
Assessment district bonds/loans	Not	711,993.00	0%	2.12%	817,993.00
Essential employee loan program (b).	Available	316,354.88	0%	2.27%	335,439.00
Total		\$ 170,908,982.55	100%		\$ 148,283,305.79

(a). The earnings allowance credit applies to funds held by Bank of America and partially offset the bank fees.

(b). Accumulated balance from loan schedules that were not agreed to the City General Ledger.

(c). City financed assessment districts are reported as investments above. The \$268,000 cash loaned to the districts is also reported above.

Cash and Investment Custody

	Fair Value	Cost Per		
		General Ledger	Bank	
US Bank Custody	\$ 118,295,778.17	\$ 128,149,240.20	128,149,240.20	\$ 121,341,861.39
California Local Agency Investment Fund	39,106,045.00	39,106,045.00	39,106,045.00	22,088,816.00
Bank of New York Trustee	358,280.75	358,280.75	359,544.62	385,595.69
US Bank Escrow	0.00	0.00	-	0.00
Bank of America	2,257,468.72	2,257,468.72	4,186,487.08	3,058,000.71
Banc of California	0.00	0.00	0.00	250,000.00
Internal change funds	9,600.00	9,600.00	-	5,600.00
Assessment district and essential employee bonds/loans	Not	1,028,347.88	Not Applicable	1,153,432.00
Total	Available	\$ 170,908,982.55		\$ 148,283,305.79

City of Laguna Beach
Investment Portfolio Detail - Unaudited
May 31, 2023

Investment Type	Rating	Par Value	Fair Value (a)	Purchase Price	Premium (Discount)	Purchase or Dated	Maturity Date	Coupon Rate	Purchase Yield (b)	Current Yield (a)	Days to Maturity
(1) State Investment Pool (LAIF) (a)	NR	\$ 39,078,476.93	\$ 39,078,476.93	\$ 39,078,476.93	\$ -		Today	2.99%	2.99%	2.99%	Today
(2) LAIF Bond Proceeds (a)	NR	27,568.07	27,568.07	27,568.07	-		Today	2.99%	2.99%	2.99%	Today
(3) Agency Federal Home Loan Bank	AA+	1,000,000.00	985,870.00	1,000,000.00	-	05/24/22	11/24/23	2.50%	2.50%	2.54%	177
(4) Muni Arcadia Revenue Bond Pension Txb	AAA	500,000.00	488,445.00	500,000.00	-	11/12/20	12/01/23	0.83%	0.83%	0.85%	184
(5) Muni St of Ca Dept of Water	AAA	1,000,000.00	974,800.00	978,900.00	(21,100.00)	03/11/22	12/01/23	0.26%	1.50%	0.26%	184
(6) CD Citibank NA	NR	250,000.00	247,617.50	250,000.00	-	12/21/18	12/21/23	3.55%	3.55%	3.58%	204
(7) Agency Federal Home Loan Bank	AA+	1,000,000.00	974,310.00	998,040.00	(1,960.00)	12/22/21	12/22/23	0.63%	0.72%	0.64%	205
(8) Corp Apple	AA+	1,000,000.00	987,020.00	1,013,140.00	13,140.00	05/08/19	02/09/24	3.00%	2.69%	3.04%	254
(9) Corp Home Depot	A	1,000,000.00	991,290.00	989,600.00	(10,400.00)	12/14/22	02/15/24	3.75%	4.67%	3.79%	260
(10) Agency Federal Home Loan Bank	AA+	1,000,000.00	994,990.00	1,000,000.00	-	02/28/23	02/26/24	5.00%	5.00%	5.02%	271
(11) Corp John Deere Capital Corp	A	1,000,000.00	978,390.00	1,023,500.00	23,500.00	09/20/19	03/07/24	2.60%	2.05%	2.66%	281
(12) CD State Bank of India	NR	250,000.00	249,940.00	250,000.00	-	03/22/23	03/21/24	5.35%	5.35%	5.35%	295
(13) CD American Express National Bank	NR	250,000.00	249,940.00	250,000.00	-	03/22/23	03/21/24	5.35%	5.35%	5.35%	295
(14) CD Bank of Blue Valley	NR	245,000.00	244,544.30	245,000.00	-	03/28/23	03/28/24	5.15%	5.16%	5.15%	302
(15) CD Comerica Bank	NR	250,000.00	249,737.50	250,000.00	-	03/30/23	03/28/24	5.25%	5.25%	5.26%	302
(16) CD Zions Bancorporation N.A.	NR	250,000.00	249,937.50	250,000.00	-	03/31/23	03/28/24	5.35%	5.35%	5.35%	302
(17) CD Central Valley Community Bank	NR	250,000.00	249,630.00	250,000.00	-	03/31/23	03/29/24	5.15%	5.15%	5.16%	303
(18) CD BMO Harris Bank NA	NR	250,000.00	249,500.00	250,000.00	-	03/31/23	04/01/24	5.10%	5.10%	5.11%	306
(19) CD Charles Schwab Bank	NR	250,000.00	250,000.00	250,000.00	-	03/23/23	04/05/24	5.35%	5.35%	5.35%	310
(20) Corp Mass Mutual Global Funding	AA+	1,070,000.00	1,024,610.60	1,060,241.60	(9,758.40)	12/20/21	04/12/24	0.60%	1.00%	0.63%	317
(21) CD Comenity Bank	NR	250,000.00	244,557.50	250,000.00	-	04/15/19	04/15/24	2.80%	2.79%	2.86%	320
(22) Agency Federal Home Loan Bank	AA+	1,000,000.00	998,840.00	1,000,000.00	-	05/09/23	05/09/24	5.25%	5.25%	5.26%	344
(23) Corp IBM	A-	1,000,000.00	976,910.00	1,012,813.55	12,813.55	06/05/19	05/15/24	3.00%	2.72%	3.07%	350
(24) CD Enterprise Bank	NR	250,000.00	243,505.00	250,000.00	-	05/16/19	05/16/24	2.60%	2.60%	2.67%	351
(25) CD Local Government Bank	NR	250,000.00	249,447.50	250,000.00	-	05/17/23	05/17/24	5.15%	5.15%	5.16%	352
(26) CD Mid American Bank	NR	250,000.00	249,545.00	250,000.00	-	05/24/23	05/23/24	5.20%	5.20%	5.21%	358
(27) CD Wells Fargo	NR	250,000.00	243,275.00	250,000.00	-	05/30/19	06/10/24	2.70%	2.70%	2.77%	376
(28) Corp American Honda Finance	A-	1,000,000.00	968,880.00	1,010,000.00	10,000.00	09/20/19	06/27/24	2.40%	2.18%	2.48%	393
(29) Agency Federal Home Loan Bank	AA+	1,000,000.00	993,240.00	1,000,000.00	-	12/28/22	06/28/24	5.13%	5.13%	5.16%	394
(30) CD SouthState Bank National Assn	NR	250,000.00	249,505.00	250,000.00	-	03/30/23	07/01/24	5.20%	5.20%	5.21%	397
(31) Agency Federal Home Loan Bank	AA+	1,000,000.00	948,090.00	1,000,000.00	-	07/12/21	07/12/24	0.52%	0.52%	0.55%	408
(32) Muni Yosemite Community College Txb	AA-	750,000.00	711,952.50	752,317.50	2,317.50	11/04/20	08/01/24	0.80%	0.72%	0.85%	428
(33) CD Merrick Bank	NR	250,000.00	240,717.50	250,000.00	-	08/09/19	08/09/24	2.15%	2.15%	2.23%	436
(34) Agency Federal Home Loan Bank	AA+	1,000,000.00	951,550.00	1,000,000.00	-	02/16/22	08/16/24	1.20%	1.20%	1.26%	443
(35) CD First Foundation Bank	NR	250,000.00	249,220.00	250,000.00	-	05/19/23	08/19/24	5.10%	5.10%	5.12%	446
(36) CD Raymond James Bank NA	NR	250,000.00	240,072.50	250,000.00	-	08/23/19	08/23/24	2.00%	2.00%	2.08%	450
(37) CD Live Oak Banking Company	NR	250,000.00	238,990.00	250,000.00	-	02/28/24	08/28/24	1.70%	1.70%	1.78%	455
(38) CD Morgan Stanley Bank, National Assn	NR	250,000.00	248,852.50	250,000.00	-	03/30/23	09/30/24	5.00%	5.00%	5.02%	488
(39) CD Morgan Stanley Private Bank, National	NR	250,000.00	248,852.50	250,000.00	-	03/30/23	09/30/24	5.00%	5.00%	5.02%	488
(40) Muni Folsom Cordova USD GO Txb1	AA-	820,000.00	797,835.40	891,610.60	71,610.60	11/10/20	10/01/24	3.00%	0.72%	3.08%	489

City of Laguna Beach
Investment Portfolio Detail - Unaudited
May 31, 2023

Page 11 of 17

	Investment Type	Rating	Par Value	Fair Value (a)	Purchase Price	Premium (Discount)	Purchase or Dated	Maturity Date	Coupon Rate	Purchase Yield (b)	Current Yield (a)	Days to Maturity
(41)	Corp Bank of New York Mellon	AA	1,000,000.00	957,370.00	1,000,000.00	-	10/31/19	10/24/24	2.10%	2.10%	2.19%	512
(42)	Corp New York Life Global FDG	AA+	1,000,000.00	944,520.00	1,000,000.00	-	11/03/21	10/29/24	0.90%	0.90%	0.95%	517
(43)	Muni Los Angeles Txbl	AA-	250,000.00	235,030.00	250,000.00	-	08/20/20	11/01/24	0.89%	0.89%	0.95%	520
(44)	Muni Modesto Wstwttr Txbl	AA	1,000,000.00	942,610.00	1,003,320.00	3,320.00	11/10/20	11/01/24	0.84%	0.75%	0.89%	520
(45)	CD Western Alliance Bank	NR	250,000.00	248,997.50	250,000.00	-	05/12/23	11/12/24	5.00%	5.00%	5.07%	531
(46)	Agency Federal Home Loan Bank	AA+	1,000,000.00	940,440.00	1,000,000.00	-	12/02/21	12/02/24	1.05%	1.05%	1.12%	551
(47)	CD Austin Telco	NR	250,000.00	248,802.50	250,000.00	-	12/16/22	12/16/24	5.00%	5.00%	5.02%	565
(48)	CD Workers	NR	250,000.00	248,617.50	250,000.00	-	12/16/22	12/16/24	4.95%	4.95%	4.98%	565
(49)	CD WebBank	NR	250,000.00	233,812.50	250,000.00	-	12/29/21	12/30/24	1.00%	1.00%	1.07%	579
(50)	Muni San Buenaventura Utility	AA	500,000.00	467,930.00	504,010.00	4,010.00	12/17/20	01/01/25	0.90%	0.70%	0.96%	581
(51)	Agency Federal Home Loan Bank	AA+	1,000,000.00	936,470.00	996,470.00	(3,530.00)	01/13/22	01/13/25	1.10%	1.22%	1.17%	593
(52)	Corp Toyota Mtr Credit	A+	1,066,000.00	1,013,041.12	1,059,284.20	(6,715.80)	02/28/22	02/13/25	1.80%	2.02%	1.80%	624
(53)	CD First Technology	NR	250,000.00	248,160.00	250,000.00	-	02/17/23	02/18/25	4.85%	4.85%	4.89%	629
(54)	CD RAIZ	NR	250,000.00	247,955.00	250,000.00	-	02/17/23	02/18/25	4.80%	4.80%	4.84%	629
(55)	CD Poppy Bank	NR	250,000.00	232,060.00	250,000.00	-	03/18/20	03/18/25	1.10%	1.10%	1.18%	657
(56)	CD Crescent Bk & Tr LA	NR	250,000.00	232,010.00	250,000.00	-	03/20/20	03/20/25	1.10%	1.10%	1.18%	659
(57)	CD Adirondack Bank	NR	250,000.00	231,885.00	250,000.00	-	03/25/20	03/25/25	1.10%	1.10%	1.19%	664
(58)	CD Border State Bank	NR	250,000.00	231,837.50	250,000.00	-	03/27/20	03/27/25	1.10%	1.10%	1.19%	666
(59)	CD Lakeside Bank	NR	250,000.00	233,072.50	250,000.00	-	03/30/20	03/31/25	1.40%	1.40%	1.50%	670
(60)	CD Nicolet National Bank	NR	250,000.00	233,072.50	250,000.00	-	03/31/20	03/31/25	1.40%	1.40%	1.50%	670
(61)	CD Pacific Enterprise Bank	NR	250,000.00	231,982.50	250,000.00	-	03/31/20	03/31/25	1.15%	1.15%	1.24%	670
(62)	CD Discover Bank	NR	250,000.00	233,797.50	250,000.00	-	04/02/20	04/02/25	1.45%	1.45%	1.66%	672
(63)	CD Synchrony Bank	NR	250,000.00	233,032.50	250,000.00	-	04/17/20	04/17/25	1.45%	1.45%	1.56%	687
(64)	Agency Federal Farm Credit Bank	AA+	1,000,000.00	991,640.00	1,000,000.00	-	04/21/23	04/21/25	5.25%	5.25%	5.29%	691
(65)	CD Pacific Western Bank	NR	250,000.00	231,842.50	250,000.00	-	04/30/20	04/30/25	1.25%	1.25%	1.35%	700
(66)	Muni Huntington Beh Pub	AA	300,000.00	278,070.00	300,000.00	-	08/12/20	05/01/25	0.94%	0.94%	1.02%	701
(67)	Agency Federal Home Loan Mtg Corp	AA+	1,000,000.00	921,850.00	1,000,000.00	-	05/28/20	05/28/25	0.75%	0.75%	0.81%	728
(68)	CD Texas Exchange Bank	NR	250,000.00	229,527.50	250,000.00	-	04/30/20	06/13/25	1.00%	1.00%	1.09%	744
(69)	Muni San Jose Ca Fin Auth	AA	1,055,000.00	983,217.80	1,063,070.75	8,070.75	10/15/20	06/01/25	1.22%	1.05%	1.31%	732
(70)	Corp Precision Cast/Parts Corp	AA-	1,000,000.00	970,600.00	1,111,780.00	111,780.00	06/26/20	06/15/25	3.25%	0.83%	3.35%	746
(71)	Corp Guardian Life Global Fund	AA+	1,000,000.00	914,800.00	967,460.00	(32,540.00)	02/28/22	06/23/25	1.10%	2.12%	1.20%	754
(72)	Agency Federal Home Loan Bank	AA+	1,000,000.00	927,910.00	1,000,000.00	-	01/18/22	07/18/25	1.20%	1.20%	1.29%	779
(73)	Muni Tamalpais Union High School CA	Aaa	500,000.00	459,080.00	500,000.00	-	08/12/20	08/01/25	0.51%	0.51%	0.55%	793
(74)	Muni Covina CA Pension Oblig Rev Txbl	AA	505,000.00	462,403.25	505,000.00	-	07/28/21	08/01/25	0.98%	0.98%	1.07%	793
(75)	Muni Chino Public Financing Authority	AA	400,000.00	369,116.00	406,048.00	6,048.00	08/12/20	09/01/25	1.45%	1.10%	1.57%	824
(76)	Muni La Quinta Redevelopment	AA	1,000,000.00	915,030.00	1,005,030.00	5,030.00	04/14/21	09/01/25	1.17%	1.05%	1.28%	824
(77)	Agency Federal Home Loan Mtg Corp	AA+	2,000,000.00	1,817,200.00	1,998,460.00	(1,540.00)	10/29/20	09/30/25	0.52%	0.54%	0.57%	853
(78)	Agency Federal Home Loan Bank	AA+	2,000,000.00	1,815,320.00	1,998,500.00	(1,500.00)	10/26/20	10/15/25	0.52%	0.68%	0.57%	868
(79)	Agency Federal Farm Credit Bank	AA+	2,000,000.00	1,814,680.00	1,998,500.00	(1,500.00)	10/23/20	10/22/25	0.52%	0.68%	0.58%	875
(80)	Agency Federal Home Loan Bank	AA+	1,000,000.00	991,360.00	1,000,000.00	-	04/28/23	10/28/25	5.25%	5.25%	5.25%	881
(81)	Supra Intel Bk Recon & Develop	AAA	1,000,000.00	914,950.00	998,870.00	(1,130.00)	10/28/20	10/28/25	0.50%	0.53%	0.55%	881

City of Laguna Beach
Investment Portfolio Detail - Unaudited
May 31, 2023

Page 12 of 17

1,000

	Investment Type	Rating	Par Value	Fair Value (a)	Purchase Price	Premium (Discount)	Purchase or Dated	Maturity Date	Coupon Rate	Purchase Yield (b)	Current Yield (a)	Days to Maturity
(82)	Agency Federal Home Loan Mtg Corp	AA+	1,000,000.00	907,900.00	1,000,000.00	-	11/12/20	11/12/25	0.60%	0.60%	0.66%	896
(83)	Agency Federal Home Loan Mtg Corp	AA+	2,000,000.00	1,813,760.00	2,000,000.00	-	11/25/20	11/25/25	0.60%	0.60%	0.66%	909
(84)	Agency Federal Home Loan Mtg Corp	AA+	2,000,000.00	1,820,360.00	2,000,000.00	-	11/25/20	11/25/25	0.63%	0.63%	0.69%	909
(85)	Agency Federal Home Loan Mtg Corp	AA+	2,000,000.00	1,815,960.00	2,000,000.00	-	11/26/20	11/26/25	0.65%	0.65%	0.72%	910
(86)	Agency Federal Home Loan Mtg Corp	AA+	2,000,000.00	1,809,340.00	2,000,000.00	-	12/01/20	12/01/25	0.62%	0.62%	0.68%	915
(87)	Agency Federal Home Loan Mtg Corp	AA+	1,000,000.00	903,560.00	1,000,000.00	-	12/17/20	12/17/25	0.63%	0.63%	0.69%	931
(88)	Agency Federal Home Loan Bank	AA+	1,000,000.00	903,490.00	1,000,000.00	-	12/18/20	12/18/25	0.63%	0.63%	0.69%	932
(89)	Agency Federal Natl Mtg Assn	AA+	1,000,000.00	903,490.00	1,000,000.00	-	12/18/20	12/18/25	0.63%	0.63%	0.69%	932
(90)	Agency Federal Home Loan Mtg Corp	AA+	1,000,000.00	994,710.00	1,000,000.00	-	03/29/23	12/29/25	5.75%	5.75%	5.78%	943
(91)	Agency Federal Home Loan Mtg Corp	AA+	1,000,000.00	904,340.00	1,000,000.00	-	12/30/20	12/30/25	0.70%	0.70%	0.77%	944
(92)	CD Alliant	NR	250,000.00	249,422.50	250,000.00	-	12/30/22	12/30/25	5.10%	5.10%	5.11%	944
(93)	Muni Manhattan Beach - TXBL	AA	150,000.00	137,059.50	150,000.00	-	05/12/21	01/01/26	1.19%	1.19%	1.30%	946
(94)	Agency Federal Home Loan Bank	AA+	2,000,000.00	1,800,700.00	2,000,000.00	-	01/22/21	01/22/26	0.63%	0.63%	0.69%	967
(95)	Corp JP Morgan Chase Bank	A+	1,000,000.00	875,040.00	1,000,000.00	-	01/22/21	01/22/26	0.70%	0.70%	0.80%	967
(96)	Agency Federal Home Loan Bank	AA+	2,000,000.00	1,801,060.00	2,000,000.00	-	01/28/21	01/28/26	0.65%	0.66%	0.72%	973
(97)	Agency Federal Home Loan Bank	AA+	2,000,000.00	1,798,460.00	2,000,000.00	-	01/29/21	01/29/26	0.60%	0.60%	0.67%	974
(98)	Corp Apple Inc	AA+	800,000.00	727,488.00	798,824.00	(1,176.00)	02/08/21	02/08/26	0.73%	0.70%	0.77%	984
(99)	CD JP Morgan Chase Bank	NR	250,000.00	221,217.50	250,000.00	-	02/09/21	02/09/26	0.55%	0.55%	0.62%	985
(100)	Supra Intel Bk Recon & Develop	AAA	1,000,000.00	895,130.00	1,000,000.00	-	02/10/21	02/10/26	0.65%	0.65%	0.73%	986
(101)	Agency Federal Home Loan Bank	AA+	1,000,000.00	897,270.00	1,000,000.00	-	02/18/21	02/18/26	0.60%	0.60%	0.67%	994
(102)	Agency Federal Home Loan Bank	AA+	1,000,000.00	897,430.00	998,650.00	(1,350.00)	02/24/21	02/24/26	0.63%	0.63%	0.70%	1,000
(103)	Agency Federal Home Loan Bank	AA+	2,000,000.00	1,796,120.00	2,000,000.00	-	02/24/21	02/24/26	0.65%	0.65%	0.72%	1,000
(104)	Agency Federal Home Loan Bank	AA+	2,000,000.00	1,801,160.00	2,000,000.00	-	02/24/21	02/24/26	0.75%	0.75%	0.83%	1,000
(105)	Agency Farmer Mac	AA+	1,000,000.00	899,000.00	1,000,000.00	-	02/25/21	02/25/26	0.69%	0.69%	0.77%	1,001
(106)	Agency Federal Home Loan Bank	AA+	2,000,000.00	1,798,480.00	2,000,000.00	-	02/25/21	02/25/26	0.70%	0.70%	0.78%	1,001
(107)	Agency Federal Home Loan Bank	AA+	1,000,000.00	897,910.00	1,000,000.00	-	02/26/21	02/26/26	0.65%	0.65%	0.72%	1,002
(108)	Agency Federal Farm Credit Bank	AA+	1,000,000.00	898,640.00	1,000,000.00	-	03/03/21	03/03/26	0.79%	0.79%	0.88%	1,007
(109)	Agency Federal Farm Credit Bank	AA+	1,000,000.00	898,450.00	1,000,000.00	-	03/09/21	03/09/26	0.80%	0.80%	0.89%	1,013
(110)	Agency Federal Home Loan Bank	AA+	2,000,000.00	1,796,760.00	2,000,000.00	-	03/10/21	03/10/26	0.80%	0.80%	0.89%	1,014
(111)	Corp Bank of America	A-	1,000,000.00	874,600.00	985,200.00	(14,800.00)	04/01/21	03/10/26	1.05%	1.36%	1.20%	1,014
(112)	Agency Federal Home Loan Bank	AA+	2,000,000.00	1,795,940.00	2,000,000.00	-	03/16/21	03/16/26	0.80%	0.80%	0.89%	1,020
(113)	Agency Federal Farm Credit Bank	AA+	1,000,000.00	931,780.00	1,000,000.00	-	03/18/22	03/18/26	2.15%	2.15%	2.31%	1,022
(114)	Agency Federal Home Loan Bank	AA+	2,000,000.00	1,798,860.00	2,000,000.00	-	03/23/21	03/23/26	0.88%	0.88%	0.97%	1,027
(115)	Agency Federal Home Loan Bank	AA+	1,950,000.00	1,760,148.00	1,950,000.00	-	03/23/21	03/23/26	1.00%	1.00%	1.11%	1,027
(116)	Agency Federal Home Loan Bank	AA+	1,420,000.00	1,280,144.20	1,420,000.00	-	04/29/21	04/29/26	1.15%	1.15%	1.28%	1,064
(117)	Agency Farmer Mac	AA+	1,000,000.00	901,340.00	1,000,000.00	-	05/04/21	05/04/26	0.95%	0.95%	1.05%	1,069
(118)	Agency Farmer Mac	AA+	1,000,000.00	896,480.00	1,000,000.00	-	06/10/21	06/10/26	0.93%	0.93%	1.03%	1,106
(119)	Agency Farmer Mac	AA+	1,000,000.00	895,490.00	983,410.00	(16,590.00)	12/27/21	06/29/26	0.94%	1.32%	1.05%	1,125
(120)	Agency Federal Home Loan Bank	AA+	1,000,000.00	898,510.00	1,000,000.00	-	06/30/21	06/30/26	1.05%	1.05%	1.17%	1,126
(121)	Agency Federal Farm Credit Bank	AA+	1,000,000.00	896,550.00	999,250.00	(750.00)	06/30/21	06/30/26	1.00%	1.00%	1.09%	1,126
(122)	Agency Federal Home Loan Bank	AA+	1,000,000.00	922,040.00	1,000,000.00	-	02/07/22	08/07/26	1.38%	1.38%	1.49%	1,164
(123)	Agency Federal Home Loan Bank	AA+	1,000,000.00	897,720.00	1,000,000.00	-	08/30/21	08/24/26	1.10%	1.10%	1.22%	1,181

City of Laguna Beach
Investment Portfolio Detail - Unaudited
May 31, 2023

	Investment Type	Rating	Par Value	Fair Value (a)	Purchase Price	Premium (Discount)	Purchase or Dated	Maturity Date	Coupon Rate	Purchase Yield (b)	Current Yield (a)	Days to Maturity
(124)	Corp 3M Company	A+	1,000,000.00	920,820.00	972,940.00	(27,060.00)	03/31/22	09/19/26	2.25%	2.90%	2.41%	1,207
(125)	Agency Federal Home Loan Bank	AA+	2,000,000.00	1,784,680.00	2,000,000.00	-	09/17/21	09/17/26	1.00%	1.00%	1.12%	1,205
(126)	CD Goldman Sacs	NR	250,000.00	219,057.50	250,000.00	-	09/29/21	09/29/26	1.05%	1.05%	1.20%	1,217
(127)	Agency Federal Home Loan Bank	AA+	2,000,000.00	1,782,960.00	2,000,000.00	-	09/30/21	09/30/26	1.00%	1.00%	1.12%	1,218
(128)	Agency Federal Home Loan Bank	AA+	1,000,000.00	891,480.00	1,000,000.00	-	09/30/21	09/30/26	1.00%	1.00%	1.12%	1,218
(129)	CD Greenstate	NR	250,000.00	218,442.50	250,000.00	-	10/15/21	10/15/26	1.05%	1.05%	1.20%	1,233
(130)	Agency Federal Farm Credit Bank	AA+	1,000,000.00	894,400.00	1,000,000.00	-	10/20/21	10/20/26	1.14%	1.14%	1.27%	1,238
(131)	Agency Federal Home Loan Bank	AA+	1,000,000.00	898,410.00	1,000,000.00	-	11/16/21	11/16/26	1.40%	1.40%	1.56%	1,265
(132)	Agency Federal Farm Credit Bank	AA+	1,000,000.00	898,940.00	1,000,000.00	-	11/23/21	11/23/26	1.43%	1.43%	1.59%	1,272
(133)	Agency Farmer Mac	AA+	1,000,000.00	894,930.00	1,000,000.00	-	11/23/21	11/23/26	1.30%	1.30%	1.45%	1,272
(134)	Agency Federal Home Loan Bank	AA+	1,000,000.00	894,870.00	1,000,000.00	-	11/24/21	11/24/26	1.30%	1.30%	1.45%	1,273
(135)	Agency Federal Home Loan Bank	AA+	1,000,000.00	901,040.00	1,000,000.00	-	11/24/21	11/24/26	1.50%	1.50%	1.64%	1,273
(136)	Agency Federal Farm Credit Bank	AA+	1,000,000.00	901,890.00	1,000,000.00	-	11/30/21	11/30/26	1.54%	1.54%	1.71%	1,279
(137)	Agency Federal Home Loan Bank	AA+	2,000,000.00	1,801,040.00	2,000,000.00	-	12/10/21	12/10/26	1.50%	1.50%	1.67%	1,289
(138)	Agency Federal Farm Credit Bank	AA+	2,000,000.00	1,805,860.00	2,000,000.00	-	12/14/21	12/14/26	1.60%	1.60%	1.77%	1,293
(139)	Agency Federal Home Loan Bank	AA+	1,000,000.00	901,220.00	1,000,000.00	-	12/17/21	12/17/26	1.55%	1.55%	1.72%	1,296
(140)	Agency Federal Home Loan Bank	AA+	1,000,000.00	901,690.00	1,000,000.00	-	01/14/22	01/14/27	1.50%	1.50%	1.66%	1,324
(141)	Agency Federal Home Loan Bank	AA+	1,000,000.00	905,620.00	1,000,000.00	-	01/28/22	01/28/27	1.65%	1.65%	1.82%	1,338
(142)	Agency Federal Home Loan Bank	AA+	500,000.00	454,365.00	500,000.00	-	01/28/22	01/28/27	1.75%	1.75%	1.93%	1,338
(143)	Agency Federal Home Loan Bank	AA+	1,000,000.00	917,110.00	1,000,000.00	-	02/25/22	02/25/27	2.05%	2.05%	2.23%	1,366
(144)	Agency Federal Home Loan Bank Step	AA+	1,000,000.00	959,800.00	1,000,000.00	-	04/28/22	04/28/27	3.00%	3.00%	3.13%	1,428
(145)	Agency Federal Farm Credit Bank	AA+	1,000,000.00	987,800.00	1,000,000.00	-	12/20/22	12/20/27	5.33%	5.33%	5.40%	1,664
(146)	Agency Federal Home Loan Bank	AA+	1,000,000.00	996,530.00	1,000,000.00	-	05/30/23	05/24/28	5.15%	5.15%	5.17%	1,820
(147)	Total Marketable Securities		\$ 167,137,045.00	\$ 157,401,823.17	\$ 167,255,285.20	\$ 118,240.20	Averages			1.88%	1.95%	1.9
							2 Year Treasury Bill			4.40% yrs		
	Per General Ledger											
(148)	Savings, checking and change funds			\$ 2,267,068.72	\$ 2,267,068.72		(a) Provided by US Bank at month end excluding					
(149)	Trustee-held investments			358,280.75	358,280.75		LAIF and non-negotiable CD.					
(150)	Assessment district and essential employee bonds/loans			Not	1,028,347.88		(b) Provided by Bloomberg at the time of purchase.					
(151)	Total			Available	\$ 170,908,982.55							



**City of Laguna Beach
Investment Report**

May 2023

Honorable Mayor and Members of the City Council,

The requested monthly Investment Report follows. I verify that the investment portfolio is in conformity with California laws and the Laguna Beach Investment Policy which is approved annually by the City Council. The Treasurer's cash management program provides sufficient liquidity to meet expenditure requirements for the next six months.

Respectfully submitted,

Laura Parisi

**Laura Parisi, CPA, CCMT
City Treasurer**

Attachment 2

May 2023

US Bank Custodial Statement with Transaction Detail

**QUESTIONS?**

If you have any questions regarding your account or this statement, please contact your Administrator.

KATHERINE ARTISHON
EP-MN-WS4E
60 LIVINGSTON AVE.
ST PAUL MN 55107
E-mail katherine.artishon@usbank.com

Portfolio Manager:
TS CIN RC #4 - MANUAL
CN-OH-W6TC

ACCOUNT NUMBER**CITY OF LAGUNA BEACH**

This statement is for the period from May 1, 2023 to May 31, 2023



000015320 05 SP 000638488789586 S
CITY OF LAGUNA BEACH
LAURA PARISI
505 FOREST AVENUE
LAGUNA BEACH, CA 92651



TABLE OF CONTENTS

Schedule	Page
Market Value Summary	1
Asset Summary	2
Income Summary	3
Cash Summary	4
Asset Detail	5
Transaction Detail	23
Bond Summary	31

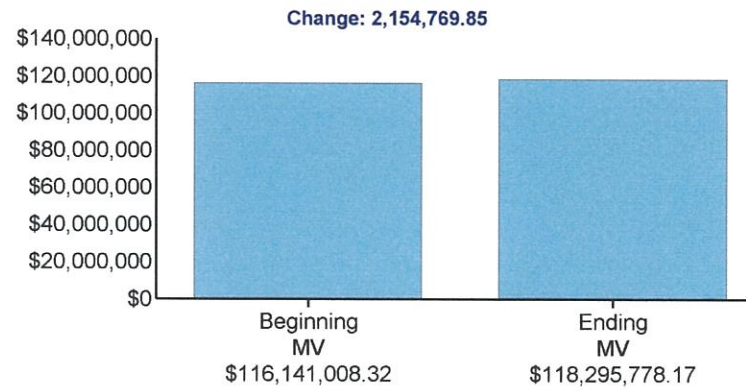


CITY OF LAGUNA BEACH
ACCOUNT NUMBER:

Page 1 of 32
May 1, 2023 to May 31, 2023

MARKET VALUE SUMMARY

	Current Period 05/01/23 to 05/31/23
Beginning Market Value	\$116,141,008.32
Taxable Interest	141,269.64
Cash Receipts	3,001,000.00
Cash Disbursements	-142,269.64
Change in Investment Value	-845,230.15
Ending Market Value	\$118,295,778.17





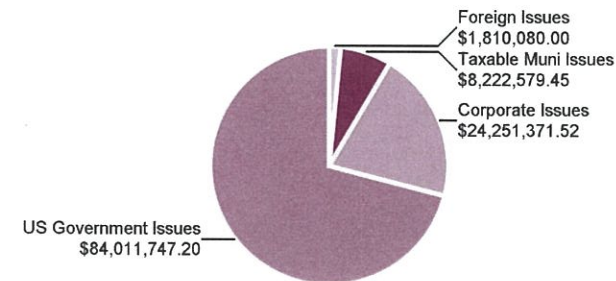
CITY OF LAGUNA BEACH
ACCOUNT NUMBER

Page 2 of 32
May 1, 2023 to May 31, 2023

ASSET SUMMARY

Assets	Current Period Market Value	% of Total	Estimated Annual Income
Cash & Equivalents	0.00	0.00	0.00
Taxable Bonds	118,295,778.17	100.00	1,980,300.45
Total Market Value	\$118,295,778.17	100.00	\$1,980,300.45

Fixed Income Summary





CITY OF LAGUNA BEACH
ACCOUNT NUMBER

Page 3 of 32
May 1, 2023 to May 31, 2023

INCOME SUMMARY

	Income Received Current Period
Taxable Interest	141,269.64
Total Current Period Income	\$141,269.64



CITY OF LAGUNA BEACH
ACCOUNT NUMBER

Page 4 of 32
May 1, 2023 to May 31, 2023

CASH SUMMARY

	Cash
Beginning Cash 05/01/2023	\$0.00
Taxable Interest	141,269.64
Cash Receipts	3,001,000.00
Cash Disbursements	-142,269.64
Purchases	-3,000,000.00
Ending Cash 05/31/2023	\$0.00



CITY OF LAGUNA BEACH
ACCOUNT NUMBER:

Page 5 of 32
May 1, 2023 to May 31, 2023

ASSET DETAIL								
Security Description	Shares/Face Amt	Price	Market Value	Tax Cost	Unrealized Gain/Loss	Percent of Total Portfolio	Estimated Annual Income	Estimated Current Yield
Taxable Bonds								
US Government Issues								
F H L M C M T N - 3134GWUV6 0.520 09/30/2025	2,000,000.000	90.8600	1,817,200.00	1,998,460.00	-181,260.00	1.5	10,400.00	0.57
F H L M C M T N - 3134GXAP9 0.600 11/12/2025	1,000,000.000	90.7900	907,900.00	1,000,000.00	-92,100.00	0.8	6,000.00	0.66
F H L M C M T N - 3134GXDM3 0.620 12/01/2025	2,000,000.000	90.4670	1,809,340.00	2,000,000.00	-190,660.00	1.5	12,400.00	0.68
F H L M C M T N - 3134GXCS1 0.625 11/25/2025	2,000,000.000	91.0180	1,820,360.00	2,000,000.00	-179,640.00	1.5	12,500.00	0.69
F H L M C M T N - 3134GXFV1 0.625 12/17/2025	1,000,000.000	90.3560	903,560.00	1,000,000.00	-96,440.00	0.8	6,250.00	0.69
F H L M C M T N - 3134GXFA7 0.650 11/26/2025	2,000,000.000	90.7980	1,815,960.00	2,000,000.00	-184,040.00	1.5	13,000.00	0.72
F H L M C M T N - 3134GXHL1 0.700 12/30/2025	1,000,000.000	90.4340	904,340.00	1,000,000.00	-95,660.00	0.8	7,000.00	0.77
F H L M C M T N - 3134GVVX3 0.750 05/28/2025	1,000,000.000	92.1850	921,850.00	1,000,000.00	-78,150.00	0.8	7,500.00	0.81
F H L M C M T N - 3134GYMX7 5.750 12/29/2025	1,000,000.000	99.4710	994,710.00	1,000,000.00	-5,290.00	0.8	57,500.00	5.78



CITY OF LAGUNA BEACH
ACCOUNT NUMBER

Page 6 of 32
May 1, 2023 to May 31, 2023

ASSET DETAIL (continued)

Security Description	Shares/Face Amt	Price	Market Value	Tax Cost	Unrealized Gain/Loss	Percent of Total Portfolio	Estimated Annual Income	Estimated Current Yield
F N M A - 3135GA3Z2 0.600 11/25/2025	2,000,000.000	90.6880	1,813,760.00	2,000,000.00	-186,240.00	1.5	12,000.00	0.66
F N M A M T N - 3135GA5R8 0.625 12/18/2025	1,000,000.000	90.3490	903,490.00	1,000,000.00	-96,510.00	0.8	6,250.00	0.69
F N M A Deb - 3133EPGK5 5.250 04/21/2025	1,000,000.000	99.1640	991,640.00	1,000,000.00	-8,360.00	0.8	52,500.00	5.29
Federal Agri Mtg Corp M T N - 31422XBN1 0.690 02/25/2026	1,000,000.000	89.9000	899,000.00	1,000,000.00	-101,000.00	0.8	6,900.00	0.77
Federal Agri Mtg Corp M T N - 31422XHF2 0.925 06/10/2026	1,000,000.000	89.6480	896,480.00	1,000,000.00	-103,520.00	0.8	9,250.00	1.03
Federal Agri Mtg Corp M T N - 31422XJM5 0.940 06/29/2026	1,000,000.000	89.5490	895,490.00	983,410.00	-87,920.00	0.8	9,400.00	1.05
Federal Agri Mtg Corp M T N - 31422XFP2 0.950 05/04/2026	1,000,000.000	90.1340	901,340.00	1,000,000.00	-98,660.00	0.8	9,500.00	1.05
Federal Agri Mtg Corp M T N - 31422XPE6 1.300 11/23/2026	1,000,000.000	89.4930	894,930.00	1,000,000.00	-105,070.00	0.8	13,000.00	1.45
Federal Farm Credit Bks - 3133EMEC2 0.530 10/22/2025	2,000,000.000	90.7340	1,814,680.00	1,998,500.00	-183,820.00	1.5	10,600.00	0.58
Federal Farm Credit Bks - 3133EMSH6 0.790 03/03/2026	1,000,000.000	89.8640	898,640.00	1,000,000.00	-101,360.00	0.8	7,900.00	0.88



CITY OF LAGUNA BEACH
ACCOUNT NUMBER

Page 7 of 32
May 1, 2023 to May 31, 2023

ASSET DETAIL (continued)								
Security Description	Shares/Face Amt	Price	Market Value	Tax Cost	Unrealized Gain/Loss	Percent of Total Portfolio	Estimated Annual Income	Estimated Current Yield
Federal Farm Credit Bks - 3133EMSU7 0.800 03/09/2026	1,000,000.000	89.8450	898,450.00	1,000,000.00	-101,550.00	0.8	8,000.00	0.89
Federal Farm Credit Bks - 3133EMP63 0.980 06/30/2026	1,000,000.000	89.6550	896,550.00	999,250.00	-102,700.00	0.8	9,800.00	1.09
Federal Farm Credit Bks - 3133ENBK5 1.140 10/20/2026	1,000,000.000	89.4400	894,400.00	1,000,000.00	-105,600.00	0.8	11,400.00	1.27
Federal Farm Credit Bks - 3133ENEM8 1.430 11/23/2026	1,000,000.000	89.8940	898,940.00	1,000,000.00	-101,060.00	0.8	14,300.00	1.59
Federal Farm Credit Bks - 3133ENFN5 1.540 11/30/2026	1,000,000.000	90.1890	901,890.00	1,000,000.00	-98,110.00	0.8	15,400.00	1.71
Federal Farm Credit Bks - 3133ENHC7 1.600 12/14/2026	2,000,000.000	90.2930	1,805,860.00	2,000,000.00	-194,140.00	1.5	32,000.00	1.77
Federal Farm Credit Bks - 3133ENSD3 2.150 03/18/2026	1,000,000.000	93.1780	931,780.00	1,000,000.00	-68,220.00	0.8	21,500.00	2.31
Federal Farm Credit Bks - 3133EN4K3 5.330 12/20/2027	1,000,000.000	98.7800	987,800.00	1,000,000.00	-12,200.00	0.8	53,300.00	5.40
Federal Home Loan Bks - 3130AMZ88 0.520 07/12/2024	1,000,000.000	94.8090	948,090.00	1,000,000.00	-51,910.00	0.8	5,200.00	0.55
Federal Home Loan Bks - 3130AKBX3 0.520 10/15/2025	2,000,000.000	90.7660	1,815,320.00	1,998,500.00	-183,180.00	1.5	10,400.00	0.57



CITY OF LAGUNA BEACH
ACCOUNT NUMBER

Page 8 of 32
May 1, 2023 to May 31, 2023

ASSET DETAIL (continued)

Security Description	Shares/Face Amt	Price	Market Value	Tax Cost	Unrealized Gain/Loss	Percent of Total Portfolio	Estimated Annual Income	Estimated Current Yield
Federal Home Loan Bks - 3130AKPN0 0.600 01/29/2026	2,000,000.000	89.9230	1,798,460.00	2,000,000.00	-201,540.00	1.5	12,000.00	0.67
Federal Home Loan Bks - 3130AL2G8 0.600 02/18/2026	1,000,000.000	89.7270	897,270.00	1,000,000.00	-102,730.00	0.8	6,000.00	0.67
Federal Home Loan Bks - 3130AKQ74 0.625 01/22/2026	2,000,000.000	90.0350	1,800,700.00	2,000,000.00	-199,300.00	1.5	12,500.00	0.69
Federal Home Loan Bks - 3130AL7M0 0.625 02/24/2026	1,000,000.000	89.7430	897,430.00	998,650.00	-101,220.00	0.8	6,250.00	0.70
Federal Home Loan Bks - 3130AKHR0 0.625 12/18/2025	1,000,000.000	90.3490	903,490.00	1,000,000.00	-96,510.00	0.8	6,250.00	0.69
Federal Home Loan Bks - 3130AQF57 0.625 12/22/2023	1,000,000.000	97.4310	974,310.00	998,040.00	-23,730.00	0.8	6,250.00	0.64
Federal Home Loan Bks - 3130AKRN8 0.650 01/28/2026	2,000,000.000	90.0530	1,801,060.00	2,000,000.00	-198,940.00	1.5	13,000.00	0.72
Federal Home Loan Bks - 3130AL5X8 0.650 02/24/2026	2,000,000.000	89.8060	1,796,120.00	2,000,000.00	-203,880.00	1.5	13,000.00	0.72
Federal Home Loan Bks - 3130AKZ25 0.650 02/26/2026	1,000,000.000	89.7910	897,910.00	1,000,000.00	-102,090.00	0.8	6,500.00	0.72
Federal Home Loan Bks - 3130ALD76 0.700 02/25/2026	2,000,000.000	89.9240	1,798,480.00	2,000,000.00	-201,520.00	1.5	14,000.00	0.78



CITY OF LAGUNA BEACH
ACCOUNT NUMBER:

Page 9 of 32
May 1, 2023 to May 31, 2023

ASSET DETAIL (continued)								
Security Description	Shares/Face Amt	Price	Market Value	Tax Cost	Unrealized Gain/Loss	Percent of Total Portfolio	Estimated Annual Income	Estimated Current Yield
Federal Home Loan Bks - 3130ALCV4 0.750 02/24/2026	2,000,000.000	90.0580	1,801,160.00	2,000,000.00	-198,840.00	1.5	15,000.00	0.83
Federal Home Loan Bks - 3130ALFS8 0.800 03/10/2026	2,000,000.000	89.8380	1,796,760.00	2,000,000.00	-203,240.00	1.5	16,000.00	0.89
Federal Home Loan Bks - 3130ALDN1 0.800 03/16/2026	2,000,000.000	89.7970	1,795,940.00	2,000,000.00	-204,060.00	1.5	16,000.00	0.89
Federal Home Loan Bks - 3130ALGC2 0.875 03/23/2026	2,000,000.000	89.9430	1,798,860.00	2,000,000.00	-201,140.00	1.5	17,500.00	0.97
Federal Home Loan Bks - 3130ALGJ7 1.000 03/23/2026	1,950,000.000	90.2640	1,760,148.00	1,950,000.00	-189,852.00	1.5	19,500.00	1.11
Federal Home Loan Bks - 3130ANRR3 1.000 09/17/2026	2,000,000.000	89.2340	1,784,680.00	2,000,000.00	-215,320.00	1.5	20,000.00	1.12
Federal Home Loan Bks - 3130ANYN4 1.000 09/30/2026	2,000,000.000	89.1480	1,782,960.00	2,000,000.00	-217,040.00	1.5	20,000.00	1.12
Federal Home Loan Bks - 3130AP4X0 1.000 09/30/2026	1,000,000.000	89.1480	891,480.00	1,000,000.00	-108,520.00	0.8	10,000.00	1.12
Federal Home Loan Bks - 3130AMSS2 1.050 06/30/2026	1,000,000.000	89.8510	898,510.00	1,000,000.00	-101,490.00	0.8	10,500.00	1.17
Federal Home Loan Bks - 3130APVZ5 1.050 12/02/2024	1,000,000.000	94.0440	940,440.00	1,000,000.00	-59,560.00	0.8	10,500.00	1.12



CITY OF LAGUNA BEACH
ACCOUNT NUMBER

ASSET DETAIL (continued)								
Security Description	Shares/Face Amt	Price	Market Value	Tax Cost	Unrealized Gain/Loss	Percent of Total Portfolio	Estimated Annual Income	Estimated Current Yield
Federal Home Loan Bks - 3130AQGT4 1.100 01/13/2025	1,000,000.000	93.6470	936,470.00	996,470.00	-60,000.00	0.8	11,000.00	1.17
Federal Home Loan Bks - 3130ANNP1 1.100 08/24/2026	1,000,000.000	89.7720	897,720.00	1,000,000.00	-102,280.00	0.8	11,000.00	1.22
Federal Home Loan Bks - 3130ALXJ8 1.150 04/29/2026	1,420,000.000	90.1510	1,280,144.20	1,420,000.00	-139,855.80	1.1	16,330.00	1.28
Federal Home Loan Bks - 3130AQGV9 1.200 07/18/2025	1,000,000.000	92.7910	927,910.00	1,000,000.00	-72,090.00	0.8	12,000.00	1.29
Federal Home Loan Bks - 3130AQQW6 1.200 08/16/2024	1,000,000.000	95.1550	951,550.00	1,000,000.00	-48,450.00	0.8	12,000.00	1.26
Federal Home Loan Bks - 3130APU78 1.300 11/24/2026	1,000,000.000	89.4870	894,870.00	1,000,000.00	-105,130.00	0.8	13,000.00	1.45
Federal Home Loan Bks - 3130AQS79 1.375 08/07/2026 Multi Cpn	1,000,000.000	92.2040	922,040.00	1,000,000.00	-77,960.00	0.8	13,750.00	1.49
Federal Home Loan Bks - 3130APL37 1.400 11/16/2026	1,000,000.000	89.8410	898,410.00	1,000,000.00	-101,590.00	0.8	14,000.00	1.56
Federal Home Loan Bks - 3130AQEW9 1.500 01/14/2027	1,000,000.000	90.1690	901,690.00	1,000,000.00	-98,310.00	0.8	15,000.00	1.66
Federal Home Loan Bks - 3130APQW8 1.500 11/24/2026	1,000,000.000	90.1040	901,040.00	1,000,000.00	-98,960.00	0.8	15,000.00	1.66



CITY OF LAGUNA BEACH
ACCOUNT NUMBER

Page 11 of 32
May 1, 2023 to May 31, 2023

ASSET DETAIL (continued)

Security Description	Shares/Face Amt	Price	Market Value	Tax Cost	Unrealized Gain/Loss	Percent of Total Portfolio	Estimated Annual Income	Estimated Current Yield
Federal Home Loan Bks - 3130APV77 1.500 12/10/2026	2,000,000.000	90.0520	1,801,040.00	2,000,000.00	-198,960.00	1.5	30,000.00	1.67
Federal Home Loan Bks - 3130APXD2 1.550 12/17/2026	1,000,000.000	90.1220	901,220.00	1,000,000.00	-98,780.00	0.8	15,500.00	1.72
Federal Home Loan Bks - 3130AQHC0 1.650 01/28/2027	1,000,000.000	90.5620	905,620.00	1,000,000.00	-94,380.00	0.8	16,500.00	1.82
Federal Home Loan Bks - 3130AQJH7 1.750 01/28/2027	500,000.000	90.8730	454,365.00	500,000.00	-45,635.00	0.4	8,750.00	1.93
Federal Home Loan Bks - 3130AQSM6 2.050 02/25/2027	1,000,000.000	91.7110	917,110.00	1,000,000.00	-82,890.00	0.8	20,500.00	2.23
Federal Home Loan Bks - 3130AS5G0 2.500 11/24/2023	1,000,000.000	98.5870	985,870.00	1,000,000.00	-14,130.00	0.8	25,000.00	2.54
Federal Home Loan Bks - 3130ARPG0 3.000 04/28/2027 Multi Cpn	1,000,000.000	95.9800	959,800.00	1,000,000.00	-40,200.00	0.8	30,000.00	3.13
Federal Home Loan Bks - 3130AUR71 5.000 02/26/2024	1,000,000.000	99.4990	994,990.00	1,000,000.00	-5,010.00	0.8	50,000.00	5.02
Federal Home Loan Bks - 3130AU5A8 5.125 06/28/2024	1,000,000.000	99.3240	993,240.00	1,000,000.00	-6,760.00	0.8	51,250.00	5.16
Federal Home Loan Bks - 3130AW5X4 5.150 05/24/2028	1,000,000.000	99.6530	996,530.00	1,000,000.00	-3,470.00	0.8	51,500.00	5.17

CITY OF LAGUNA BEACH
ACCOUNT NUMBERPage 12 of 32
May 1, 2023 to May 31, 2023**ASSET DETAIL (continued)****Security Description**

	Shares/Face Amt	Price	Market Value	Tax Cost	Unrealized Gain/Loss	Percent of Total Portfolio	Estimated Annual Income	Estimated Current Yield
Federal Home Loan Bks - 3130AVSW3 5.250 05/09/2024	1,000,000.000	99.8840	998,840.00	1,000,000.00	-1,160.00	0.8	52,500.00	5.26
Federal Home Loan Bks - 3130AVRC8 5.250 10/28/2025	1,000,000.000	99.1360	991,360.00	1,000,000.00	-8,640.00	0.8	52,500.00	5.30
Total US Government Issues			\$84,011,747.20	\$91,841,280.00	-\$7,829,532.80	71.0	\$1,238,980.00	

Corporate Issues

Adirondack Bank Na Ny C D - 00687QAT9 1.100 03/25/2025	250,000.000	92.7540	231,885.00	250,000.00	-18,115.00	0.2	2,750.00	1.19
Alliant Cr Un Chicago III 5.1000% - 01882MAD4 C D 5.100 12/30/2025	250,000.000	99.7690	249,422.50	250,000.00	-577.50	0.2	12,750.00	5.11
American Express Natl Bk Brok - 02589AEL2 C D 5.350 03/21/2024	250,000.000	99.9760	249,940.00	250,000.00	-60.00	0.2	13,375.00	5.35
American Honda Finance - 02665WCZ2 Medium Term Note 2.400 06/27/2024	1,000,000.000	96.8880	968,880.00	1,010,000.00	-41,120.00	0.8	24,000.00	2.48
Apple Inc - 037833EB2 0.700 02/08/2026	800,000.000	90.9360	727,488.00	798,824.00	-71,336.00	0.6	5,600.00	0.77
Apple Inc - 037833CG3 3.000 02/09/2024	1,000,000.000	98.7020	987,020.00	1,013,140.00	-26,120.00	0.8	30,000.00	3.04



CITY OF LAGUNA BEACH
ACCOUNT NUMBER:

ASSET DETAIL (continued)								
Security Description	Shares/Face Amt	Price	Market Value	Tax Cost	Unrealized Gain/Loss	Percent of Total Portfolio	Estimated Annual Income	Estimated Current Yield
Austin Telco Fed Cr Un Tex - 052392CF2 C D 5.000 12/16/2024	250,000.000	99.5210	248,802.50	250,000.00	-1,197.50	0.2	12,500.00	5.02
Bank Blue Vy Overland Kans - 06070PBS4 C D 5.150 03/28/2024	245,000.000	99.8140	244,544.30	245,000.00	-455.70	0.2	12,617.50	5.16
Bank Of Ny Mellon Corp - 06406RAL1 Medium Term Note 2.100 10/24/2024	1,000,000.000	95.7370	957,370.00	1,000,000.00	-42,630.00	0.8	21,000.00	2.19
Bk Of America Corp - 06048WL65 Medium Term Note 1.050 03/10/2026	1,000,000.000	87.4600	874,600.00	985,200.00	-110,600.00	0.7	10,500.00	1.20
Bmo Harris Bk Natl Assn - 05600XMY3 C D 5.100 04/01/2024	250,000.000	99.8000	249,500.00	250,000.00	-500.00	0.2	12,750.00	5.11
Border ST Bk Greenbush Minn CD - 099703GF1 C D 1.100 03/27/2025	250,000.000	92.7350	231,837.50	250,000.00	-18,162.50	0.2	2,750.00	1.19
Central Vy Cmnty Bk Fresno Cal - 15568PAM8 C D 5.150 03/29/2024	250,000.000	99.8520	249,630.00	250,000.00	-370.00	0.2	12,875.00	5.16
Charles Schwab Bk Ssb Westlake Tex - 15987UAW8 C D 5.350 04/05/2024	250,000.000	100.0000	250,000.00	250,000.00	0.00	0.2	13,375.00	5.35

CITY OF LAGUNA BEACH
ACCOUNT NUMBERPage 14 of 32
May 1, 2023 to May 31, 2023

ASSET DETAIL (continued)

Security Description	Shares/Face Amt	Price	Market Value	Tax Cost	Unrealized Gain/Loss	Percent of Total Portfolio	Estimated Annual Income	Estimated Current Yield
Citibank Natl Assn Sioux Falls S D - 17312QX87 C D 3.550 12/21/2023	250,000.000	99.0470	247,617.50	250,000.00	-2,382.50	0.2	8,875.00	3.58
Comenity Capital Bank - 20033AU38 C D 2.800 04/15/2024	250,000.000	97.8230	244,557.50	250,000.00	-5,442.50	0.2	7,000.00	2.86
Comerica Bk Dallas Tex - 200339FE4 C D 5.250 03/28/2024	250,000.000	99.8950	249,737.50	250,000.00	-262.50	0.2	13,125.00	5.26
Crescent Bank Trust - 225645DN7 C D 1.100 03/20/2025	250,000.000	92.8040	232,010.00	250,000.00	-17,990.00	0.2	2,750.00	1.18
Discover Bk - 254673A22 C D 1.550 04/02/2025	250,000.000	93.5190	233,797.50	250,000.00	-16,202.50	0.2	3,875.00	1.66
Enterprise Bank Pa - 29367RKT2 C D 2.600 05/16/2024	250,000.000	97.4020	243,505.00	250,000.00	-6,495.00	0.2	6,500.00	2.67
First Fndtn Bk Irvine Ca - 32026UN93 C D 5.100 08/19/2024	250,000.000	99.6880	249,220.00	250,000.00	-780.00	0.2	12,750.00	5.12
First Technology Fed Cr Un San - 33715LEN6 C D 4.850 02/18/2025	250,000.000	99.2640	248,160.00	250,000.00	-1,840.00	0.2	12,125.00	4.89



CITY OF LAGUNA BEACH
ACCOUNT NUMBEF

Page 15 of 32
May 1, 2023 to May 31, 2023

ASSET DETAIL (continued)

Security Description	Shares/Face Amt	Price	Market Value	Tax Cost	Unrealized Gain/Loss	Percent of Total Portfolio	Estimated Annual Income	Estimated Current Yield
Goldman Sachs Bk USA New York - 38149MA94 C D 1.050 09/29/2026	250,000.000	87.6230	219,057.50	250,000.00	-30,942.50	0.2	2,625.00	1.20
Greenstate Cr Un North Liberty - 39573LBZ0 C D 1.050 10/15/2026	250,000.000	87.3770	218,442.50	250,000.00	-31,557.50	0.2	2,625.00	1.20
Guardian Life Glob Fund - 40139LAG8 Ser 144A Medium Term Note 1.100 06/23/2025	1,000,000.000	91.4800	914,800.00	967,460.00	-52,660.00	0.8	11,000.00	1.20
Home Depot Inc - 437076BC5 3.750 02/15/2024	1,000,000.000	99.1290	991,290.00	989,600.00	1,690.00	0.8	37,500.00	3.78
IBM Corp - 459200JY8 3.000 05/15/2024	1,000,000.000	97.6910	976,910.00	1,012,813.55	-35,903.55	0.8	30,000.00	3.07
John Deere Capital Corp - 24422EUX5 Medium Term Note 2.600 03/07/2024	1,000,000.000	97.8390	978,390.00	1,023,500.00	-45,110.00	0.8	26,000.00	2.66
Jpmorgan Chase Bk N A - 46632FRU1 Medium Term Note 0.700 01/22/2026	1,000,000.000	87.5040	875,040.00	1,000,000.00	-124,960.00	0.7	7,000.00	0.80
Jpmorgan Chase Bk Na Columbus Ohio - 48128UYQ6 C D 0.550 02/09/2026	250,000.000	88.4870	221,217.50	250,000.00	-28,782.50	0.2	1,375.00	0.62
Lakeside Bk Chicago Ill - 51210SSD0 C D 1.400 03/31/2025	250,000.000	93.2290	233,072.50	250,000.00	-16,927.50	0.2	3,500.00	1.50

CITY OF LAGUNA BEACH
ACCOUNT NUMBER: (Page 16 of 32
May 1, 2023 to May 31, 2023**ASSET DETAIL (continued)****Security Description**

	Shares/Face Amt	Price	Market Value	Tax Cost	Unrealized Gain/Loss	Percent of Total Portfolio	Estimated Annual Income	Estimated Current Yield
Live Oak Bkg Co Wilmington N C - 538036JU9 C D 1.700 08/28/2024	250,000.000	95.5960	238,990.00	250,000.00	-11,010.00	0.2	4,250.00	1.78
Local Govt Fed Cr Un Raleigh N - 53955LAC1 C D 5.150 05/17/2024	250,000.000	99.7790	249,447.50	250,000.00	-552.50	0.2	12,875.00	5.16
Massmutual Gbl Fdg II Mtn - 57629WDB3 Ser 144A Medium Term Note 0.600 04/12/2024	1,070,000.000	95.7580	1,024,610.60	1,060,241.60	-35,631.00	0.9	6,420.00	0.63
Merrick Bk South Jordan Ut - 59013KBZ8 C D 2.150 08/09/2024	250,000.000	96.2870	240,717.50	250,000.00	-9,282.50	0.2	5,375.00	2.23
Mid Amer Cr Un Wichita Kans - 59522NAC8 C D 5.200 05/23/2024	250,000.000	99.8180	249,545.00	250,000.00	-455.00	0.2	13,000.00	5.21
Morgan Stanley Bk N A - 61690U3P3 C D 5.000 09/30/2024	250,000.000	99.5410	248,852.50	250,000.00	-1,147.50	0.2	12,500.00	5.02
Morgan Stanley Private Bk Na - 61768ERG0 C D 5.000 09/30/2024	250,000.000	99.5410	248,852.50	250,000.00	-1,147.50	0.2	12,500.00	5.02
New York Life Global Fdg - 64952WEJ8 Ser 144A 0.900 10/29/2024	1,000,000.000	94.4520	944,520.00	1,000,000.00	-55,480.00	0.8	9,000.00	0.95

CITY OF LAGUNA BEACH
ACCOUNT NUMBERPage 17 of 32
May 1, 2023 to May 31, 2023**ASSET DETAIL (continued)**

Security Description	Shares/Face Amt	Price	Market Value	Tax Cost	Unrealized Gain/Loss	Percent of Total Portfolio	Estimated Annual Income	Estimated Current Yield
Nicolet Natl Bank Green Baywi - 654062JZ2 C D 1.400 03/31/2025	250,000.000	93.2290	233,072.50	250,000.00	-16,927.50	0.2	3,500.00	1.50
Pacific Enterprise Bk Ca - 694231AC5 C D 1.150 03/31/2025	250,000.000	92.7930	231,982.50	250,000.00	-18,017.50	0.2	2,875.00	1.24
Pacific Westn Bk Beverly Hillscalif - 69506YRL5 C D 1.250 04/30/2025	250,000.000	92.7370	231,842.50	250,000.00	-18,157.50	0.2	3,125.00	1.35
Poppy Bk Santa Rosa Calif - 73319FAF6 C D 1.100 03/18/2025	250,000.000	92.8240	232,060.00	250,000.00	-17,940.00	0.2	2,750.00	1.18
Precision Castparts Corp - 740189AM7 3.250 06/15/2025	1,000,000.000	97.0600	970,600.00	1,111,780.00	-141,180.00	0.8	32,500.00	3.35
Raiz Fcu El Paso Tx - 75102EAE8 C D 4.800 02/18/2025	250,000.000	99.1820	247,955.00	250,000.00	-2,045.00	0.2	12,000.00	4.84
Raymond James Bk Natl Assn ST - 75472RAE1 C D 2.000 08/23/2024	250,000.000	96.0290	240,072.50	250,000.00	-9,927.50	0.2	5,000.00	2.08
Southstate Bk Natl Assn Winter - 84476JAP2 C D 5.200 07/01/2024	250,000.000	99.8020	249,505.00	250,000.00	-495.00	0.2	13,000.00	5.21



CITY OF LAGUNA BEACH
ACCOUNT NUMBER

Page 18 of 32
May 1, 2023 to May 31, 2023

ASSET DETAIL (continued)

Security Description	Shares/Face Amt	Price	Market Value	Tax Cost	Unrealized Gain/Loss	Percent of Total Portfolio	Estimated Annual Income	Estimated Current Yield
State Bk India New York N Y - 856285Y54 C D 5.350 03/21/2024	250,000.000	99.9760	249,940.00	250,000.00	-60.00	0.2	13,375.00	5.35
Synchrony Bk Retail - 87165FZD9 C D 1.450 04/17/2025	250,000.000	93.2130	233,032.50	250,000.00	-16,967.50	0.2	3,625.00	1.56
Texas Exchange Bk Crowley - 88241THJ2 C D 1.000 06/13/2025	250,000.000	91.8110	229,527.50	250,000.00	-20,472.50	0.2	2,500.00	1.09
Toyota Motor Credit Corp - 89236TGT6 Medium Term Note 1.800 02/13/2025	1,066,000.000	95.0320	1,013,041.12	1,059,284.20	-46,243.08	0.9	19,188.00	1.89
Webbank Salt Lake City Utah - 947547NT8 C D 1.000 12/30/2024	250,000.000	93.5250	233,812.50	250,000.00	-16,187.50	0.2	2,500.00	1.07
Wells Fargo Bk N A Sioux Falls - 949763D60 C D 2.700 06/10/2024	250,000.000	97.3100	243,275.00	250,000.00	-6,725.00	0.2	6,750.00	2.77
Western Alliance Bk Phoenix - 95763PML2 C D 5.050 11/12/2024	250,000.000	99.5990	248,997.50	250,000.00	-1,002.50	0.2	12,625.00	5.07
Workers Cr Un Fitchburg Ma - 98138MBA7 C D 4.950 12/16/2024	250,000.000	99.4470	248,617.50	250,000.00	-1,382.50	0.2	12,375.00	4.98



CITY OF LAGUNA BEACH
ACCOUNT NUMBER

Page 19 of 32
May 1, 2023 to May 31, 2023

ASSET DETAIL (continued)								
Security Description								
	Shares/Face Amt	Price	Market Value	Tax Cost	Unrealized Gain/Loss	Percent of Total Portfolio	Estimated Annual Income	Estimated Current Yield
Zions Bancorporation Natl Assn - 98970LBY8 C D 5.350 03/28/2024								
	250,000.000	99.9750	249,937.50	250,000.00	-62.50	0.2	13,375.00	5.35
3M Company - 88579YAV3 Medium Term Note 2.250 09/19/2026								
	1,000,000.000	92.0820	920,820.00	972,940.00	-52,120.00	0.8	22,500.00	2.44
Total Corporate Issues			\$24,251,371.52	\$25,499,783.35	-\$1,248,411.83	20.5	\$634,950.50	
Foreign Issues								
International Bank M T N - 459058JL8 0.500 10/28/2025								
	1,000,000.000	91.4950	914,950.00	998,870.00	-83,920.00	0.8	5,000.00	0.55
International Bank M T N - 459058JS3 0.650 02/10/2026								
	1,000,000.000	89.5130	895,130.00	1,000,000.00	-104,870.00	0.8	6,500.00	0.73
Total Foreign Issues			\$1,810,080.00	\$1,998,870.00	-\$188,790.00	1.5	\$11,500.00	
Taxable Municipal Issues								
Arcadia Calif Pension Oblig Taxable - 039063AC6 Bds 2020 Ca 0.833 12/01/2023 Taxable								
	500,000.000	97.6890	488,445.00	500,000.00	-11,555.00	0.4	4,165.00	0.85
California ST Dept Wtr Res Cent Vy - 13067WST0 Proj Rev Taxable Sys Bds Be 0.255 12/01/2023 Taxable								
	1,000,000.000	97.4800	974,800.00	978,900.00	-4,100.00	0.8	2,550.00	0.26



CITY OF LAGUNA BEACH
ACCOUNT NUMBER

Page 20 of 32
May 1, 2023 to May 31, 2023

ASSET DETAIL (continued)

Security Description	Shares/Face Amt	Price	Market Value	Tax Cost	Unrealized Gain/Loss	Percent of Total Portfolio	Estimated Annual Income	Estimated Current Yield
Chino Ca Pub Fing Auth Rev Loc Agy - 169548FL3 Ref Bds 2021 A 1.453 09/01/2025 Taxable	400,000.000	92.2790	369,116.00	406,048.00	-36,932.00	0.3	5,812.00	1.57
Covina Ca Pension Oblig Taxable - 223047AD3 Bds 0.979 08/01/2025 Taxable	505,000.000	91.5650	462,403.25	505,000.00	-42,596.75	0.4	4,943.95	1.07
Folsom Cordova Ca Uni Sch Dist - 34440PCM1 Taxable Go Ref Bds 2020 B 3.000 10/01/2024 Taxable	820,000.000	97.2970	797,835.40	891,610.60	-93,775.20	0.7	24,600.00	3.08
Huntington Beach Calif Pub Fing Auth - 446216HJ5 Rev Taxable Lease Ref Bds 2020 B Ca 0.943 05/01/2025 Taxable	300,000.000	92.6900	278,070.00	300,000.00	-21,930.00	0.2	2,829.00	1.02
La Quinta Calif Redev Agy Successor - 50420BDE9 Agy Tax Alloc Ref Taxable Bds Ca 1.168 09/01/2025 Taxable	1,000,000.000	91.5030	915,030.00	1,005,030.00	-90,000.00	0.8	11,680.00	1.28
Los Angeles Calif Mun Impt Corp - 544587Y44 Lease Rev Taxable Ref Bds 2020 C Ca 0.890 11/01/2024 Taxable	250,000.000	94.0120	235,030.00	250,000.00	-14,970.00	0.2	2,225.00	0.95
Manhattan Beach Ca Pension Oblig - 562784AF5 Taxable Bds 1.186 01/01/2026 Taxable	150,000.000	91.3730	137,059.50	150,000.00	-12,940.50	0.1	1,779.00	1.30
Modesto Ca Wastewater Rev Taxable - 607802BZ7 Ref Bds 2020A 0.835 11/01/2024 Taxable	1,000,000.000	94.2610	942,610.00	1,003,320.00	-60,710.00	0.8	8,350.00	0.89



CITY OF LAGUNA BEACH
ACCOUNT NUMBER

Page 21 of 32
May 1, 2023 to May 31, 2023

ASSET DETAIL (continued)								
Security Description	Shares/Face Amt	Price	Market Value	Tax Cost	Unrealized Gain/Loss	Percent of Total Portfolio	Estimated Annual Income	Estimated Current Yield
San Buenaventura Ca Wastewater - 797053AZ8 Rev Taxable Ref Bds 2020 0.902 01/01/2025 Taxable	500,000.000	93.5860	467,930.00	504,010.00	-36,080.00	0.4	4,510.00	0.96
San Jose Ca Fing Auth Leaserev - 798153NX6 Taxable Bds 2020 B 1.220 06/01/2025 Taxable	1,055,000.000	93.1960	983,217.80	1,063,070.75	-79,852.95	0.8	12,871.00	1.31
Tamalpais Calif Un High Sch Dist - 874857KU8 Taxable Go Ref Bds 2021 Ca 0.505 08/01/2025 Taxable	500,000.000	91.8160	459,080.00	500,000.00	-40,920.00	0.4	2,525.00	0.55
Yosemite Ca Cmnty College Dist - 987388GL3 Taxable Go Ref Bds 2020B 0.804 08/01/2024 Taxable	750,000.000	94.9270	711,952.50	752,317.50	-40,365.00	0.6	6,030.00	0.85
Total Taxable Municipal Issues			\$8,222,579.45	\$8,809,306.85	-\$586,727.40	7.0	\$94,869.95	
Total Taxable Bonds			\$118,295,778.17	\$128,149,240.20	-\$9,853,462.03	100.0	\$1,980,300.45	
Total Assets			\$118,295,778.17	\$128,149,240.20	-\$9,853,462.03	100.0	\$1,980,300.45	
Estimated Current Yield								1.67

ASSET DETAIL MESSAGES

Time of trade execution and trading party (if not disclosed) will be provided upon request.

CITY OF LAGUNA BEACH
ACCOUNT NUMBERPage 22 of 32
May 1, 2023 to May 31, 2023

ASSET DETAIL MESSAGES (continued)

Publicly traded assets are valued in accordance with market quotations or valuation methodologies from financial industry services believed by us to be reliable. Assets that are not publicly traded may be reflected at values from other external sources. Assets for which a current value is not available may be reflected at a previous value or as not valued, at par value, or at a nominal value. Values shown do not necessarily reflect prices at which assets could be bought or sold. Values are updated based on internal policy and may be updated less frequently than statement generation.

Estimated Current Yield and Estimated Annual Income are estimates provided for informational purposes only and should not be relied on for making investment, trading, or tax decisions. The estimates may not represent the actual value earned by your investments and they provide no guarantee of what your investments may earn in the future.



CITY OF LAGUNA BEACH
ACCOUNT NUMBER

Page 23 of 32
May 1, 2023 to May 31, 2023

TRANSACTION DETAIL

Date Posted	Activity	Description	Cash	Tax Cost
Beginning Balance 05/01/2023			\$0.00	\$125,149,240.20
05/01/23	Cash Disbursement	Cash Disbursement Paid To City Of Laguna Beach ACH Transfer To Checking	-26,584.13	
05/01/23	Asset Income	Interest Earned On F H L B Deb 1.150% 4/29/26 0.00575 USD/\$1 Pv On 1,420,000 Par Value Due 4/29/23	8,165.00	
05/01/23	Asset Income	Interest Earned On New York Life 0.900% 10/29/24 0.0045 USD/\$1 Pv On 1,000,000 Par Value Due 4/29/23	4,500.00	
05/01/23	Asset Income	Interest Earned On Alliant Cr Un C D 5.100% 12/30/25 0.004332 USD/\$1 Pv On 250,000 Par Value Due 4/30/23	1,082.88	
05/01/23	Asset Income	Interest Earned On Central Vy C D 5.150% 3/29/24 0.004233 USD/\$1 Pv On 250,000 Par Value Due 4/30/23	1,058.22	
05/01/23	Asset Income	Interest Earned On Lakeside Bk C D 1.400% 3/31/25 0.001189 USD/\$1 Pv On 250,000 Par Value Due 4/30/23	297.26	
05/01/23	Asset Income	Interest Earned On Nicolet Natl C D 1.400% 3/31/25 0.001151 USD/\$1 Pv On 250,000 Par Value Due 4/30/23	287.67	
05/01/23	Asset Income	Interest Earned On Pacific C D 1.150% 3/31/25 0.000945 USD/\$1 Pv On 250,000 Par Value Due 4/30/23	236.30	
05/01/23	Asset Income	Interest Earned On Pacific Westn Bk C D 1.250% 4/30/25 0.006233 USD/\$1 Pv On 250,000 Par Value Due 4/30/23	1,558.22	
05/01/23	Asset Income	Interest Earned On Southstate Bk C D 5.200% 7/01/24 0.004416 USD/\$1 Pv On 250,000 Par Value Due 4/30/23	1,104.11	
05/01/23	Asset Income	Interest Earned On Austin Telco Fed C D 5.000% 12/16/24 0.00411 USD/\$1 Pv On 250,000 Par Value Due 5/1/23	1,027.40	

CITY OF LAGUNA BEACH
ACCOUNT NUMBER:Page 24 of 32
May 1, 2023 to May 31, 2023

TRANSACTION DETAIL (continued)

Date Posted	Activity	Description	Cash	Tax Cost
05/01/23	Asset Income	Interest Earned On Greenstate Cr C D 1.050% 10/15/26 0.000863 USD/\$1 Pv On 250,000 Par Value Due 5/1/23	215.75	
05/01/23	Asset Income	Interest Earned On Huntington Beach Ca 0.943% 5/01/25 0.004715 USD/\$1 Pv On 300,000 Par Value Due 5/1/23	1,414.50	
05/01/23	Asset Income	Interest Earned On Live Oak Bkg Co C D 1.700% 8/28/24 0.001397 USD/\$1 Pv On 250,000 Par Value Due 5/1/23	349.32	
05/01/23	Asset Income	Interest Earned On Los Angeles Ca 0.890% 11/01/24 0.00445 USD/\$1 Pv On 250,000 Par Value Due 5/1/23	1,112.50	
05/01/23	Asset Income	Interest Earned On Modesto Ca 0.835% 11/01/24 0.004175 USD/\$1 Pv On 1,000,000 Par Value Due 5/1/23	4,175.00	
05/02/23	Cash Disbursement	Cash Disbursement Paid To City Of Laguna Beach ACH Transfer To Checking	-205.48	
05/02/23	Asset Income	Interest Earned On Texas Exchange C D 1.000% 6/13/25 0.000822 USD/\$1 Pv On 250,000 Par Value Due 5/2/23	205.48	
05/04/23	Cash Disbursement	Cash Disbursement Paid To City Of Laguna Beach ACH Transfer To Checking	-4,750.00	
05/04/23	Asset Income	Interest Earned On F A M C M T N 0.00475 USD/\$1 Pv On 1,000,000 Par Value Due 5/4/23	4,750.00	
05/09/23	Cash Receipt	Cash Receipt Incoming Wires Wire Recd From US Bank California	1,000,000.00	
05/09/23	Cash Disbursement	Cash Disbursement Paid To City Of Laguna Beach ACH Transfer To Checking	-441.78	

CITY OF LAGUNA BEACH
ACCOUNT NUMBER:Page 25 of 32
May 1, 2023 to May 31, 2023

TRANSACTION DETAIL (continued)

Date Posted	Activity	Description	Cash	Tax Cost
05/09/23	Purchase	Purchased 1,000,000 Par Value Of F H L B Deb 5.250% 5/09/24 Trade Date 4/20/23 Purchased Through Stifel, Nicolaus & Co., Inc. 1,000,000 Par Value At 100 %	-1,000,000.00	1,000,000.00
05/09/23	Asset Income	Interest Earned On Merrick Bk C D 2.150% 8/09/24 0.001767 USD/\$1 Pv On 250,000 Par Value Due 5/9/23	441.78	
05/10/23	Cash Disbursement	Cash Disbursement Paid To City Of Laguna Beach ACH Transfer To Checking	-3,054.79	
05/10/23	Asset Income	Interest Earned On F H L B Deb 1.500% 12/10/26 0.00125 USD/\$1 Pv On 2,000,000 Par Value Due 5/10/23	2,500.00	
05/10/23	Asset Income	Interest Earned On Wells Fargo Bk C D 2.700% 6/10/24 0.002219 USD/\$1 Pv On 250,000 Par Value Due 5/10/23	554.79	
05/12/23	Cash Receipt	Cash Receipt Incoming Wires Wire Recd From US Bank California	250,000.00	
05/12/23	Cash Disbursement	Cash Disbursement Paid To City Of Laguna Beach ACH Transfer To Checking	-3,000.00	
05/12/23	Purchase	Purchased 250,000 Par Value Of Western C D 5.050% 11/12/24 Trade Date 5/10/23 Purchased Through Multi-Bank Securities Inc 250,000 Par Value At 100 %	-250,000.00	250,000.00
05/12/23	Asset Income	Interest Earned On F H L M C M T N 0.600% 11/12/25 0.003 USD/\$1 Pv On 1,000,000 Par Value Due 5/12/23	3,000.00	
05/15/23	Cash Disbursement	Cash Disbursement Paid To City Of Laguna Beach ACH Transfer To Checking	-15,575.34	

CITY OF LAGUNA BEACH
ACCOUNT NUMBERPage 26 of 32
May 1, 2023 to May 31, 2023**TRANSACTION DETAIL (continued)**

Date Posted	Activity	Description	Cash	Tax Cost
05/15/23	Asset Income	Interest Earned On Comenity Capital C D 2.800% 4/15/24 0.002301 USD/\$1 Pv On 250,000 Par Value Due 5/15/23	575.34	
05/15/23	Asset Income	Interest Earned On IBM Corp 3.000% 5/15/24 0.015 USD/\$1 Pv On 1,000,000 Par Value Due 5/15/23	15,000.00	
05/16/23	Cash Disbursement	Cash Disbursement Paid To City Of Laguna Beach ACH Transfer To Checking	-11,240.41	
05/16/23	Asset Income	Interest Earned On Enterprise Bank C D 2.600% 5/16/24 0.012893 USD/\$1 Pv On 250,000 Par Value Due 5/16/23	3,223.29	
05/16/23	Asset Income	Interest Earned On F H L B Deb 1.400% 11/16/26 0.007 USD/\$1 Pv On 1,000,000 Par Value Due 5/16/23	7,000.00	
05/16/23	Asset Income	Interest Earned On Workers Cr C D 4.950% 12/16/24 0.004068 USD/\$1 Pv On 250,000 Par Value Due 5/16/23	1,017.12	
05/17/23	Cash Receipt	Cash Receipt Incoming Wires Wire Recd From US Bank California	250,000.00	
05/17/23	Cash Disbursement	Cash Disbursement Paid To City Of Laguna Beach ACH Transfer To Checking	-1,982.88	
05/17/23	Purchase	Purchased 250,000 Par Value Of Local Govt Fed C D 5.150% 5/17/24 Trade Date 5/10/23 Purchased Through Multi-Bank Securities Inc 250,000 Par Value At 100 %	-250,000.00	250,000.00
05/17/23	Asset Income	Interest Earned On First C D 4.850% 2/18/25 0.003986 USD/\$1 Pv On 250,000 Par Value Due 5/17/23	996.58	
05/17/23	Asset Income	Interest Earned On Raiz Fcu EI C D 4.800% 2/18/25 0.003945 USD/\$1 Pv On 250,000 Par Value Due 5/17/23	986.30	



CITY OF LAGUNA BEACH
ACCOUNT NUMBER:

Page 27 of 32
May 1, 2023 to May 31, 2023

TRANSACTION DETAIL (continued)

Date Posted	Activity	Description	Cash	Tax Cost
05/18/23	Cash Disbursement	Cash Disbursement Paid To City Of Laguna Beach ACH Transfer To Checking	-226.03	
05/18/23	Asset Income	Interest Earned On Poppy Bk Santa C D 1.100% 3/18/25 0.000904 USD/\$1 Pv On 250,000 Par Value Due 5/18/23	226.03	
05/19/23	Cash Receipt	Cash Receipt Incoming Wires Wire Recd From US Bank California	250,000.00	
05/19/23	Purchase	Purchased 250,000 Par Value Of First Fndtn Bk C D 5.100% 8/19/24 Trade Date 5/10/23 Purchased Through Multi-Bank Securities Inc 250,000 Par Value At 100 %	-250,000.00	250,000.00
05/22/23	Cash Disbursement	Cash Disbursement Paid To City Of Laguna Beach ACH Transfer To Checking	-226.03	
05/22/23	Asset Income	Interest Earned On Crescent Bank C D 1.100% 3/20/25 0.000904 USD/\$1 Pv On 250,000 Par Value Due 5/20/23	226.03	
05/23/23	Asset Income	Interest Earned On F F C B Deb 1.430% 11/23/26 0.00715 USD/\$1 Pv On 1,000,000 Par Value Due 5/23/23	7,150.00	
05/23/23	Cash Disbursement	Cash Disbursement Paid To City Of Laguna Beach ACH Transfer To Checking	-13,650.00	
05/23/23	Asset Income	Interest Earned On F A M C M T N 1.300% 11/23/26 0.0065 USD/\$1 Pv On 1,000,000 Par Value Due 5/23/23	6,500.00	
05/24/23	Cash Receipt	Cash Receipt Incoming Wires Wire Recd From US Bank California	250,000.00	
05/24/23	Cash Disbursement	Cash Disbursement Paid To City Of Laguna Beach ACH Transfer To Checking	-26,500.00	

CITY OF LAGUNA BEACH
ACCOUNT NUMBERPage 28 of 32
May 1, 2023 to May 31, 2023

TRANSACTION DETAIL (continued)

Date Posted	Activity	Description	Cash	Tax Cost
05/24/23	Purchase	Purchased 250,000 Par Value Of Mid Amern Cr Un C D 5.200% 5/23/24 Trade Date 5/10/23 Purchased Through Multi-Bank Securities Inc 250,000 Par Value At 100 %	-250,000.00	250,000.00
05/24/23	Asset Income	Interest Earned On F H L B Deb 1.300% 11/24/26 0.0065 USD/\$1 Pv On 1,000,000 Par Value Due 5/24/23	6,500.00	
05/24/23	Asset Income	Interest Earned On F H L B Deb 1.500% 11/24/26 0.0075 USD/\$1 Pv On 1,000,000 Par Value Due 5/24/23	7,500.00	
05/24/23	Asset Income	Interest Earned On F H L B Deb 2.500% 11/24/23 0.0125 USD/\$1 Pv On 1,000,000 Par Value Due 5/24/23	12,500.00	
05/25/23	Cash Disbursement	Cash Disbursement Paid To City Of Laguna Beach ACH Transfer To Checking	-12,476.03	
05/25/23	Asset Income	Interest Earned On Adirondack Bank C D 1.100% 3/25/25 0.000904 USD/\$1 Pv On 250,000 Par Value Due 5/25/23	226.03	
05/25/23	Asset Income	Interest Earned On F H L M C M T N 0.625% 11/25/25 0.003125 USD/\$1 Pv On 2,000,000 Par Value Due 5/25/23	6,250.00	
05/25/23	Asset Income	Interest Earned On F N M A 0.600% 11/25/25 0.003 USD/\$1 Pv On 2,000,000 Par Value Due 5/25/23	6,000.00	
05/26/23	Cash Disbursement	Cash Disbursement Paid To City Of Laguna Beach ACH Transfer To Checking	-6,500.00	
05/26/23	Asset Income	Interest Earned On F H L M C M T N 0.650% 11/26/25 0.00325 USD/\$1 Pv On 2,000,000 Par Value Due 5/26/23	6,500.00	
05/30/23	Asset Income	Interest Earned On F F C B Deb 1.540% 11/30/26 0.0077 USD/\$1 Pv On 1,000,000 Par Value Due 5/30/23	7,700.00	



CITY OF LAGUNA BEACH
ACCOUNT NUMBER

Page 29 of 32
May 1, 2023 to May 31, 2023

TRANSACTION DETAIL (continued)

Date Posted	Activity	Description	Cash	Tax Cost
05/30/23	Cash Disbursement	Cash Disbursement Paid To City Of Laguna Beach ACH Transfer To Checking	-14,080.14	
05/30/23	Purchase	Purchased 1,000,000 Par Value Of F H L B Deb 5.150% 5/24/28 Trade Date 5/25/23 Purchased Through Unionbanc Investment Services Purchased On The OTC Bulletin Board 1,000,000 Par Value At 100 %	-1,000,000.00	1,000,000.00
05/30/23	Purchase Accrued Interest	Paid Accrued Interest On Purchase Of F H L B Deb 5.150% 5/24/28 Income Debit 858.33- USD	-858.33	
05/30/23	Asset Income	Interest Earned On Border ST Bk C D 1.100% 3/27/25 0.000904 USD/\$1 Pv On 250,000 Par Value Due 5/27/23	226.03	
05/30/23	Asset Income	Interest Earned On F H L M C M T N 0.750% 5/28/25 0.00375 USD/\$1 Pv On 1,000,000 Par Value Due 5/28/23	3,750.00	
05/30/23	Asset Income	Interest Earned On Alliant Cr Un C D 5.100% 12/30/25 0.004192 USD/\$1 Pv On 250,000 Par Value Due 5/30/23	1,047.95	
05/30/23	Asset Income	Interest Earned On Lakeside Bk C D 1.400% 3/31/25 0.001151 USD/\$1 Pv On 250,000 Par Value Due 5/30/23	287.67	
05/30/23	Asset Income	Interest Earned On Southstate Bk C D 5.200% 7/01/24 0.004274 USD/\$1 Pv On 250,000 Par Value Due 5/30/23	1,068.49	
05/31/23	Cash Receipt	Cash Receipt Incoming Wires Wire Recd From US Bank California	1,001,000.00	
05/31/23	Cash Disbursement	Cash Disbursement Paid To City Of Laguna Beach ACH Transfer To Checking	-1,776.60	
05/31/23	Asset Income	Interest Earned On Central Vy C D 5.150% 3/29/24 0.004374 USD/\$1 Pv On 250,000 Par Value Due 5/31/23	1,093.49	



CITY OF LAGUNA BEACH
ACCOUNT NUMBER:

19100
00- -M -UC-UU -152-04
0221011-00-04007-04



Page 30 of 32
May 1, 2023 to May 31, 2023

TRANSACTION DETAIL (continued)

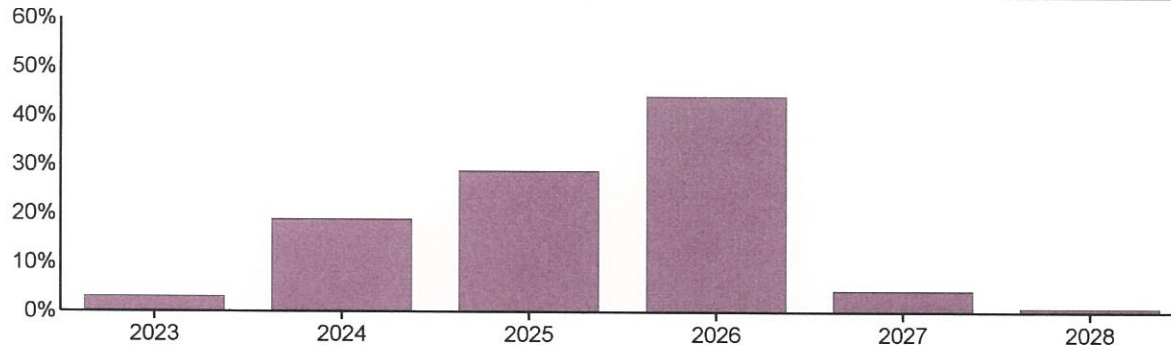
Date Posted	Activity	Description	Cash	Tax Cost
05/31/23	Asset Income	Interest Earned On Nicolet Natl C D 1.400% 3/31/25 0.001189 USD/\$1 Pv On 250,000 Par Value Due 5/31/23	297.26	
05/31/23	Asset Income	Interest Earned On Pacific C D 1.150% 3/31/25 0.000977 USD/\$1 Pv On 250,000 Par Value Due 5/31/23	244.18	
Ending Balance 05/31/2023			\$0.00	\$128,149,240.20



CITY OF LAGUNA BEACH
ACCOUNT NUMBER:

Page 31 of 32
May 1, 2023 to May 31, 2023

BOND SUMMARY



	Par Value	Market Value	Percentage of Category
MATURITY			
2023	3,750,000.00	3,671,042.50	3.11
2024	22,885,000.00	22,263,567.80	18.83
2025	36,826,000.00	34,041,235.67	28.77
2026	58,070,000.00	52,197,017.20	44.12
2027	5,500,000.00	5,126,385.00	4.33
2028	1,000,000.00	996,530.00	0.84
Total of Category	\$128,031,000.00	\$118,295,778.17	100.00

MOODY'S RATING

Aaa	88,220,000.00	80,891,387.20	68.38
Aa1	2,000,000.00	1,889,600.00	1.60
Aa2	3,570,000.00	3,355,427.90	2.84
Aa3	2,125,000.00	2,007,828.40	1.70
A1	4,066,000.00	3,765,831.12	3.18
A2	2,000,000.00	1,969,680.00	1.67
A3	2,000,000.00	1,945,790.00	1.64



CITY OF LAGUNA BEACH
ACCOUNT NUMBER

19100
00- -M -UC-UU -152-04
0221011-00-04007-04



Page 32 of 32
May 1, 2023 to May 31, 2023

BOND SUMMARY (continued)

	Par Value	Market Value	Percentage of Category
WR	3,950,000.00	3,561,308.00	3.01
N/A	14,105,000.00	13,155,431.25	11.12
NOT RATED	5,995,000.00	5,753,494.30	4.86
Total of Category	\$128,031,000.00	\$118,295,778.17	100.00
S&P RATING			
AAA	3,650,000.00	3,410,384.50	2.88
AA+	78,740,000.00	72,227,445.80	61.06
AA	4,760,000.00	4,473,947.05	3.78
AA-	2,070,000.00	1,947,895.40	1.65
A+	2,066,000.00	1,888,081.12	1.60
A	4,000,000.00	3,847,870.00	3.25
A-	3,000,000.00	2,820,390.00	2.38
N/A	20,500,000.00	18,712,692.50	15.82
NOT RATED	9,245,000.00	8,967,071.80	7.58
Total of Category	\$128,031,000.00	\$118,295,778.17	100.00

BOND SUMMARY MESSAGES

Data contained within this section excluded Mutual Funds, Exchange Traded Funds, and Closed-Ended Funds.

Glossary

Accretion - The accumulation of the value of a discounted bond until maturity.

Adjusted Prior Market Realized Gain/Loss - The difference between the proceeds and the Prior Market Value of the transaction.

Adjusted Prior Market Unrealized Gain/Loss - The difference between the Market Value and the Adjusted Prior Market Value.

Adjusted Prior Market Value - A figure calculated using the beginning Market Value for the fiscal year, adjusted for all asset related transactions during the period, employing an average cost methodology.

Amortization - The decrease in value of a premium bond until maturity.

Asset - Anything owned that has commercial exchange value. Assets may consist of specific property or of claims against others, in contrast to obligations due to others (liabilities).

Bond Rating - A measurement of a bond's quality based upon the issuer's financial condition. Ratings are assigned by independent rating services, such as Moody's, or S&P, and reflect their opinion of the issuer's ability to meet the scheduled interest and principal repayments for the bond.

Cash - Cash activity that includes both income and principal cash categories.

Change in Unrealized Gain/Loss - Also reported as Gain/Loss in Period in the Asset Detail section.

This figure shows the market appreciation (depreciation) for the current period.

Cost Basis (Book Value) - The original price of an asset, normally the purchase price or appraised value at the time of acquisition. Book Value method maintains an average cost for each asset.

Cost Basis (Tax Basis) - The original price of an asset, normally the purchase price or appraised value at the time of acquisition. Tax Basis uses client determined methods such as Last-In-First-Out (LIFO), First-In-First-Out (FIFO), Average, Minimum Gain, and Maximum Gain.

Ending Accrual - (Also reported as Accrued Income) Income earned but not yet received, or expenses incurred but not yet paid, as of the end of the reporting period.

Estimated Annual Income - The amount of income a particular asset is anticipated to earn over the next year. The shares multiplied by annual income rate.

Estimated Current Yield - The annual rate of return on an investment expressed as a percentage. For stocks, yield is calculated by taking the annual dividend payments divided by the stock's current share price. For bonds, yield is calculated by the coupon rate divided by the bond's market price.

Ex-Dividend Date - (Also reported as Ex-Date) For stock trades, the person who owns the security on the ex-dividend date will earn the dividend, regardless of who currently owns the stock.

Income Cash - A category of cash comprised of ordinary earnings derived from investments, usually dividends and interest.

Market Value - The price per unit multiplied by the number of units.

Maturity Date - The date on which an obligation or note matures.

Payable Date - The date on which a dividend, mutual fund distribution, or interest on a bond will be made.

Principal Cash - A category of cash comprised of cash, deposits, cash withdrawals and the cash flows generated from purchases or sales of investments.

Realized Gain/Loss Calculation - The Proceeds less the Cost Basis of a transaction.

Settlement Date - The date on which a trade settles and cash or securities are credited or debited to the account.

Trade Date - The date a trade is legally entered into.

Unrealized Gain/Loss - The difference between the Market Value and Cost Basis at the end of the current period.

Yield on/at Market - The annual rate of return on an investment expressed as a percentage. For stocks, yield is calculated by the annual dividend payments divided by the stock's current share price. For bonds, yield is calculated by the coupon rate divided by the bond's market price.

The terms defined in this glossary are only for use when reviewing your account statement. Please contact your Relationship Manager with any questions.