



**City of Laguna Beach  
Investment Report Quarterly Expanded**

**March 31, 2024**

**Prepared by: Laura Parisi, CPA, CCMT  
City Treasurer**

5/13/2024

Quarterly Expanded Investment Report

# City of Laguna Beach Investment Report

## Table of Contents

1. Narrative, March 31, 2024	4
2. Charts and Graphs	6
3. Monthly Report	9
4. Investment Detail by Investment Category	15
5. Investment Detail by Maturity	18
6. Custodian Statement With Transaction History	22

## **CITY OF LAGUNA BEACH INVESTMENT REPORT MARCH 2024**

The March 2024 Investment Report was expanded as required in the Investment Policy. It includes charts, two-year cash flows, interest forecasts and investment detail by policy category and investment maturity. The transaction history required by California law is provided in the Custodian Statement.

### **DISCUSSION**

At March 31, 2024, Cash and Investments totaled \$162 million dollars. During the month the portfolio decreased \$4.1 million dollars due to operating expenses and the debt service on the assessment district debts. The City Treasurer certified that the month-end portfolio complied with the Investment Policy and that there was sufficient liquidity to meet the City's forecasted expenditures for the next six months.

After the pandemic, the federal government rapidly increased interest rates to the highest level in over twenty years. Consequently, the rate of interest for recent City investment purchases and short-term funds have exceeded 5% which is much higher than those purchased around the pandemic period when interest rates were less than 1%. All investments were and are excellent quality credit ratings and will return the invested principle at maturity plus an interest stream.

Generally Accepted Accounting Principles require that investments are marked-to-market value in the Annual Comprehensive Financial Report. The mark-to-market valuations resulted in a \$3.6 million unrealized gain. Any unrealized gains or losses are accounting adjustments that will not impact operations, budget or cash.

The Investment Policy encourages a Buy and Hold investment strategy and has the following objectives, in order of priority.

**Safety:** The highest priority objective was achieved by investing in high quality securities that are authorized by the award-winning Investment Policy. Investments included Federal Agency securities, treasury notes and bills, the California pooled investment fund (LAIF), medium-term corporate notes or municipal bonds rated A or better, certificates of deposit and certain supranational securities. It noted that while the composite Nationally Recognized Statistical Ratings Organization for 3M remains policy compliant in the A category, Standard and Poors has rated the company BBB+. The bond is monitored for any changes.

**Liquidity:** Adequate funds were invested in treasury securities that target the anticipated cash requirements of the City and the Local Agency Investment Fund which provides participants with their funds on the day they are requested.

**Yield:** The average yield on March purchases was 5.29%. The high current market rates partially offset the lower rates on older investments resulting in a blended average yield for the entire portfolio of 2.45%. The 2023/24 anticipated realized interest income was estimated at \$2,980,000 reflecting the higher yields on recent purchases. The attached statement from US Bank anticipates an even higher \$3,237,000.



**City of Laguna Beach**  
**Realized Investment Income a**  
**Realized Income from Marketable Investments and Average Yield vs. 2 Year T-bill**  
**5 Year Trend and 2023/24 Estimate at May 13, 2024**

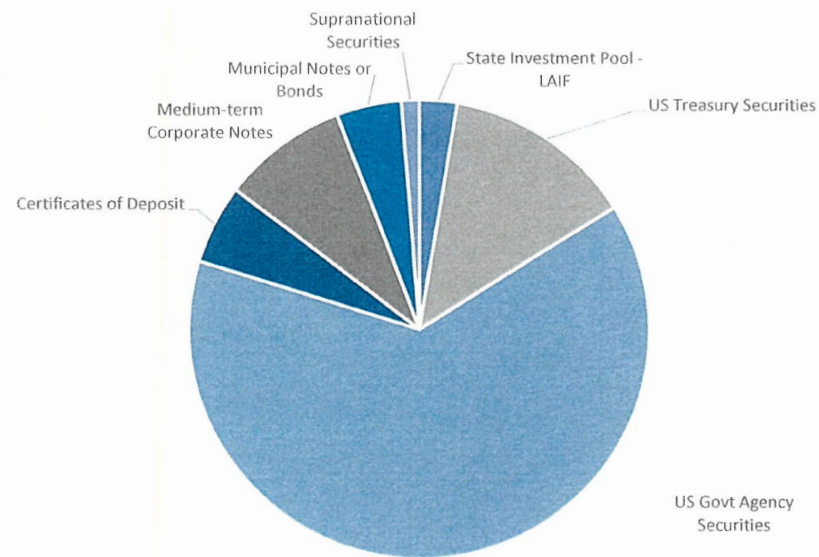
<u>Year-End Unless Noted</u>	<u>Actual</u>	<u>Budget</u>	<u>Fav/(Unfav)</u>	<u>Avg Yield</u>	<u>Benchmark</u> <u>2 Yr TBill</u>	<u>Fav/(Unfav)</u>
23/24 E	\$ 2,980,000	\$ 1,586,000	\$ 1,394,000	2.80%	4.25%	-1.45%
22/23	1,701,000	1,586,000	115,000	2.06%	4.87%	-2.81%
21/22	1,481,000	1,586,000	(105,000)	1.18%	2.82%	-1.64%
20/21	1,520,000	1,461,000	59,000	0.96%	0.25%	0.71%
19/20	2,424,000	1,237,000	1,187,000	1.66%	0.16%	1.50%
18/19	2,010,000	1,100,000	910,000	2.07%	1.75%	0.32%
17/18	1,412,000	1,100,000	312,000	1.83%	2.52%	-0.69%
Total	<u>\$ 13,528,000</u>	<u>\$ 9,656,000</u>	<u>\$ 3,872,000</u>	1.43%	1.38%	0.05%
Favorable			40%			

5/13/2024

Quarterly Expanded Investment Report

## City of Laguna Beach Month Ended March 31, 2024

### Safe and Diverse Fixed Income Investing With Award-Winning Investment Policy



### Distribution Maturity



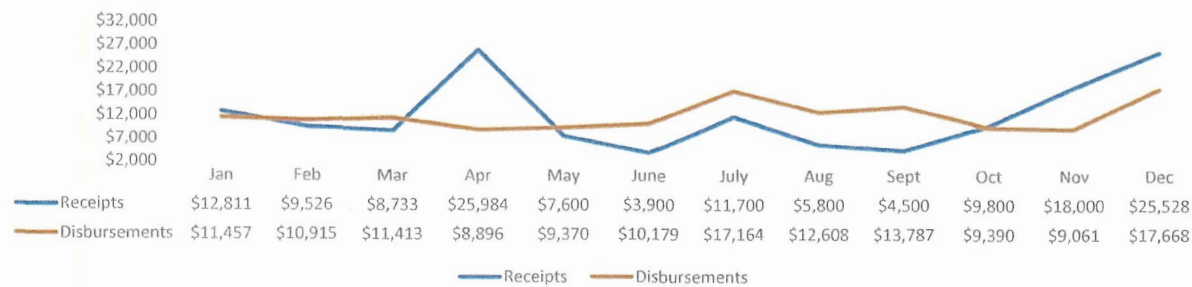
5/13/2024

Quarterly Expanded Investment Report

## City of Laguna Beach 2-Year Forecast

### Cash Flow Forecast 2024

(in thousands)

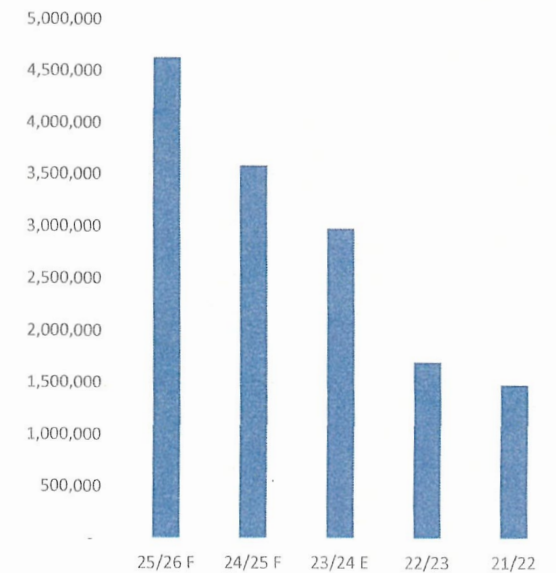


### Cash Flow Forecast 2025

(in thousands)



### 2 Year Realized Interest Forecast If Maturities are Re-invested at Benchmark 4.25%



5/13/2024

Quarterly Expanded Investment Report

**City of Laguna Beach**  
City Treasurer Monthly Report - Unaudited  
For the Month of March 2024

**Cash Activity for the Month**

Cash and investments, beginning of month	\$ 164,723,854.23
Cash receipts	8,732,706.83
Cash disbursements	(11,413,369.86)
<b>Cash and investments, end of month</b>	<b>\$ 162,043,191.20</b>

**Cash and Investment Portfolio at Month-End**

	Current Year				Prior Year
	Fair Value	Cost - General Ledger	Pct. of Total	Avg. Return	Cost
<b>Long-term marketable securities</b>					
Federal agency securities	\$ 89,112,437.36	\$ 94,787,485.80	58%	1.81%	\$ 85,843,240.00
Medium-term corporate notes	6,454,294.44	6,895,488.20	4%	1.39%	11,978,543.35
Certificates of Deposit - Insured	1,898,510.00	2,000,000.00	1%	1.61%	7,750,000.00
Municipal bonds	3,707,295.40	3,929,148.75	2%	1.14%	7,330,406.85
Supranational security	1,861,660.00	1,998,870.00	1%	0.62%	1,998,870.00
Subtotal	103,034,197.20	109,610,992.75	68%	1.73%	114,901,060.20
<b>Short-term marketable securities</b>					
State Local Agency Investment Fund (LAIF)	4,255,940.30	4,280,806.36	3%	4.23%	26,548,386.67
Federal securities	28,209,585.00	28,039,137.68	17%	4.78%	2,998,040.00
Medium-term corporate notes & Commercial Paper	6,046,945.84	6,142,339.35	4%	1.81%	3,026,240.00
Municipal bonds	3,251,773.50	3,401,258.10	2%	1.37%	1,478,900.00
Certificates of Deposit - Insured	6,909,750.00	7,000,000.00	4%	3.39%	1,995,000.00
Subtotal	48,673,994.64	48,863,541.49	30%	3.93%	36,046,566.67
<b>Savings, checking and change funds</b>					
Savings accounts	504,042.34	504,042.34	0%	1.42%	541,230.85
Checking accounts	1,493,440.24	1,493,440.24	1%	Allowance (a).	1,462,610.48
Petty cash/change funds	7,600.00	7,600.00	0%	0.00%	5,600.00
Subtotal	2,005,082.58	2,005,082.58	1%	N.D.	2,009,441.33
LAIF - Tax-exempt bond proceeds	28,152.21	28,316.69	0%	4.23%	27,383.51
Trustee-held assessment district funds	457,319.72	533,019.45	0%	4.23%	399,232.31
<b>Total cash and marketable securities</b>	<b>154,198,746.34</b>	<b>161,040,952.96</b>	<b>99%</b>		<b>153,383,684.02</b>
Assessment district bonds/loans	Not	696,993.00	0%	2.12%	711,993.00
Essential employee loan program (b).	Available	305,245.24	0%	2.27%	319,501.49
<b>Total</b>		<b>\$ 162,043,191.20</b>	<b>100%</b>		<b>\$ 154,415,178.51</b>

(a). The earnings allowance credit applies to funds held by Bank of America and partially offset the bank fees.

(b). Balance was not agreed to the City General Ledger.

(c). City financed assessment districts are reported as investments above. The \$271,000 cash loaned to the districts is also reported above.

**City of Laguna Beach**  
Investment Portfolio Detail - Unaudited  
March 31, 2024

Investment Type	CUSIP	FDIC/NCUA Certificate	Rating	Par Value	Fair Value (a)	Purchase Price	Premium (Discount)	Purchase or Dated	Maturity Date	Coupon Rate	Purchase Yield (b)	Current Yield (a)	Days to Maturity
(1) State Investment Pool (LAIF) (a)			NR	\$ 4,280,806.36	\$ 4,255,940.30	\$ 4,280,806.36	-		Today	4.23%	4.23%	4.23%	Today
(2) LAIF Bond Proceeds (a)			NR	28,316.69	28,152.21	28,316.69	-		Today	4.23%	4.23%	4.23%	Today
(3) CD BMO Harris Bank NA	05600XMY3	16571	NR	250,000.00	249,987.50	250,000.00	-	03/31/23	04/01/24	5.10%	5.10%	5.10%	1
(4) CD Charles Schwab Bank	15987UAW8	57450	NR	250,000.00	249,990.00	250,000.00	-	03/23/23	04/05/24	5.35%	5.35%	5.35%	5
(5) Corp Mass Mutual Global Funding	57629WDB3		AA+	1,070,000.00	1,068,523.40	1,060,241.60	(9,758.40)	12/20/21	04/12/24	0.60%	1.00%	0.60%	12
(6) CD Comenity Bank	20033AU38	57570	NR	250,000.00	249,675.00	250,000.00	-	04/15/19	04/15/24	2.80%	2.79%	2.80%	15
(7) A United States Treasury Note	912797HG5		AA+	3,000,000.00	2,989,500.00	2,922,267.48	(77,732.52)	10/31/23	04/25/24	0.00%	5.50%	5.50%	25
(8) CD Affinity FCU	00832KBT5	857	NR	250,000.00	250,132.50	250,000.00	-	11/15/23	05/15/24	5.80%	5.80%	5.79%	45
(9) Corp IBM	459200JY8		A-	1,000,000.00	996,540.00	1,012,813.55	12,813.55	06/05/19	05/15/24	3.00%	2.72%	3.01%	45
(10) A United States Treasury Note	912828WJ5		AA+	4,000,000.00	3,986,120.00	3,963,800.00	(36,200.00)	01/11/24	05/15/24	2.50%	5.16%	5.16%	45
(11) CD Enterprise Bank	29367RKT2	34786	NR	250,000.00	249,055.00	250,000.00	-	05/16/19	05/16/24	2.60%	2.60%	2.61%	46
(12) CD Local Government Bank	53955LAC1	24003	NR	250,000.00	249,870.00	250,000.00	-	05/17/23	05/17/24	5.15%	5.15%	5.15%	47
(13) CD Mid American Bank	59522NAC8	65378	NR	250,000.00	249,872.50	250,000.00	-	05/24/23	05/23/24	5.20%	5.20%	5.20%	53
(14) CD Wells Fargo	949763D60	3511	NR	250,000.00	248,660.00	250,000.00	-	05/30/19	06/10/24	2.70%	2.70%	2.72%	71
(15) Agency Federal Home Loan Mtg Corp	3134GXDL5		AA+	1,000,000.00	990,210.00	958,450.00	(41,550.00)	08/03/23	06/10/24	0.35%	5.40%	5.40%	71
(16) Agency Federal Home Loan Mtg Corp	3134GVE79		AA+	500,000.00	495,245.00	479,840.00	(20,160.00)	08/03/23	06/10/24	0.50%	5.40%	5.40%	71
(17) Corp American Honda Finance	02665WCZ2		A-	1,000,000.00	992,560.00	1,010,000.00	10,000.00	09/20/19	06/27/24	2.40%	2.18%	2.42%	88
(18) Agency Federal Home Loan Bank	3130AUSA8		AA+	1,000,000.00	999,570.00	1,000,000.00	-	12/28/22	06/28/24	5.13%	5.13%	5.13%	89
(19) A United States Treasury Note	91282CEX5		AA+	3,000,000.00	2,982,450.00	2,955,450.00	(44,550.00)	11/14/23	06/30/24	3.00%	5.43%	5.43%	91
(20) CD SouthState Bank National Assn	84476JAP2	33555	NR	250,000.00	249,870.00	250,000.00	-	03/30/23	07/01/24	5.20%	5.20%	5.20%	92
(21) A United States Treasury Note	912796Y52		AA+	4,000,000.00	3,945,240.00	3,930,480.00	(69,520.00)	03/05/24	07/05/24	0.00%	5.31%	5.31%	96
(22) Agency Federal Home Loan Bank	3130AMZ88		AA+	1,000,000.00	986,390.00	1,000,000.00	-	07/12/21	07/12/24	0.52%	0.52%	0.53%	103
(23) A United States Treasury Note	91282CFA4		AA+	5,000,000.00	4,961,050.00	4,889,062.50	(110,937.50)	08/02/23	07/31/24	0.00%	5.32%	5.32%	122
(24) Muni Yosemite Community College Txb	987388GL3		AA-	750,000.00	738,990.00	752,317.50	2,317.50	11/04/20	08/01/24	0.80%	0.72%	0.82%	123
(25) A United States Treasury Bill	912797JU2		AA+	3,000,000.00	2,947,440.00	2,943,317.70	(56,682.30)	03/20/24	08/01/24	0.00%	5.26%	5.26%	123
(26) CD Merrik Bank	59013KBZ8	34519	NR	250,000.00	247,107.50	250,000.00	-	08/09/19	08/09/24	2.15%	2.15%	2.17%	131
(27) Agency Federal Home Loan Bank	3130AQW6		AA+	1,000,000.00	983,590.00	1,000,000.00	-	02/16/22	08/16/24	1.20%	1.20%	1.22%	138
(28) CD First Foundation Bank	32026UN93	58647	NR	250,000.00	249,790.00	250,000.00	-	05/19/23	08/19/24	5.10%	5.10%	5.10%	141
(29) CD Raymond James Bank NA	75472RAE1	33893	NR	250,000.00	246,637.50	250,000.00	-	08/23/19	08/23/24	2.00%	2.00%	2.03%	145
(30) CD Live Oak Banking Company	538036JU9	58665	NR	250,000.00	246,280.00	250,000.00	-	02/28/23	08/28/24	1.70%	1.70%	1.73%	150
(31) CD Morgan Stanley Bank, National Assn	61690U3P3	32992	NR	250,000.00	249,570.00	250,000.00	-	03/30/23	09/30/24	5.00%	5.00%	5.01%	183
(32) CD Morgan Stanley Private Bank, National	61768ERG0	34221	NR	250,000.00	249,570.00	250,000.00	-	03/30/23	09/30/24	5.00%	5.00%	5.01%	183
(33) Muni Folsom Cordova USD GO Txbi	34440PCM1		AA-	820,000.00	810,406.00	891,610.60	71,610.60	10/10/20	10/01/24	3.00%	0.72%	3.04%	184
(34) Corp Bank of New York Mellon	06406RAL1		A	1,000,000.00	980,710.00	1,000,000.00	-	10/31/19	10/24/24	2.10%	2.10%	2.14%	207
(35) Corp New York Life Global FDG	64952WEJ8		AA+	1,000,000.00	974,230.00	1,000,000.00	-	11/03/21	10/29/24	0.90%	0.90%	0.92%	212
(36) Muni Los Angeles Txbi	544587Y44		AA-	250,000.00	243,657.50	250,000.00	-	08/20/20	11/01/24	0.89%	0.89%	0.91%	215
(37) Muni Modesto Wstwr Txbi	607802BZ7		AA	1,000,000.00	974,160.00	1,003,320.00	3,320.00	11/10/20	11/01/24	0.84%	0.75%	0.86%	215
(38) CD Western Alliance Bank	95763PML2	57512	NR	250,000.00	249,620.00	250,000.00	-	05/12/23	11/12/24	5.00%	5.00%	5.06%	226
(39) Agency Federal Home Loan Bank	3130APVZ5		AA+	1,000,000.00	972,880.00	1,000,000.00	-	12/02/21	12/02/24	1.05%	1.05%	1.08%	246
(40) CD Austin Telco	052392CF2	4584	NR	250,000.00	249,622.50	250,000.00	-	12/16/22	12/16/24	5.00%	5.00%	5.01%	260
(41) CD Workers	98138MBA7	24923	NR	250,000.00	249,515.00	250,000.00	-	12/16/22	12/16/24	4.95%	4.95%	4.96%	260
(42) CD WebBank	947547NT8	34404	NR	250,000.00	242,280.00	250,000.00	-	12/29/21	12/30/24	1.00%	1.00%	1.03%	274
(43) Muni San Buenaventura Utility	797053AZ8		AA	500,000.00	484,560.00	504,010.00	4,010.00	12/17/20	01/01/25	0.90%	0.70%	0.93%	276
(44) Agency Federal Home Loan Bank	3130AQTG4		AA+	1,000,000.00	969,900.00	996,470.00	(3,530.00)	01/13/22	01/13/25	1.10%	1.22%	1.13%	288
(45) Corp Toyota Mtr Credit	89236TGT6		A+	1,066,000.00	1,034,382.44	1,059,284.20	(6,715.80)	02/28/22	02/13/25	1.80%	2.02%	1.86%	319
(46) CD First Technology	33715LEN6	19976	NR	250,000.00	249,395.00	250,000.00	-	02/17/23	02/18/25	4.85%	4.85%	4.86%	324
(47) CD RAIZ	75102EAE8	1409	NR	250,000.00	249,285.00	250,000.00	-	02/17/23	02/18/25	4.80%	4.80%	4.81%	324
(48) CD Poppy Bank	73319FAF6	57903	NR	250,000.00	240,517.50	250,000.00	-	03/18/20	03/18/25	1.10%	1.10%	1.14%	352
(49) CD Crescent Bk & Tr LA	225645DN7	33492	NR	250,000.00	240,472.50	250,000.00	-	03/20/20	03/20/25	1.10%	1.10%	1.14%	354
(50) CD Adirondack Bank	00687QAT9	28380	NR	250,000.00	240,355.00	250,000.00	-	03/25/20	03/25/25	1.10%	1.10%	1.14%	359
(51) CD Border State Bank	099703GF1	15684	NR	250,000.00	240,307.50	250,000.00	-	03/27/20	03/27/25	1.10%	1.10%	1.14%	361
(52) CD Lakeside Bank	51210SSD0	19573	NR	250,000.00	240,982.50	250,000.00	-	03/30/20	03/31/25	1.40%	1.40%	1.45%	365
(53) CD Nicolet National Bank	654062JZ2	57038	NR	250,000.00	240,970.00	250,000.00	-	03/31/20	03/31/25	1.40%	1.40%	1.45%	365
(54) CD Pacific Enterprise Bank	694231AC5	58415	NR	250,000.00	240,360.00	250,000.00	-	03/31/20	03/31/25	1.15%	1.15%	1.20%	365
(55) CD Discover Bank	254673A22	5649	NR	250,000.00	241,360.00	250,000.00	-	04/02/20	04/02/25	1.45%	1.45%	1.60%	367
(56) CD Synchrony Bank	87165FZD9	27314	NR	250,000.00	240,787.50	250,000.00	-	04/17/20	04/17/25	1.45%	1.45%	1.50%	382
(57) Agency Federal Farm Credit Bank	3133EPGK5		AA+	1,000,000.00	1,000,000.00	1,000,000.00	-	04/21/23	04/21/25	5.25%	5.25%	5.25%	386
(58) CD Pacific Western Bank	69506YRL5	24045	NR	250,000.00	239,982.50	250,000.00	-	04/30/20	04/30/25	1.25%	1.25%	1.30%	395
(59) Muni Huntington Bch Pub	446216HJ5		AA	300,000.00	286,644.00	300,000.00	-	08/12/20	05/01/25	0.94%	0.94%	0.99%	396
(60) Agency Federal Home Loan Mtg Corp	3134GVVX3		AA+	1,000,000.00	952,440.00	1,000,000.00	-	05/28/20	05/28/25	0.75%	0.75%	0.79%	423

**City of Laguna Beach**  
Investment Portfolio Detail - Unaudited  
March 31, 2024

	Investment Type	CUSIP	FDIC/NCUA Certificate	Rating	Par Value	Fair Value (a)	Purchase Price	Premium (Discount)	Purchase or Dated	Maturity Date	Coupon Rate	Purchase Yield (b)	Current Yield (a)	Days to Maturity
(61)	CD Texas Exchange Bank	88241TIIJ2	20099	NR	250,000.00	238,182.50	250,000.00	-	04/30/20	06/13/25	1.00%	1.00%	1.05%	439
(62)	Muni San Jose Ca Fin Auth	446216IJJ5		AA	1,055,000.00	1,006,965.85	1,063,070.75	8,070.75	10/15/20	06/01/25	1.22%	1.05%	1.28%	427
(63)	Corp Precision CastParts Corp	740189AM7		AA-	1,000,000.00	978,040.00	1,111,780.00	111,780.00	06/26/20	06/15/25	3.25%	0.83%	3.32%	441
(64)	Corp Guardian Life Global Fund	40139LAG8		AA+	1,000,000.00	951,280.00	967,460.00	(32,540.00)	02/28/22	06/23/25	1.10%	2.12%	1.16%	449
(65)	Agency Federal Home Loan Bank	3130AQGV9		AA+	1,000,000.00	953,200.00	1,000,000.00	-	01/18/22	07/18/25	1.20%	1.20%	1.26%	474
(66)	Muni Tamalpais Union High School CA	874857KUR		Aaa	500,000.00	472,045.00	500,000.00	-	08/12/20	08/01/25	0.51%	0.51%	0.53%	488
(67)	Muni Covina CA Pension Oblig Rev Txbl	223047AD3		AA	505,000.00	477,028.05	505,000.00	-	07/28/21	08/01/25	0.98%	0.98%	1.04%	488
(68)	Muni Chino Public Financing Authority	169548FL3		AA	400,000.00	378,900.00	406,048.00	6,048.00	08/12/20	09/01/25	1.45%	1.10%	1.53%	519
(69)	Muni La Quinta Redevelopment	50420BDE9		AA	1,000,000.00	944,840.00	1,005,030.00	5,030.00	04/14/21	09/01/25	1.17%	1.05%	1.24%	519
(70)	Agency Federal Home Loan Mtg Corp	3134GWUV6		AA+	2,000,000.00	1,874,500.00	1,998,460.00	(1,540.00)	10/29/20	09/30/25	0.52%	0.54%	0.55%	548
(71)	Agency Federal Home Loan Bank	3130AKBX3	67955	AA+	2,000,000.00	1,870,080.00	1,998,500.00	(1,500.00)	10/26/20	10/15/25	0.52%	0.68%	0.56%	563
(72)	Agency Federal Farm Credit Bank	3133EMEC2		AA+	2,000,000.00	1,870,760.00	1,998,500.00	(1,500.00)	10/23/20	10/22/25	0.52%	0.68%	0.57%	570
(73)	Agency Federal Home Loan Bank	3130AVRC8		AA+	1,000,000.00	996,040.00	1,000,000.00	-	04/28/23	10/28/25	5.25%	5.25%	5.27%	576
(74)	Supra Intel Bk Recon & Develop	459058JL8		AAA	1,000,000.00	935,330.00	998,870.00	(1,130.00)	10/28/20	10/28/25	0.50%	0.53%	0.53%	576
(75)	Agency Federal Home Loan Mtg Corp	3134GXAP9		AA+	1,000,000.00	933,780.00	1,000,000.00	-	11/12/20	11/12/25	0.60%	0.60%	0.64%	591
(76)	Agency Federal Home Loan Mtg Corp	3135GA3Z2		AA+	2,000,000.00	1,859,440.00	2,000,000.00	-	11/25/20	11/25/25	0.60%	0.60%	0.64%	604
(77)	Agency Federal Home Loan Mtg Corp	3134GXCS1		AA+	2,000,000.00	1,865,380.00	2,000,000.00	-	11/25/20	11/25/25	0.63%	0.63%	0.67%	604
(78)	Agency Federal Home Loan Mtg Corp	3134GXFA7		AA+	2,000,000.00	1,865,940.00	2,000,000.00	-	11/26/20	11/26/25	0.65%	0.65%	0.70%	605
(79)	Agency Federal Home Loan Mtg Corp	3134GXDM3		AA+	2,000,000.00	1,863,900.00	2,000,000.00	-	12/01/20	12/01/25	0.62%	0.62%	0.67%	610
(80)	Agency Federal Home Loan Mtg Corp	3134GXFV1		AA+	1,000,000.00	930,360.00	1,000,000.00	-	12/17/20	12/17/25	0.63%	0.63%	0.67%	626
(81)	Agency Federal Home Loan Bank	3130AKHR0	628	AA+	1,000,000.00	929,300.00	1,000,000.00	-	12/18/20	12/18/25	0.63%	0.63%	0.67%	627
(82)	Agency Federal Nati Mtg Assn	3135GA5R8		AA+	1,000,000.00	927,250.00	1,000,000.00	-	12/18/20	12/18/25	0.63%	0.63%	0.67%	627
(83)	Agency Federal Home Loan Mtg Corp	3134GXHL1		AA+	1,000,000.00	930,910.00	1,000,000.00	-	12/30/20	12/30/25	0.70%	0.70%	0.75%	639
(84)	CD Alliant	01882MAD4		NR	250,000.00	250,847.50	250,000.00	-	12/30/22	12/30/25	5.10%	5.10%	5.08%	639
(85)	Muni Manhattan Beach - TXBL	562784AF5		AA	150,000.00	140,872.50	150,000.00	-	05/12/21	01/01/26	1.19%	1.19%	1.26%	641
(86)	Agency Federal Home Loan Bank	3130AKQ74		AA+	2,000,000.00	1,854,560.00	2,000,000.00	-	01/22/21	01/22/26	0.63%	0.63%	0.67%	662
(87)	Corp JP Morgan Chase Bank	46632FRU1		A+	1,000,000.00	923,110.00	1,000,000.00	-	01/22/21	01/22/26	0.70%	0.70%	0.77%	662
(88)	Agency Federal Home Loan Bank	3130APY59		AA+	2,000,000.00	1,982,600.00	2,000,000.00	-	01/26/24	01/26/26	5.50%	5.50%	5.55%	666
(89)	Agency Federal Home Loan Bank	3130AKRN8		AA+	2,000,000.00	1,849,040.00	2,000,000.00	-	01/28/21	01/28/26	0.65%	0.66%	0.70%	668
(90)	Agency Federal Home Loan Bank	3130AKPN0		AA+	2,000,000.00	1,852,380.00	2,000,000.00	-	01/29/21	01/29/26	0.60%	0.60%	0.65%	669
(91)	Corp Apple Inc	037833EB2	628	AA+	800,000.00	742,192.00	798,824.00	(1,176.00)	02/08/21	02/08/26	0.73%	0.70%	0.75%	679
(92)	CD JP Morgan Chase Bank	48128UYQ6		NR	250,000.00	230,882.50	250,000.00	-	02/09/21	02/09/26	0.55%	0.55%	0.60%	680
(93)	Supra Intel Bk Recon & Develop	459058JS3		AAA	1,000,000.00	926,330.00	1,000,000.00	-	02/10/21	02/10/26	0.65%	0.65%	0.70%	681
(94)	Agency Federal Home Loan Bank	3130AL2G8		AA+	1,000,000.00	923,960.00	1,000,000.00	-	02/18/21	02/18/26	0.60%	0.60%	0.65%	689
(95)	Agency Federal Home Loan Mtg Corp	3134HITV5		AA+	2,000,000.00	1,995,160.00	2,000,000.00	-	02/22/24	02/18/26	5.05%	5.05%	5.06%	689
(96)	Agency Federal Home Loan Bank	3130AL7M0		AA+	1,000,000.00	923,900.00	998,650.00	(1,350.00)	02/24/21	02/24/26	0.63%	0.63%	0.68%	695
(97)	Agency Federal Home Loan Bank	3130AL5X8		AA+	2,000,000.00	1,850,280.00	2,000,000.00	-	02/24/21	02/24/26	0.65%	0.65%	0.70%	695
(98)	Agency Federal Home Loan Bank	3130ALCV4		AA+	2,000,000.00	1,855,840.00	2,000,000.00	-	02/24/21	02/24/26	0.75%	0.75%	0.81%	695
(99)	Agency Farmer Mac	31422XBN1		AA+	1,000,000.00	924,970.00	1,000,000.00	-	02/25/21	02/25/26	0.69%	0.69%	0.75%	696
(100)	Agency Federal Home Loan Bank	3130ALD76		AA+	2,000,000.00	1,850,300.00	2,000,000.00	-	02/25/21	02/25/26	0.70%	0.70%	0.76%	696
(101)	Agency Federal Home Loan Bank	3130AKZ25	33124	AA+	1,000,000.00	925,240.00	1,000,000.00	-	02/26/21	02/26/26	0.65%	0.65%	0.70%	697
(102)	Agency Federal Farm Credit Bank	3133EMSI16		AA+	1,000,000.00	925,860.00	1,000,000.00	-	03/03/21	03/03/26	0.79%	0.79%	0.85%	702
(103)	Agency Federal Farm Credit Bank	3133EMSU7		AA+	1,000,000.00	925,510.00	1,000,000.00	-	03/09/21	03/09/26	0.80%	0.80%	0.86%	708
(104)	Agency Federal Home Loan Bank	3130ALFS8		AA+	2,000,000.00	1,850,340.00	2,000,000.00	-	03/10/21	03/10/26	0.80%	0.80%	0.86%	709
(105)	Corp Bank of America	06048WL65		A-	1,000,000.00	912,540.00	985,200.00	(14,800.00)	04/01/21	03/10/26	1.05%	1.36%	1.15%	709
(106)	Agency Federal Home Loan Bank	3130ALDN1		AA+	2,000,000.00	1,851,500.00	2,000,000.00	-	03/16/21	03/16/26	0.80%	0.80%	0.86%	715
(107)	Agency Federal Farm Credit Bank	3133ENSD3		AA+	1,000,000.00	950,200.00	1,000,000.00	-	03/18/22	03/18/26	2.15%	2.15%	2.26%	717
(108)	Agency Federal Home Loan Bank	3130ALGC2		AA+	2,000,000.00	1,853,100.00	2,000,000.00	-	03/23/21	03/23/26	0.88%	0.88%	0.94%	722
(109)	Agency Federal Home Loan Bank	3130ALGJ7		AA+	1,950,000.00	1,809,795.00	1,950,000.00	-	03/23/21	03/23/26	1.00%	1.00%	1.08%	722
(110)	Agency Federal Home Loan Bank	3130ALXJ8		AA+	1,420,000.00	1,319,094.80	1,420,000.00	-	04/29/21	04/29/26	1.15%	1.15%	1.24%	759
(111)	Agency Farmer Mac	31422XFP2	33124	AA+	1,000,000.00	932,660.00	1,000,000.00	-	05/04/21	05/04/26	0.95%	0.95%	1.03%	761
(112)	Agency Farmer Mac	31422XHF2		AA+	1,000,000.00	919,800.00	1,000,000.00	-	06/10/21	06/10/26	0.93%	0.93%	1.01%	804
(113)	Agency Farmer Mac	31422XJM5		AA+	1,000,000.00	918,320.00	983,410.00	(16,590.00)	12/27/21	06/29/26	0.94%	1.32%	1.02%	820
(114)	Agency Federal Home Loan Bank	3130AMSS2		AA+	1,000,000.00	922,340.00	1,000,000.00	-	06/30/21	06/30/26	1.05%	1.05%	1.14%	821
(115)	Agency Federal Farm Credit Bank	3133EMP63		AA+	1,000,000.00	919,090.00	999,250.00	(750.00)	06/30/21	06/30/26	1.00%	1.00%	1.07%	821
(116)	Agency Federal Home Loan Bank	3130AQ579		AA+	1,000,000.00	940,550.00	1,000,000.00	-	02/07/22	08/07/26	1.38%	1.38%	1.46%	859
(117)	Agency Federal Home Loan Bank	3130ANPN1		AA+	1,000,000.00	918,110.00	1,000,000.00	-	08/30/21	08/24/26	1.10%	1.10%	1.20%	876
(118)	Corp 3M Company	88579YAV3		A-	1,000,000.00	932,750.00	972,940.00	(27,060.00)	09/31/22	09/19/26	2.25%	2.90%	2.41%	902
(119)	Agency Federal Home Loan Bank	3130ANRR3		AA+	2,000,000.00	1,827,520.00	2,000,000.00	-	09/17/21	09/17/26	1.00%	1.00%	1.09%	900
(120)	CD Goldman Sacs	38149MA94		NR	250,000.00	228,490.00	250,000.00	-	09/29/21	09/29/26	1.05%	1.05%	1.15%	912

**City of Laguna Beach**  
Investment Portfolio Detail - Unaudited  
March 31, 2024

	Investment Type	CUSIP	FDIC/NCUA Certificate	Rating	Par Value	Fair Value (a)	Purchase Price	Premium (Discount)	Purchase or Dated	Maturity Date	Coupon Rate	Purchase Yield (b)	Current Yield (a)	Days to Maturity
(121)	Agency Federal Home Loan Bank	3130ANYN4	60269	AA+	2,000,000.00	1,828,240.00	2,000,000.00	-	09/30/21	09/30/26	1.00%	1.00%	1.09%	913
(122)	Agency Federal Home Loan Bank	3130AP4X0		AA+	1,000,000.00	913,010.00	1,000,000.00	-	09/30/21	09/30/26	1.00%	1.00%	1.09%	913
(123)	CD Greenstate	39573LBA0		NR	250,000.00	227,977.50	250,000.00	-	10/15/21	10/15/26	1.05%	1.05%	1.15%	928
(124)	Agency Federal Farm Credit Bank	3133ENBK5		AA+	1,000,000.00	912,620.00	1,000,000.00	-	10/20/21	10/20/26	1.14%	1.14%	1.25%	933
(125)	Agency Federal Home Loan Bank	3130APL37		AA+	1,000,000.00	922,060.00	1,000,000.00	-	11/16/21	11/16/26	1.40%	1.40%	1.52%	960
(126)	Agency Federal Farm Credit Bank	3133ENEM8		AA+	1,000,000.00	916,380.00	1,000,000.00	-	11/23/21	11/23/26	1.43%	1.43%	1.56%	967
(127)	Agency Farmer Mac	31422XPE6		AA+	1,000,000.00	913,140.00	1,000,000.00	-	11/23/21	11/23/26	1.30%	1.30%	1.42%	967
(128)	Agency Federal Home Loan Bank	3130APU78		AA+	1,000,000.00	918,780.00	1,000,000.00	-	11/24/21	11/24/26	1.30%	1.30%	1.41%	968
(129)	Agency Federal Home Loan Bank	3130APQW8		AA+	1,000,000.00	923,730.00	1,000,000.00	-	11/24/21	11/24/26	1.50%	1.50%	1.62%	968
(130)	Agency Federal Farm Credit Bank	3133ENFN5		AA+	1,000,000.00	918,600.00	1,000,000.00	-	11/30/21	11/30/26	1.54%	1.54%	1.68%	974
(131)	Agency Federal Home Loan Bank	3130APV77		AA+	2,000,000.00	1,843,880.00	2,000,000.00	-	12/10/21	12/10/26	1.50%	1.50%	1.63%	984
(132)	Agency Federal Farm Credit Bank	3133ENHC7		AA+	2,000,000.00	1,849,960.00	2,000,000.00	-	12/14/21	12/14/26	1.60%	1.60%	1.73%	988
(133)	Agency Federal Home Loan Bank	3130APXD2		AA+	1,000,000.00	923,270.00	1,000,000.00	-	12/17/21	12/17/26	1.55%	1.55%	1.68%	991
(134)	Agency Federal Home Loan Bank	3134H1MK6		AA+	2,000,000.00	1,997,400.00	2,000,000.00	-	12/22/23	12/21/26	5.40%	5.40%	5.41%	995
(135)	Agency Federal Home Loan Bank	3130AQEW9		AA+	1,000,000.00	919,150.00	1,000,000.00	-	01/14/22	01/14/27	1.50%	1.50%	1.63%	1,019
(136)	Agency Federal Home Loan Bank	3130AQHCo		AA+	1,000,000.00	921,290.00	1,000,000.00	-	01/28/22	01/28/27	1.65%	1.65%	1.79%	1,033
(137)	Agency Federal Home Loan Bank	3130AQJH7		AA+	500,000.00	461,960.00	500,000.00	-	01/28/22	01/28/27	1.75%	1.75%	1.89%	1,033
(138)	Agency Federal Home Loan Bank	3130AQSM6		AA+	1,000,000.00	931,990.00	1,000,000.00	-	02/25/22	02/25/27	2.05%	2.05%	2.20%	1,061
(139)	Agency Federal Home Loan Bank Step	3130ARPG0		AA+	1,000,000.00	968,590.00	1,000,000.00	-	04/28/22	04/28/27	3.00%	3.00%	3.35%	1,123
(140)	Agency Federal Farm Credit Bank	3133EN4K3		AA+	1,000,000.00	992,440.00	1,000,000.00	-	12/20/22	12/20/27	5.33%	5.33%	5.37%	1,359
(141)	Agency Federal Home Loan Bank	3130AW5X4		AA+	1,000,000.00	1,000,110.00	1,000,000.00	-	05/30/23	05/24/28	5.15%	5.15%	5.15%	1,515
(142)	Agency Federal Farm Credit Bank	31424WDX7		AA+	2,000,000.00	1,990,520.00	2,000,000.00	-	12/27/23	12/27/28	5.14%	5.14%	5.16%	1,732
(143)	Agency Federal Home Loan Bank	3130AYFM3		AA+	3,000,000.00	2,998,410.00	3,000,000.00	-	01/12/24	01/12/29	5.60%	5.60%	5.60%	1,748
(144)	Agency Federal Home Loan Mtg Corp	3134H1RK1		AA+	3,000,000.00	2,994,990.00	3,000,000.00	-	02/09/24	02/09/29	5.50%	5.50%	5.51%	1,776
(145)	<b>Total Marketable Securities</b>				\$ 158,845,123.05	\$ 151,736,344.04	\$ 158,502,850.93	\$ (342,272.12)	<b>Averages</b>			2.38%	2.45%	1.6
											<b>2 Year Treasury Bill</b>		<b>4.59%</b>	<b>yrs</b>

(a) Provided by US Bank at month end excluding LAIF.

(b) Provided by Bloomberg at the time of purchase.





## City of Laguna Beach Policy Compliance

March 2024

March 2024				
Status		Policy Name	Rules	Comments
Compliant		Annual Investment Policy	21.0	
Compliant		Annual resolution delegating authority	5.0	
Compliant		Annual approval of the Deputy Treasurer with investment authorization	5.0	
Compliant		Maintain a list of authorized broker/dealers	7.0	
Compliant		Annual review of broker/dealer financial condition and registrations	7.0	
Compliant		Internal Control Annual Review for Compliance with Investment Policy	16.0	
Compliant		Socially responsible investing	18.0	

Status	Rule Basis	Rule Requirement	Rule Limit	Comments
Compliant	Diversification	Treasury Securities	100%	
Compliant	Diversification	US Government Agency Securities	100%	
Compliant	Diversification	Certificates of Deposit	25%	
Compliant	Diversification	Certificates of Deposit FDIC Insured	100%	
Compliant	Diversification	Bankers Acceptances	25%	
Compliant	Safety	Bankers Acceptances - not greater than 180 days and issued by one of the 10 largest banks	100%	
Compliant	Diversification	Commercial Paper	25%	
Compliant	Diversification	Commercial Paper Issuer Concentration	3%	
Compliant	Safety	Commercial Paper rated A-1 P-1 by at least 2 NASROs	100%	
Compliant	Diversification	Bank Deposits	25%	
Compliant	Diversification	Bank Deposits FDIC Insured or Collateralized	100%	
Compliant	Diversification	Medium-term Corporate Notes	25%	
Compliant	Diversification	Medium-term Corporate Notes Issuer Concentration	3%	
Compliant	Safety	Medium-term Corporate Notes rated A or better by a NRSRO	25%	3M rated A by 2; BBB by S&P
Compliant	Diversification	Municipal Notes or Bonds Rated A or A-1/P-1/F1 or better by a NRSRO	25%	
Compliant	Diversification	Municipal Notes or Bonds Issuer Concentration	5%	
Compliant	Safety	Municipal Notes or Bonds Issuer Concentration rated A or better a NRSRO	100%	
Compliant	Diversification	Investment Pools - Local Agency Investment Fund	100%	
Compliant	Diversification	Supranational Securities	5%	
Compliant	Safety	Supranational Securities rated AA or better by 2 NRSRO	100%	
Compliant	Maximum Maturity	Excludes securities specifically authorized by the City Council	5 Years	





**City of Laguna Beach  
Investment Report**

**March 2024**

**Honorable Mayor and Members of the City Council,**

**The requested monthly Investment Report follows. I verify that the investment portfolio is in conformity with California laws and the Laguna Beach Investment Policy which is approved annually by the City Council. The Treasurer's cash management program provides sufficient liquidity to meet expenditure requirements for the next six months.**

**Respectfully submitted,**

---

**Laura Parisi, CPA, CCMT  
City Treasurer**

**City of Laguna Beach**  
**Investment Portfolio By Authorized Investment Category**  
**March 31, 2024**

Investment Type	Policy Limit	Percent of Total	Rating	Par Value	Fair Value (a)	Purchase Price	Premium (Discount)	Purchase or Dated	Maturity Date	Coupon Rate	Purchase Yield (b)	Current Yield (a)
State Investment Pool - LAIF	NA	3%		\$ 4,309,123.05	\$ 4,284,092.50	\$ 4,309,123.05	\$ -			4.23%	4.23%	4.26%
US Treasury Securities	100%	14%		22,000,000.00	21,811,800.00	21,604,377.68	(395,622.32)			NA	5.42%	5.37%
US Govt Agency Securities	100%	65%		102,370,000.00	96,544,604.80	102,281,530.00	-			1.84%	1.85%	2.02%
Certificates of Deposit	25%	6%		9,000,000.00	8,808,260.00	9,000,000.00	-			2.99%	2.99%	3.09%
Medium-term Corporate Notes	25%	9%		11,936,000.00	11,466,857.84	11,978,543.35	42,543.35			1.76%	1.75%	1.79%
Municipal Notes or Bonds	25%	5%		7,230,000.00	6,959,068.90	7,330,406.85	100,406.85			1.22%	1.20%	1.31%
Supranational Securities	5%	1%		2,000,000.00	1,861,660.00	1,998,870.00	(1,130.00)			0.58%	0.58%	0.66%
<b>Total Marketable Investments</b>				<b>\$ 158,845,123.05</b>	<b>\$ 151,736,344.04</b>	<b>\$ 158,502,850.93</b>	<b>\$ (253,802.12)</b>					
(1) State Investment Pool (LAIF) (a)			NR	\$ 4,280,806.36	\$ 4,255,940.30	\$ 4,280,806.36	\$ -		Today	4.23%	4.23%	4.23%
(2) LAIF Bond Proceeds (a)			NR	28,316.69	28,152.21	28,316.69	-		Today	4.23%	4.23%	4.23%
(3) <b>Subtotal Investment Pools (8.9)</b>	<b>NA</b>	<b>3%</b>		<b>4,309,123.05</b>	<b>4,284,092.50</b>	<b>4,309,123.05</b>				<b>4.23%</b>	<b>4.23%</b>	<b>4.26%</b>
(4) A United States Treasury Bill			AA+	3,000,000.00	2,947,440.00	2,943,317.70	(56,682.30)	03/20/24	08/01/24	0.00%	5.26%	5.26%
(5) A United States Treasury Note			AA+	3,000,000.00	2,989,500.00	2,922,267.48	(77,732.52)	10/31/23	04/25/24	0.00%	5.50%	5.50%
(6) A United States Treasury Note			AA+	4,000,000.00	3,986,120.00	3,963,800.00	(36,200.00)	01/11/24	05/15/24	2.50%	5.16%	5.16%
(7) A United States Treasury Note			AA+	3,000,000.00	2,982,450.00	2,955,450.00	(44,550.00)	11/14/23	06/30/24	3.00%	5.43%	5.43%
(8) A United States Treasury Note			AA+	4,000,000.00	3,945,240.00	3,930,480.00	(69,520.00)	03/05/24	07/05/24	0.00%	5.31%	5.31%
(9) A United States Treasury Note			AA+	5,000,000.00	4,961,050.00	4,889,062.50	(110,937.50)	08/02/23	07/31/24	0.00%	5.32%	5.32%
(10) <b>Subtotal US Treasury Securities (8.1)</b>	<b>100%</b>	<b>14%</b>		<b>22,000,000.00</b>	<b>21,811,800.00</b>	<b>21,604,377.68</b>	<b>(395,622.32)</b>			<b>NA</b>	<b>5.42%</b>	<b>5.37%</b>
(11) Agency Farmer Mac			AA+	1,000,000.00	924,970.00	1,000,000.00	-	02/25/21	02/25/26	0.69%	0.69%	0.75%
(12) Agency Farmer Mac			AA+	1,000,000.00	923,660.00	1,000,000.00	-	05/04/21	05/04/26	0.95%	0.95%	1.03%
(13) Agency Farmer Mac			AA+	1,000,000.00	919,800.00	1,000,000.00	-	06/10/21	06/10/26	0.93%	0.93%	1.01%
(14) Agency Farmer Mac			AA+	1,000,000.00	918,320.00	983,410.00	(16,590.00)	12/27/21	06/29/26	0.94%	1.32%	1.02%
(15) Agency Farmer Mac			AA+	1,000,000.00	913,140.00	1,000,000.00	-	11/23/21	11/23/26	1.30%	1.30%	1.42%
(16) Agency Federal Farm Credit Bank			AA+	1,000,000.00	1,000,000.00	1,000,000.00	-	04/21/23	04/21/25	5.25%	5.25%	5.25%
(17) Agency Federal Farm Credit Bank			AA+	2,000,000.00	1,870,760.00	1,998,500.00	(1,500.00)	10/23/20	10/22/25	0.52%	0.68%	0.57%
(18) Agency Federal Farm Credit Bank			AA+	1,000,000.00	925,860.00	1,000,000.00	-	03/03/21	03/03/26	0.79%	0.79%	0.85%
(19) Agency Federal Farm Credit Bank			AA+	1,000,000.00	925,510.00	1,000,000.00	-	03/09/21	03/09/26	0.80%	0.80%	0.86%
(20) Agency Federal Farm Credit Bank			AA+	1,000,000.00	950,200.00	1,000,000.00	-	03/18/22	03/18/26	2.15%	2.15%	2.26%
(21) Agency Federal Farm Credit Bank			AA+	1,000,000.00	919,090.00	999,250.00	(750.00)	06/30/21	06/30/26	1.00%	1.00%	1.07%
(22) Agency Federal Farm Credit Bank			AA+	1,000,000.00	912,620.00	1,000,000.00	-	10/20/21	10/20/26	1.14%	1.14%	1.25%
(23) Agency Federal Farm Credit Bank			AA+	1,000,000.00	916,380.00	1,000,000.00	-	11/23/21	11/23/26	1.43%	1.43%	1.56%
(24) Agency Federal Farm Credit Bank			AA+	1,000,000.00	918,600.00	1,000,000.00	-	11/30/21	11/30/26	1.54%	1.54%	1.68%
(25) Agency Federal Farm Credit Bank			AA+	2,000,000.00	1,849,960.00	2,000,000.00	-	12/14/21	12/14/26	1.60%	1.60%	1.73%
(26) Agency Federal Farm Credit Bank			AA+	1,000,000.00	992,440.00	1,000,000.00	-	12/20/22	12/20/27	5.33%	5.33%	5.37%
(27) Agency Federal Farm Credit Bank			AA+	2,000,000.00	1,990,520.00	2,000,000.00	-	12/27/23	12/27/28	5.14%	5.14%	5.16%
(28) Agency Federal Home Loan Bank			AA+	1,000,000.00	999,570.00	1,000,000.00	-	12/28/22	06/28/24	5.13%	5.13%	5.13%
(29) Agency Federal Home Loan Bank			AA+	1,000,000.00	986,390.00	1,000,000.00	-	07/12/21	07/12/24	0.52%	0.52%	0.53%
(30) Agency Federal Home Loan Bank			AA+	1,000,000.00	983,590.00	1,000,000.00	-	02/16/22	08/16/24	1.20%	1.20%	1.22%
(31) Agency Federal Home Loan Bank			AA+	1,000,000.00	972,880.00	1,000,000.00	-	12/02/21	12/02/24	1.05%	1.05%	1.08%
(32) Agency Federal Home Loan Bank			AA+	1,000,000.00	969,900.00	996,470.00	(3,530.00)	01/13/22	01/13/25	1.10%	1.22%	1.13%
(33) Agency Federal Home Loan Bank			AA+	1,000,000.00	953,200.00	1,000,000.00	-	01/18/22	07/18/25	1.20%	1.20%	1.26%
(34) Agency Federal Home Loan Bank			AA+	2,000,000.00	1,870,680.00	1,998,500.00	(1,500.00)	10/26/20	10/15/25	0.52%	0.68%	0.56%
(35) Agency Federal Home Loan Bank			AA+	1,000,000.00	996,040.00	1,000,000.00	-	04/28/23	10/28/25	5.25%	5.25%	5.27%
(36) Agency Federal Home Loan Bank			AA+	1,000,000.00	929,300.00	1,000,000.00	-	12/18/20	12/18/25	0.63%	0.63%	0.67%
(37) Agency Federal Home Loan Bank			AA+	2,000,000.00	1,854,560.00	2,000,000.00	-	01/22/21	01/22/26	0.63%	0.63%	0.67%
(38) Agency Federal Home Loan Bank			AA+	2,000,000.00	1,982,600.00	2,000,000.00	-	01/26/24	01/26/26	5.50%	5.50%	5.55%
(39) Agency Federal Home Loan Bank			AA+	2,000,000.00	1,849,040.00	2,000,000.00	-	01/28/21	01/28/26	0.65%	0.66%	0.70%
(40) Agency Federal Home Loan Bank			AA+	2,000,000.00	1,852,380.00	2,000,000.00	-	01/29/21	01/29/26	0.60%	0.60%	0.65%
(41) Agency Federal Home Loan Bank			AA+	1,000,000.00	923,960.00	1,000,000.00	-	02/18/21	02/18/26	0.60%	0.60%	0.65%
(42) Agency Federal Home Loan Bank			AA+	1,000,000.00	923,900.00	998,650.00	(1,350.00)	02/24/21	02/24/26	0.63%	0.63%	0.68%
(43) Agency Federal Home Loan Bank			AA+	2,000,000.00	1,850,280.00	2,000,000.00	-	02/24/21	02/24/26	0.65%	0.65%	0.70%
(44) Agency Federal Home Loan Bank			AA+	2,000,000.00	1,855,840.00	2,000,000.00	-	02/24/21	02/24/26	0.75%	0.75%	0.81%
(45) Agency Federal Home Loan Bank			AA+	2,000,000.00	1,850,300.00	2,000,000.00	-	02/25/21	02/25/26	0.70%	0.70%	0.76%
(46) Agency Federal Home Loan Bank			AA+	1,000,000.00	925,240.00	1,000,000.00	-	02/26/21	02/26/26	0.65%	0.65%	0.70%

**City of Laguna Beach**  
**Investment Portfolio By Authorized Investment Category**  
**March 31, 2024**

	Investment Type	Policy Limit	Percent of Total	Rating	Par Value	Fair Value (a)	Purchase Price	Premium (Discount)	Purchase or Dated	Maturity Date	Coupon Rate	Purchase Yield (b)	Current Yield (a)
(47)	Agency Federal Home Loan Bank			AA+	2,000,000.00	1,850,340.00	2,000,000.00	-	03/10/21	03/10/26	0.80%	0.80%	0.86%
(48)	Agency Federal Home Loan Bank			AA+	2,000,000.00	1,851,500.00	2,000,000.00	-	03/16/21	03/16/26	0.80%	0.80%	0.86%
(49)	Agency Federal Home Loan Bank			AA+	2,000,000.00	1,853,100.00	2,000,000.00	-	03/23/21	03/23/26	0.88%	0.88%	0.94%
(50)	Agency Federal Home Loan Bank			AA+	1,950,000.00	1,809,795.00	1,950,000.00	-	03/23/21	03/23/26	1.00%	1.00%	1.08%
(51)	Agency Federal Home Loan Bank			AA+	1,420,000.00	1,319,094.80	1,420,000.00	-	04/29/21	04/29/26	1.15%	1.15%	1.24%
(52)	Agency Federal Home Loan Bank			AA+	1,000,000.00	922,340.00	1,000,000.00	-	06/30/21	06/30/26	1.05%	1.05%	1.14%
(53)	Agency Federal Home Loan Bank			AA+	1,000,000.00	940,550.00	1,000,000.00	-	02/07/22	08/07/26	1.38%	1.38%	1.46%
(54)	Agency Federal Home Loan Bank			AA+	1,000,000.00	918,110.00	1,000,000.00	-	08/30/21	08/24/26	1.10%	1.10%	1.20%
(55)	Agency Federal Home Loan Bank			AA+	2,000,000.00	1,827,520.00	2,000,000.00	-	09/17/21	09/17/26	1.00%	1.00%	1.09%
(56)	Agency Federal Home Loan Bank			AA+	2,000,000.00	1,828,240.00	2,000,000.00	-	09/30/21	09/30/26	1.00%	1.00%	1.09%
(57)	Agency Federal Home Loan Bank			AA+	1,000,000.00	913,010.00	1,000,000.00	-	09/30/21	09/30/26	1.00%	1.00%	1.09%
(58)	Agency Federal Home Loan Bank			AA+	1,000,000.00	922,060.00	1,000,000.00	-	11/16/21	11/16/26	1.40%	1.40%	1.52%
(59)	Agency Federal Home Loan Bank			AA+	1,000,000.00	918,780.00	1,000,000.00	-	11/24/21	11/24/26	1.30%	1.30%	1.41%
(60)	Agency Federal Home Loan Bank			AA+	1,000,000.00	923,730.00	1,000,000.00	-	11/24/21	11/24/26	1.50%	1.50%	1.62%
(61)	Agency Federal Home Loan Bank			AA+	2,000,000.00	1,843,880.00	2,000,000.00	-	12/10/21	12/10/26	1.50%	1.50%	1.63%
(62)	Agency Federal Home Loan Bank			AA+	1,000,000.00	923,270.00	1,000,000.00	-	12/17/21	12/17/26	1.55%	1.55%	1.68%
(63)	Agency Federal Home Loan Bank			AA+	2,000,000.00	1,997,400.00	2,000,000.00	-	12/22/23	12/21/26	5.40%	5.40%	5.41%
(64)	Agency Federal Home Loan Bank			AA+	1,000,000.00	919,150.00	1,000,000.00	-	01/14/22	01/14/27	1.50%	1.50%	1.63%
(65)	Agency Federal Home Loan Bank			AA+	1,000,000.00	921,290.00	1,000,000.00	-	01/28/22	01/28/27	1.65%	1.65%	1.79%
(66)	Agency Federal Home Loan Bank			AA+	500,000.00	461,960.00	500,000.00	-	01/28/22	01/28/27	1.75%	1.75%	1.89%
(67)	Agency Federal Home Loan Bank			AA+	1,000,000.00	931,990.00	1,000,000.00	-	02/25/22	02/25/27	2.05%	2.05%	2.20%
(68)	Agency Federal Home Loan Bank			AA+	1,000,000.00	1,000,110.00	1,000,000.00	-	05/30/23	05/24/28	5.15%	5.15%	5.15%
(69)	Agency Federal Home Loan Bank			AA+	3,000,000.00	2,998,410.00	3,000,000.00	-	01/12/24	01/12/29	5.60%	5.60%	5.60%
(70)	Agency Federal Home Loan Bank Step			AA+	1,000,000.00	968,590.00	1,000,000.00	-	04/28/22	04/28/27	3.00%	3.00%	3.35%
(71)	Agency Federal Home Loan Mtg Corp			AA+	1,000,000.00	990,210.00	958,450.00	(41,550.00)	08/03/23	06/10/24	0.35%	5.40%	5.40%
(72)	Agency Federal Home Loan Mtg Corp			AA+	500,000.00	495,245.00	479,840.00	(20,160.00)	08/03/23	06/10/24	0.50%	5.40%	5.40%
(73)	Agency Federal Home Loan Mtg Corp			AA+	1,000,000.00	952,440.00	1,000,000.00	-	05/28/20	05/28/25	0.75%	0.75%	0.79%
(74)	Agency Federal Home Loan Mtg Corp			AA+	2,000,000.00	1,874,500.00	1,998,460.00	(1,540.00)	10/29/20	09/30/25	0.52%	0.54%	0.55%
(75)	Agency Federal Home Loan Mtg Corp			AA+	1,000,000.00	933,780.00	1,000,000.00	-	11/12/20	11/12/25	0.60%	0.60%	0.64%
(76)	Agency Federal Home Loan Mtg Corp			AA+	2,000,000.00	1,859,440.00	2,000,000.00	-	11/25/20	11/25/25	0.60%	0.60%	0.64%
(77)	Agency Federal Home Loan Mtg Corp			AA+	2,000,000.00	1,865,380.00	2,000,000.00	-	11/25/20	11/25/25	0.63%	0.63%	0.67%
(78)	Agency Federal Home Loan Mtg Corp			AA+	2,000,000.00	1,865,940.00	2,000,000.00	-	11/26/20	11/26/25	0.65%	0.65%	0.70%
(79)	Agency Federal Home Loan Mtg Corp			AA+	2,000,000.00	1,863,900.00	2,000,000.00	-	12/01/20	12/01/25	0.62%	0.62%	0.67%
(80)	Agency Federal Home Loan Mtg Corp			AA+	1,000,000.00	930,360.00	1,000,000.00	-	12/17/20	12/17/25	0.63%	0.63%	0.67%
(81)	Agency Federal Home Loan Mtg Corp			AA+	1,000,000.00	930,910.00	1,000,000.00	-	12/30/20	12/30/25	0.70%	0.70%	0.75%
(82)	Agency Federal Home Loan Mtg Corp			AA+	2,000,000.00	1,995,160.00	2,000,000.00	-	02/22/24	02/18/26	5.05%	5.05%	5.06%
(83)	Agency Federal Home Loan Mtg Corp			AA+	3,000,000.00	2,994,990.00	3,000,000.00	-	02/09/24	02/09/29	5.50%	5.50%	5.51%
(84)	Agency Federal Natl Mtg Assn			AA+	1,000,000.00	927,250.00	1,000,000.00	-	12/18/20	12/18/25	0.63%	0.63%	0.67%
(85)	<b>Subtotal US Govt Agency Securities (8.2)</b>	<b>100%</b>	<b>65%</b>		<b>102,370,000.00</b>	<b>96,544,604.80</b>	<b>102,281,530.00</b>				<b>1.84%</b>	<b>1.85%</b>	<b>2.02%</b>
(86)	CD Adirondack Bank			NR	250,000.00	240,355.00	250,000.00	-	03/25/20	03/25/25	1.10%	1.10%	1.14%
(87)	CD Affinity FCU			NR	250,000.00	250,132.50	250,000.00	-	11/15/23	05/15/24	5.80%	5.80%	5.79%
(88)	CD Alliant			NR	250,000.00	250,847.50	250,000.00	-	12/30/22	12/30/25	5.10%	5.10%	5.08%
(89)	CD Austin Telco			NR	250,000.00	249,622.50	250,000.00	-	12/16/22	12/16/24	5.00%	5.00%	5.01%
(90)	CD BMO Harris Bank NA			NR	250,000.00	249,987.50	250,000.00	-	03/31/23	04/01/24	5.10%	5.10%	5.10%
(91)	CD Border State Bank			NR	250,000.00	240,307.50	250,000.00	-	03/27/20	03/27/25	1.10%	1.10%	1.14%
(92)	CD Charles Schwab Bank			NR	250,000.00	249,990.00	250,000.00	-	03/23/23	04/05/24	5.35%	5.35%	5.35%
(93)	CD Comerity Bank			NR	250,000.00	249,675.00	250,000.00	-	04/15/19	04/15/24	2.80%	2.79%	2.80%
(94)	CD Crescent Bk & Tr LA			NR	250,000.00	240,472.50	250,000.00	-	03/20/20	03/20/25	1.10%	1.10%	1.14%
(95)	CD Discover Bank			NR	250,000.00	241,360.00	250,000.00	-	04/02/20	04/02/25	1.45%	1.45%	1.60%
(96)	CD Enterprise Bank			NR	250,000.00	249,055.00	250,000.00	-	05/16/19	05/16/24	2.60%	2.60%	2.61%
(97)	CD First Foundation Bank			NR	250,000.00	249,790.00	250,000.00	-	05/19/23	08/19/24	5.10%	5.10%	5.10%
(98)	CD First Technology			NR	250,000.00	249,395.00	250,000.00	-	02/17/23	02/18/25	4.85%	4.85%	4.86%
(99)	CD Goldman Sacs			NR	250,000.00	228,490.00	250,000.00	-	09/29/21	09/29/26	1.05%	1.05%	1.15%
(100)	CD Greenstate			NR	250,000.00	227,977.50	250,000.00	-	10/15/21	10/15/26	1.05%	1.05%	1.15%
(101)	CD JP Morgan Chase Bank			NR	250,000.00	230,882.50	250,000.00	-	02/09/21	02/09/26	0.55%	0.55%	0.60%
(102)	CD Lakeside Bank			NR	250,000.00	240,982.50	250,000.00	-	03/30/20	03/31/25	1.40%	1.40%	1.45%
(103)	CD Live Oak Banking Company			NR	250,000.00	246,280.00	250,000.00	-	02/28/23	08/28/24	1.70%	1.70%	1.73%
(104)	CD Local Government Bank			NR	250,000.00	249,870.00	250,000.00	-	05/17/23	05/17/24	5.15%	5.15%	5.15%

**City of Laguna Beach**  
**Investment Portfolio By Authorized Investment Category**  
**March 31, 2024**

	Investment Type	Policy Limit	Percent of Total	Rating	Par Value	Fair Value (a)	Purchase Price	Premium (Discount)	Purchase or Dated	Maturity Date	Coupon Rate	Purchase Yield (b)	Current Yield (a)
(105)	CD Merrik Bank			NR	250,000.00	247,107.50	250,000.00	-	08/09/19	08/09/24	2.15%	2.15%	2.17%
(106)	CD Mid American Bank			NR	250,000.00	249,872.50	250,000.00	-	05/24/23	05/23/24	5.20%	5.20%	5.20%
(107)	CD Morgan Stanley Bank, National Assn			NR	250,000.00	249,570.00	250,000.00	-	03/30/23	09/30/24	5.00%	5.00%	5.01%
(108)	CD Morgan Stanley Private Bank, National			NR	250,000.00	249,570.00	250,000.00	-	03/30/23	09/30/24	5.00%	5.00%	5.01%
(109)	CD Nicolet National Bank			NR	250,000.00	240,970.00	250,000.00	-	03/31/20	03/31/25	1.40%	1.40%	1.45%
(110)	CD Pacific Enterprise Bank			NR	250,000.00	240,360.00	250,000.00	-	03/31/20	03/31/25	1.15%	1.15%	1.20%
(111)	CD Pacific Western Bank			NR	250,000.00	239,982.50	250,000.00	-	04/30/20	04/30/25	1.25%	1.25%	1.30%
(112)	CD Poppy Bank			NR	250,000.00	240,517.50	250,000.00	-	03/18/20	03/18/25	1.10%	1.10%	1.14%
(113)	CD RAIZ			NR	250,000.00	249,285.00	250,000.00	-	02/17/23	02/18/25	4.80%	4.80%	4.81%
(114)	CD Raymond James Bank NA			NR	250,000.00	246,637.50	250,000.00	-	08/23/19	08/23/24	2.00%	2.00%	2.03%
(115)	CD SouthState Bank National Assn			NR	250,000.00	249,870.00	250,000.00	-	03/30/23	07/01/24	5.20%	5.20%	5.20%
(116)	CD Synchrony Bank			NR	250,000.00	240,787.50	250,000.00	-	04/17/20	04/17/25	1.45%	1.45%	1.50%
(117)	CD Texas Exchange Bank			NR	250,000.00	238,182.50	250,000.00	-	04/30/20	06/13/25	1.00%	1.00%	1.05%
(118)	CD WebBank			NR	250,000.00	242,280.00	250,000.00	-	12/29/21	12/30/24	1.00%	1.00%	1.03%
(119)	CD Wells Fargo			NR	250,000.00	248,660.00	250,000.00	-	05/30/19	06/10/24	2.70%	2.70%	2.72%
(120)	CD Western Alliance Bank			NR	250,000.00	249,620.00	250,000.00	-	05/12/23	11/12/24	5.00%	5.00%	5.06%
(121)	CD Workers			NR	250,000.00	249,515.00	250,000.00	-	12/16/22	12/16/24	4.95%	4.95%	4.96%
(122)	<b>Subtotal Certificates of Deposit (8.3)</b>	<b>25%</b>	<b>6%</b>		<b>9,000,000.00</b>	<b>8,808,260.00</b>	<b>9,000,000.00</b>	<b>-</b>			<b>2.99%</b>	<b>2.99%</b>	<b>3.09%</b>
(123)	Corp 3M Company			A-	1,000,000.00	932,750.00	972,940.00	(27,060.00)	03/31/22	09/19/26	2.25%	2.90%	2.41%
(124)	Corp American Honda Finance			A-	1,000,000.00	992,560.00	1,010,000.00	10,000.00	09/20/19	06/27/24	2.40%	2.18%	2.42%
(125)	Corp Apple Inc			AA+	800,000.00	742,192.00	798,824.00	(1,176.00)	02/08/21	02/08/26	0.73%	0.70%	0.75%
(126)	Corp Bank of America			A-	1,000,000.00	912,540.00	985,200.00	(14,800.00)	04/01/21	03/10/26	1.05%	1.36%	1.15%
(127)	Corp Bank of New York Mellon			A	1,000,000.00	980,710.00	1,000,000.00	-	10/31/19	10/24/24	2.10%	2.10%	2.14%
(128)	Corp Guardian Life Global Fund			AA+	1,000,000.00	951,280.00	967,460.00	(32,540.00)	02/28/22	06/23/25	1.10%	2.12%	1.16%
(129)	Corp IBM			A-	1,000,000.00	996,540.00	1,012,813.55	12,813.55	06/05/19	05/15/24	3.00%	2.72%	3.01%
(130)	Corp JP Morgan Chase Bank			A+	1,000,000.00	903,110.00	1,000,000.00	-	01/22/21	01/22/26	0.70%	0.70%	0.77%
(131)	Corp Mass Mutual Global Funding			AA+	1,070,000.00	1,068,523.40	1,060,241.60	(9,758.40)	12/20/21	04/12/24	0.60%	1.00%	0.60%
(132)	Corp New York Life Global FDG			AA+	1,000,000.00	974,230.00	1,000,000.00	-	11/03/21	10/29/24	0.90%	0.90%	0.92%
(133)	Corp Precision CastParts Corp			AA-	1,000,000.00	978,040.00	1,111,780.00	111,780.00	06/26/20	06/15/25	3.25%	0.83%	3.32%
(134)	Corp Toyota Mtr Credit			A+	1,066,000.00	1,034,382.44	1,059,284.20	(6,715.80)	02/28/22	02/13/25	1.80%	2.02%	1.86%
(135)	<b>Subtotal Medium-term Corp Notes (8.7)</b>	<b>25%</b>	<b>9%</b>		<b>11,936,000.00</b>	<b>11,466,857.84</b>	<b>11,978,543.35</b>	<b>42,543.35</b>			<b>1.76%</b>	<b>1.75%</b>	<b>1.79%</b>
(136)	Muni Chino Public Financing Authority			AA	400,000.00	378,900.00	406,048.00	6,048.00	08/12/20	09/01/25	1.45%	1.10%	1.53%
(137)	Muni Covina CA Pension Oblig Rev Txbl			AA	505,000.00	477,028.05	505,000.00	-	07/28/21	08/01/25	0.98%	0.98%	1.04%
(138)	Muni Folsom Cordova USD GO Txbl			AA-	820,000.00	810,406.00	891,610.60	71,610.60	11/10/20	10/01/24	3.00%	0.72%	3.04%
(139)	Muni Huntington Bch Pub			AA	300,000.00	286,644.00	300,000.00	-	08/12/20	05/01/25	0.94%	0.94%	0.99%
(140)	Muni La Quinta Redevelopment			AA	1,000,000.00	944,840.00	1,005,030.00	5,030.00	04/14/21	09/01/25	1.17%	1.05%	1.24%
(141)	Muni Los Angeles Txbl			AA-	250,000.00	243,657.50	250,000.00	-	08/20/20	11/01/24	0.89%	0.89%	0.91%
(142)	Muni Manhattan Beach - TXBL			AA	150,000.00	140,872.50	150,000.00	-	05/12/21	01/01/26	1.19%	1.19%	1.26%
(143)	Muni Modesto Wstwr Txbl			AA	1,000,000.00	974,160.00	1,003,320.00	3,320.00	11/10/20	11/01/24	0.84%	0.75%	0.86%
(144)	Muni San Buenaventura Utility			AA	500,000.00	484,560.00	504,010.00	4,010.00	12/17/20	01/01/25	0.90%	0.70%	0.93%
(145)	Muni San Jose Ca Fin Auth			AA	1,055,965.85	1,063,970.75	1,063,070.75	8,070.75	10/15/20	06/01/25	1.22%	1.05%	1.28%
(146)	Muni Tamalpais Union High School CA			Aaa	500,000.00	472,045.00	500,000.00	-	08/12/20	08/01/25	0.51%	0.51%	0.53%
(147)	Muni Yosemite Community College Txb			AA-	750,000.00	738,990.00	752,317.50	2,317.50	11/04/20	08/01/24	0.80%	0.72%	0.82%
(148)	<b>Subtotal Municipal Notes or Bonds (8.8)</b>	<b>25%</b>	<b>5%</b>		<b>7,230,000.00</b>	<b>6,959,068.90</b>	<b>7,330,406.85</b>	<b>100,406.85</b>			<b>1.22%</b>	<b>1.20%</b>	<b>1.31%</b>
(149)	Supra Intel Bk Recon & Develop			AAA	1,000,000.00	935,330.00	998,870.00	(1,130.00)	10/28/20	10/28/25	0.50%	0.53%	0.53%
(150)	Supra Intel Bk Recon & Develop			AAA	1,000,000.00	926,330.00	1,000,000.00	-	02/10/21	02/10/26	0.65%	0.65%	0.70%
(151)	<b>Subtotal Supranational Securities (8.91)</b>	<b>5%</b>	<b>1%</b>		<b>2,000,000.00</b>	<b>1,861,660.00</b>	<b>1,998,870.00</b>	<b>(1,130.00)</b>			<b>0.58%</b>	<b>0.58%</b>	<b>0.66%</b>
(152)	<b>Total Marketable Securities</b>				<b>\$ 158,845,123.05</b>	<b>\$ 151,736,344.04</b>	<b>\$ 158,502,850.93</b>	<b>\$ (253,802.12)</b>	<b>Averages</b>				
									<b>2 Year Treasury Bill</b>				
											<b>2.38%</b>	<b>2.45%</b>	<b>4.59%</b>

(a) Provided by US Bank at month end excluding LAIF.

(b) Provided by Bloomberg at the time of purchase.

**City of Laguna Beach**  
**Investment Portfolio By Maturity**  
**March 31, 2024**

Investment Type	Rating	Par Value	Fair Value (a)	Purchase Price	Premium (Discount)	Purchase or Dated	Maturity Date	Coupon Rate	Purchase Yield (b)	Current Yield (a)	Days to Maturity
Q4 Ending June 30 2024		\$ 21,879,123.05	\$ 21,782,053.40	\$ 21,671,985.68				4.57%	4.62%	4.58%	
Q1 Ending September 31, 2024		16,500,000.00	16,301,525.00	16,265,177.70				4.39%	4.46%	4.45%	
Q2 Ending December 31, 2024		6,070,000.00	5,947,081.00	6,144,930.60				1.90%	1.88%	1.97%	
Q3 Ending March 31, 2025		4,816,000.00	4,671,487.44	4,809,764.20				1.65%	1.66%	1.75%	
Q4 Ending June 30, 2025		6,355,000.00	6,135,682.35	6,442,310.75				2.08%	2.05%	2.21%	
Q1 Ending September 31, 2025		5,405,000.00	5,100,513.05	5,414,538.00				0.88%	0.87%	0.98%	
Q2 Ending December 31, 2025		19,250,000.00	18,029,317.50	19,245,870.00				0.90%	0.90%	1.00%	
Q3 Ending March 31, 2026		35,150,000.00	32,810,462.00	35,132,674.00				1.30%	1.30%	1.45%	
Q4 Ending June 30, 2026		6,420,000.00	5,922,304.80	6,402,660.00				1.01%	1.01%	1.19%	
Q1 Ending September 31, 2026		8,250,000.00	7,588,670.00	8,222,940.00				1.29%	1.29%	1.42%	
Q2 Ending December 31, 2026		14,250,000.00	13,267,797.50	14,250,000.00				1.99%	1.99%	2.26%	
January 1, 2027 and later		14,500,000.00	14,179,450.00	14,500,000.00				4.35%	4.35%	4.52%	
<b>Total</b>		<b>\$ 158,845,123.05</b>	<b>\$ 151,736,344.04</b>	<b>\$ 158,502,850.93</b>							
(1) State Investment Pool (LAIF) (a)	NR	\$ 4,280,806.36	\$ 4,255,940.30	\$ 4,280,806.36	-		Today	4.23%	4.23%	4.23%	Today
(2) LAIF Bond Proceeds (a)	NR	28,316.69	28,152.21	28,316.69	-		Today	4.23%	4.23%	4.23%	Today
(3) CD BMO Harris Bank NA	NR	250,000.00	249,987.50	250,000.00	-	03/31/23	04/01/24	5.10%	5.10%	5.10%	1
(4) CD Charles Schwab Bank	NR	250,000.00	249,990.00	250,000.00	-	03/23/23	04/05/24	5.35%	5.35%	5.35%	5
(5) Corp Mass Mutual Global Funding	AA+	1,070,000.00	1,068,523.40	1,060,241.60	(9,758.40)	12/20/21	04/12/24	0.60%	1.00%	0.60%	12
(6) CD Comenity Bank	NR	250,000.00	249,675.00	250,000.00	-	04/15/19	04/15/24	2.80%	2.79%	2.80%	15
(7) A United States Treasury Note	AA+	3,000,000.00	2,989,500.00	2,922,267.48	(77,732.52)	10/31/23	04/25/24	0.00%	5.50%	5.50%	25
(8) CD Affinity FCU	NR	250,000.00	250,132.50	250,000.00	-	11/15/23	05/15/24	5.80%	5.80%	5.79%	45
(9) Corp IBM	A-	1,000,000.00	996,540.00	1,012,813.55	12,813.55	06/05/19	05/15/24	3.00%	2.72%	3.01%	45
(10) A United States Treasury Note	AA+	4,000,000.00	3,986,120.00	3,963,800.00	(36,200.00)	01/11/24	05/15/24	2.50%	5.16%	5.16%	45
(11) CD Enterprise Bank	NR	250,000.00	249,055.00	250,000.00	-	05/16/19	05/16/24	2.60%	2.60%	2.61%	46
(12) CD Local Government Bank	NR	250,000.00	249,870.00	250,000.00	-	05/17/23	05/17/24	5.15%	5.15%	5.15%	47
(13) CD Mid American Bank	NR	250,000.00	249,872.50	250,000.00	-	05/24/23	05/23/24	5.20%	5.20%	5.20%	53
(14) CD Wells Fargo	NR	250,000.00	248,660.00	250,000.00	-	05/30/19	06/10/24	2.70%	2.70%	2.72%	71
(15) Agency Federal Home Loan Mtg Corp	AA+	1,000,000.00	990,210.00	958,450.00	(41,550.00)	08/03/23	06/10/24	0.35%	5.40%	5.40%	71
(16) Agency Federal Home Loan Mtg Corp	AA+	500,000.00	495,245.00	479,840.00	(20,160.00)	08/03/23	06/10/24	0.50%	5.40%	5.40%	71
(17) Corp American Honda Finance	A-	1,000,000.00	992,560.00	1,010,000.00	10,000.00	09/20/19	06/27/24	2.40%	2.18%	2.42%	88
(18) Agency Federal Home Loan Bank	AA+	1,000,000.00	999,570.00	1,000,000.00	-	12/28/22	06/28/24	5.13%	5.13%	5.13%	89
(19) A United States Treasury Note	AA+	3,000,000.00	2,982,450.00	2,955,450.00	(44,550.00)	11/14/23	06/30/24	3.00%	5.43%	5.43%	91
(20) <b>Subtotal Q4 2023/24</b>		<b>21,879,123.05</b>	<b>21,782,053.40</b>	<b>21,671,985.68</b>				<b>4.57%</b>	<b>4.62%</b>	<b>4.58%</b>	
(21) CD SouthState Bank National Assn	NR	250,000.00	249,870.00	250,000.00	-	03/30/23	07/01/24	5.20%	5.20%	5.20%	92
(22) A United States Treasury Note	AA+	4,000,000.00	3,945,240.00	3,930,480.00	(69,520.00)	03/05/24	07/05/24	0.00%	5.31%	5.31%	96
(23) Agency Federal Home Loan Bank	AA+	1,000,000.00	986,390.00	1,000,000.00	-	07/12/21	07/12/24	0.52%	0.52%	0.53%	103
(24) A United States Treasury Note	AA+	5,000,000.00	4,961,050.00	4,889,062.50	(110,937.50)	08/02/23	07/31/24	0.00%	5.32%	5.32%	122
(25) Muni Yosemite Community College Txb	AA-	750,000.00	738,990.00	752,317.50	2,317.50	11/04/20	08/01/24	0.80%	0.72%	0.82%	123
(26) A United States Treasury Bill	AA+	3,000,000.00	2,947,440.00	2,943,317.70	(56,682.30)	03/20/24	08/01/24	0.00%	5.26%	5.26%	123
(27) CD Merrik Bank	NR	250,000.00	247,107.50	250,000.00	-	08/09/19	08/09/24	2.15%	2.15%	2.17%	131
(28) Agency Federal Home Loan Bank	AA+	1,000,000.00	983,590.00	1,000,000.00	-	02/16/22	08/16/24	1.20%	1.20%	1.22%	138
(29) CD First Foundation Bank	NR	250,000.00	249,790.00	250,000.00	-	05/19/23	08/19/24	5.10%	5.10%	5.10%	141
(30) CD Raymond James Bank NA	NR	250,000.00	246,637.50	250,000.00	-	08/23/19	08/23/24	2.00%	2.00%	2.03%	145
(31) CD Live Oak Banking Company	NR	250,000.00	246,280.00	250,000.00	-	02/28/23	08/28/24	1.70%	1.70%	1.73%	150
(32) CD Morgan Stanley Bank, National Assn	NR	250,000.00	249,570.00	250,000.00	-	03/30/23	09/30/24	5.00%	5.00%	5.01%	183
(33) CD Morgan Stanley Private Bank, National	NR	250,000.00	249,570.00	250,000.00	-	03/30/23	09/30/24	5.00%	5.00%	5.01%	183
(34) <b>Subtotal Q1 2024/25</b>		<b>16,500,000.00</b>	<b>16,301,525.00</b>	<b>16,265,177.70</b>				<b>4.39%</b>	<b>4.46%</b>	<b>4.45%</b>	

**City of Laguna Beach**  
**Investment Portfolio By Maturity**  
**March 31, 2024**

	Investment Type	Rating	Par Value	Fair Value (a)	Purchase Price	Premium (Discount)	Purchase or Dated	Maturity Date	Coupon Rate	Purchase Yield (b)	Current Yield (a)	Days to Maturity
(35)	Muni Folsom Cordova USD GO Txb1	AA-	820,000.00	810,406.00	891,610.60	71,610.60	11/10/20	10/01/24	3.00%	0.72%	3.04%	184
(36)	Corp Bank of New York Mellon	A	1,000,000.00	980,710.00	1,000,000.00	-	10/31/19	10/24/24	2.10%	2.10%	2.14%	207
(37)	Corp New York Life Global FDG	AA+	1,000,000.00	974,230.00	1,000,000.00	-	11/03/21	10/29/24	0.90%	0.90%	0.92%	212
(38)	Muni Los Angeles Txb1	AA-	250,000.00	243,657.50	250,000.00	-	08/20/20	11/01/24	0.89%	0.89%	0.91%	215
(39)	Muni Modesto Wstwrtr Txb1	AA	1,000,000.00	974,160.00	1,003,320.00	3,320.00	11/10/20	11/01/24	0.84%	0.75%	0.86%	215
(40)	CD Western Alliance Bank	NR	250,000.00	249,620.00	250,000.00	-	05/12/23	11/12/24	5.00%	5.00%	5.06%	226
(41)	Agency Federal Home Loan Bank	AA+	1,000,000.00	972,880.00	1,000,000.00	-	12/02/21	12/02/24	1.05%	1.05%	1.08%	246
(42)	CD Austin Telco	NR	250,000.00	249,622.50	250,000.00	-	12/16/22	12/16/24	5.00%	5.00%	5.01%	260
(43)	CD Workers	NR	250,000.00	249,515.00	250,000.00	-	12/16/22	12/16/24	4.95%	4.95%	4.96%	260
(44)	CD WebBank	NR	250,000.00	242,280.00	250,000.00	-	12/29/21	12/30/24	1.00%	1.00%	1.03%	274
(45)	<b>Subtotal Q2 2024/25</b>		<b>6,070,000.00</b>	<b>5,947,081.00</b>	<b>6,144,930.60</b>				<b>1.90%</b>	<b>1.88%</b>	<b>1.97%</b>	
(46)	Muni San Buenaventura Utility	AA	500,000.00	484,560.00	504,010.00	4,010.00	12/17/20	01/01/25	0.90%	0.70%	0.93%	276
(47)	Agency Federal Home Loan Bank	AA+	1,000,000.00	969,900.00	996,470.00	(3,530.00)	01/13/22	01/13/25	1.10%	1.22%	1.13%	288
(48)	Corp Toyota Mtr Credit	A+	1,066,000.00	1,034,382.44	1,059,284.20	(6,715.80)	02/28/22	02/13/25	1.80%	2.02%	1.86%	319
(49)	CD First Technology	NR	250,000.00	249,395.00	250,000.00	-	02/17/23	02/18/25	4.85%	4.85%	4.86%	324
(50)	CD RAIZ	NR	250,000.00	249,285.00	250,000.00	-	02/17/23	02/18/25	4.80%	4.80%	4.81%	324
(51)	CD Poppy Bank	NR	250,000.00	240,517.50	250,000.00	-	03/18/20	03/18/25	1.10%	1.10%	1.14%	352
(52)	CD Crescent Bk & Tr LA	NR	250,000.00	240,472.50	250,000.00	-	03/20/20	03/20/25	1.10%	1.10%	1.14%	354
(53)	CD Adirondack Bank	NR	250,000.00	240,355.00	250,000.00	-	03/25/20	03/25/25	1.10%	1.10%	1.14%	359
(54)	CD Border State Bank	NR	250,000.00	240,307.50	250,000.00	-	03/27/20	03/27/25	1.10%	1.10%	1.14%	361
(55)	CD Lakeside Bank	NR	250,000.00	240,982.50	250,000.00	-	03/30/20	03/31/25	1.40%	1.40%	1.45%	365
(56)	CD Nicolet National Bank	NR	250,000.00	240,970.00	250,000.00	-	03/31/20	03/31/25	1.40%	1.40%	1.45%	365
(57)	CD Pacific Enterprise Bank	NR	250,000.00	240,360.00	250,000.00	-	03/31/20	03/31/25	1.15%	1.15%	1.20%	365
(58)	<b>Subtotal Q3 2024/25</b>		<b>4,816,000.00</b>	<b>4,671,487.44</b>	<b>4,809,764.20</b>				<b>1.65%</b>	<b>1.66%</b>	<b>1.75%</b>	
(59)	CD Discover Bank	NR	250,000.00	241,360.00	250,000.00	-	04/02/20	04/02/25	1.45%	1.45%	1.60%	367
(60)	CD Synchrony Bank	NR	250,000.00	240,787.50	250,000.00	-	04/17/20	04/17/25	1.45%	1.45%	1.50%	382
(61)	Agency Federal Farm Credit Bank	AA+	1,000,000.00	1,000,000.00	1,000,000.00	-	04/21/23	04/21/25	5.25%	5.25%	5.25%	386
(62)	CD Pacific Western Bank	NR	250,000.00	239,982.50	250,000.00	-	04/30/20	04/30/25	1.25%	1.25%	1.30%	395
(63)	Muni Huntington Bch Pub	AA	300,000.00	286,644.00	300,000.00	-	08/12/20	05/01/25	0.94%	0.94%	0.99%	396
(64)	Agency Federal Home Loan Mtg Corp	AA+	1,000,000.00	952,440.00	1,000,000.00	-	05/28/20	05/28/25	0.75%	0.75%	0.79%	423
(65)	CD Texas Exchange Bank	NR	250,000.00	238,182.50	250,000.00	-	04/30/20	06/13/25	1.00%	1.00%	1.05%	439
(66)	Muni San Jose Ca Fin Auth	AA	1,055,000.00	1,006,965.85	1,063,070.75	8,070.75	10/15/20	06/01/25	1.22%	1.05%	1.28%	427
(67)	Corp Precision CastParts Corp	AA-	1,000,000.00	978,040.00	1,111,780.00	111,780.00	06/26/20	06/15/25	3.25%	0.83%	3.32%	441
(68)	Corp Guardian Life Global Fund	AA+	1,000,000.00	951,280.00	967,460.00	(32,540.00)	02/28/22	06/23/25	1.10%	2.12%	1.16%	449
(69)	<b>Subtotal Q4 2024/25</b>		<b>6,355,000.00</b>	<b>6,135,682.35</b>	<b>6,442,310.75</b>				<b>2.08%</b>	<b>2.05%</b>	<b>2.21%</b>	
(70)	Agency Federal Home Loan Bank	AA+	1,000,000.00	953,200.00	1,000,000.00	-	01/18/22	07/18/25	1.20%	1.20%	1.26%	474
(71)	Muni Tamalpais Union High School CA	Aaa	500,000.00	472,045.00	500,000.00	-	08/12/20	08/01/25	0.51%	0.51%	0.53%	488
(72)	Muni Covina CA Pension Oblig Rev Txb1	AA	505,000.00	477,028.05	505,000.00	-	07/28/21	08/01/25	0.98%	0.98%	1.04%	488
(73)	Muni Chino Public Financing Authority	AA	400,000.00	378,900.00	406,048.00	6,048.00	08/12/20	09/01/25	1.45%	1.10%	1.53%	519
(74)	Muni La Quinta Redevelopment	AA	1,000,000.00	944,840.00	1,005,030.00	5,030.00	04/14/21	09/01/25	1.17%	1.05%	1.24%	519
(75)	Agency Federal Home Loan Mtg Corp	AA+	2,000,000.00	1,874,500.00	1,998,460.00	(1,540.00)	10/29/20	09/30/25	0.52%	0.54%	0.55%	548
(76)	<b>Subtotal Q1 2025/26</b>		<b>5,405,000.00</b>	<b>5,100,513.05</b>	<b>5,414,538.00</b>				<b>0.88%</b>	<b>0.87%</b>	<b>0.98%</b>	
(77)	Agency Federal Home Loan Bank	AA+	2,000,000.00	1,870,080.00	1,998,500.00	(1,500.00)	10/26/20	10/15/25	0.52%	0.68%	0.56%	563
(78)	Agency Federal Farm Credit Bank	AA+	2,000,000.00	1,870,760.00	1,998,500.00	(1,500.00)	10/23/20	10/22/25	0.52%	0.68%	0.57%	570
(79)	Agency Federal Home Loan Bank	AA+	1,000,000.00	996,040.00	1,000,000.00	-	04/28/23	10/28/25	5.25%	5.25%	5.27%	576
(80)	Supra Intel Bk Recon & Develop	AAA	1,000,000.00	935,330.00	998,870.00	(1,130.00)	10/28/20	10/28/25	0.50%	0.53%	0.53%	576
(81)	Agency Federal Home Loan Mtg Corp	AA+	1,000,000.00	933,780.00	1,000,000.00	-	11/12/20	11/12/25	0.60%	0.60%	0.64%	591
(82)	Agency Federal Home Loan Mtg Corp	AA+	2,000,000.00	1,859,440.00	2,000,000.00	-	11/25/20	11/25/25	0.60%	0.60%	0.64%	604

**City of Laguna Beach**  
**Investment Portfolio By Maturity**  
**March 31, 2024**

Investment Type	Rating	Par Value	Fair Value (a)	Purchase Price	Premium (Discount)	Purchase or Dated	Maturity Date	Coupon Rate	Purchase Yield (b)	Current Yield (a)	Days to Maturity
(83) Agency Federal Home Loan Mtg Corp	AA+	2,000,000.00	1,865,380.00	2,000,000.00	-	11/25/20	11/25/25	0.63%	0.63%	0.67%	604
(84) Agency Federal Home Loan Mtg Corp	AA+	2,000,000.00	1,865,940.00	2,000,000.00	-	11/26/20	11/26/25	0.65%	0.65%	0.70%	605
(85) Agency Federal Home Loan Mtg Corp	AA+	2,000,000.00	1,863,900.00	2,000,000.00	-	12/01/20	12/01/25	0.62%	0.62%	0.67%	610
(86) Agency Federal Home Loan Mtg Corp	AA+	1,000,000.00	930,360.00	1,000,000.00	-	12/17/20	12/17/25	0.63%	0.63%	0.67%	626
(87) Agency Federal Home Loan Bank	AA+	1,000,000.00	929,300.00	1,000,000.00	-	12/18/20	12/18/25	0.63%	0.63%	0.67%	627
(88) Agency Federal Natl Mtg Assn	AA+	1,000,000.00	927,250.00	1,000,000.00	-	12/18/20	12/18/25	0.63%	0.63%	0.67%	627
(89) Agency Federal Home Loan Mtg Corp	AA+	1,000,000.00	930,910.00	1,000,000.00	-	12/30/20	12/30/25	0.70%	0.70%	0.75%	639
(90) CD Alliant	NR	250,000.00	250,847.50	250,000.00	-	12/30/22	12/30/25	5.10%	5.10%	5.08%	639
(91) <b>Subtotal Q2 2025/26</b>		<b>19,250,000.00</b>	<b>18,029,317.50</b>	<b>19,245,870.00</b>				<b>0.90%</b>	<b>0.90%</b>	<b>1.00%</b>	
(92) Muni Manhattan Beach - TXBL	AA	150,000.00	140,872.50	150,000.00	-	05/12/21	01/01/26	1.19%	1.19%	1.26%	641
(93) Agency Federal Home Loan Bank	AA+	2,000,000.00	1,854,560.00	2,000,000.00	-	01/22/21	01/22/26	0.63%	0.63%	0.67%	662
(94) Corp JP Morgan Chase Bank	A+	1,000,000.00	903,110.00	1,000,000.00	-	01/22/21	01/22/26	0.70%	0.70%	0.77%	662
(95) Agency Federal Home Loan Bank	AA+	2,000,000.00	1,982,600.00	2,000,000.00	-	01/26/24	01/26/26	5.50%	5.50%	5.55%	666
(96) Agency Federal Home Loan Bank	AA+	2,000,000.00	1,849,040.00	2,000,000.00	-	01/28/21	01/28/26	0.65%	0.66%	0.70%	668
(97) Agency Federal Home Loan Bank	AA+	2,000,000.00	1,852,380.00	2,000,000.00	-	01/29/21	01/29/26	0.60%	0.60%	0.65%	669
(98) Corp Apple Inc	AA+	800,000.00	742,192.00	798,824.00	(1,176.00)	02/08/21	02/08/26	0.73%	0.70%	0.75%	679
(99) CD JP Morgan Chase Bank	NR	250,000.00	230,882.50	250,000.00	-	02/09/21	02/09/26	0.55%	0.55%	0.60%	680
(100) Supra Intel Bk Recon & Develop	AAA	1,000,000.00	926,330.00	1,000,000.00	-	02/10/21	02/10/26	0.65%	0.65%	0.70%	681
(101) Agency Federal Home Loan Bank	AA+	1,000,000.00	923,960.00	1,000,000.00	-	02/18/21	02/18/26	0.60%	0.60%	0.65%	689
(102) Agency Federal Home Loan Mtg Corp	AA+	2,000,000.00	1,995,160.00	2,000,000.00	-	02/22/24	02/18/26	5.05%	5.05%	5.06%	689
(103) Agency Federal Home Loan Bank	AA+	1,000,000.00	923,900.00	998,650.00	(1,350.00)	02/24/21	02/24/26	0.63%	0.63%	0.68%	695
(104) Agency Federal Home Loan Bank	AA+	2,000,000.00	1,850,280.00	2,000,000.00	-	02/24/21	02/24/26	0.65%	0.65%	0.70%	695
(105) Agency Federal Home Loan Bank	AA+	2,000,000.00	1,855,840.00	2,000,000.00	-	02/24/21	02/24/26	0.75%	0.75%	0.81%	695
(106) Agency Farmer Mac	AA+	1,000,000.00	924,970.00	1,000,000.00	-	02/25/21	02/25/26	0.69%	0.69%	0.75%	696
(107) Agency Federal Home Loan Bank	AA+	2,000,000.00	1,850,300.00	2,000,000.00	-	02/25/21	02/25/26	0.70%	0.70%	0.76%	696
(108) Agency Federal Home Loan Bank	AA+	1,000,000.00	925,240.00	1,000,000.00	-	02/26/21	02/26/26	0.65%	0.65%	0.70%	697
(109) Agency Federal Farm Credit Bank	AA+	1,000,000.00	925,860.00	1,000,000.00	-	03/03/21	03/03/26	0.79%	0.79%	0.85%	702
(110) Agency Federal Farm Credit Bank	AA+	1,000,000.00	925,510.00	1,000,000.00	-	03/09/21	03/09/26	0.80%	0.80%	0.86%	708
(111) Agency Federal Home Loan Bank	AA+	2,000,000.00	1,850,340.00	2,000,000.00	-	03/10/21	03/10/26	0.80%	0.80%	0.86%	709
(112) Corp Bank of America	A-	1,000,000.00	912,540.00	985,200.00	(14,800.00)	04/01/21	03/10/26	1.05%	1.36%	1.15%	709
(113) Agency Federal Home Loan Bank	AA+	2,000,000.00	1,851,500.00	2,000,000.00	-	03/16/21	03/16/26	0.80%	0.80%	0.86%	715
(114) Agency Federal Farm Credit Bank	AA+	1,000,000.00	950,200.00	1,000,000.00	-	03/18/22	03/18/26	2.15%	2.15%	2.26%	717
(115) Agency Federal Home Loan Bank	AA+	2,000,000.00	1,853,100.00	2,000,000.00	-	03/23/21	03/23/26	0.88%	0.88%	0.94%	722
(116) Agency Federal Home Loan Bank	AA+	1,950,000.00	1,809,795.00	1,950,000.00	-	03/23/21	03/23/26	1.00%	1.00%	1.08%	722
(117) <b>Subtotal Q3 2025/26</b>		<b>35,150,000.00</b>	<b>32,810,462.00</b>	<b>35,132,674.00</b>				<b>1.30%</b>	<b>1.30%</b>	<b>1.45%</b>	
(118) Agency Federal Home Loan Bank	AA+	1,420,000.00	1,319,094.80	1,420,000.00	-	04/29/21	04/29/26	1.15%	1.15%	1.24%	759
(119) Agency Farmer Mac	AA+	1,000,000.00	923,660.00	1,000,000.00	-	05/04/21	05/04/26	0.95%	0.95%	1.03%	764
(120) Agency Farmer Mac	AA+	1,000,000.00	919,800.00	1,000,000.00	-	06/10/21	06/10/26	0.93%	0.93%	1.01%	801
(121) Agency Farmer Mac	AA+	1,000,000.00	918,320.00	983,410.00	(16,590.00)	12/27/21	06/29/26	0.94%	1.32%	1.02%	820
(122) Agency Federal Home Loan Bank	AA+	1,000,000.00	922,340.00	1,000,000.00	-	06/30/21	06/30/26	1.05%	1.05%	1.14%	821
(123) Agency Federal Farm Credit Bank	AA+	1,000,000.00	919,090.00	999,250.00	(750.00)	06/30/21	06/30/26	1.00%	1.00%	1.07%	821
(124) <b>Subtotal Q4 2025/26</b>		<b>6,420,000.00</b>	<b>5,922,304.80</b>	<b>6,402,660.00</b>				<b>1.01%</b>	<b>1.01%</b>	<b>1.19%</b>	
(125) Agency Federal Home Loan Bank	AA+	1,000,000.00	940,550.00	1,000,000.00	-	02/07/22	08/07/26	1.38%	1.38%	1.46%	859
(126) Agency Federal Home Loan Bank	AA+	1,000,000.00	918,110.00	1,000,000.00	-	08/30/21	08/24/26	1.10%	1.10%	1.20%	876
(127) Corp 3M Company	A-	1,000,000.00	932,750.00	972,940.00	(27,060.00)	03/31/22	09/19/26	2.25%	2.90%	2.41%	902
(128) Agency Federal Home Loan Bank	AA+	2,000,000.00	1,827,520.00	2,000,000.00	-	09/17/21	09/17/26	1.00%	1.00%	1.09%	900
(129) CD Goldman Sacs	NR	250,000.00	228,490.00	250,000.00	-	09/29/21	09/29/26	1.05%	1.05%	1.15%	912
(130) Agency Federal Home Loan Bank	AA+	2,000,000.00	1,828,240.00	2,000,000.00	-	09/30/21	09/30/26	1.00%	1.00%	1.09%	913
(131) Agency Federal Home Loan Bank	AA+	1,000,000.00	913,010.00	1,000,000.00	-	09/30/21	09/30/26	1.00%	1.00%	1.09%	913

**City of Laguna Beach**  
**Investment Portfolio By Maturity**  
**March 31, 2024**

	Investment Type	Rating	Par Value	Fair Value (a)	Purchase Price	Premium (Discount)	Purchase or Dated	Maturity Date	Coupon Rate	Purchase Yield (b)	Current Yield (a)	Days to Maturity	
(132)	Subtotal Q1 2026/27		8,250,000.00	7,588,670.00	8,222,940.00				1.29%	1.29%	1.42%		
(133)	CD Greenstate	NR	250,000.00	227,977.50	250,000.00	-	10/15/21	10/15/26	1.05%	1.05%	1.15%	928	
(134)	Agency Federal Farm Credit Bank	AA+	1,000,000.00	912,620.00	1,000,000.00	-	10/20/21	10/20/26	1.14%	1.14%	1.25%	933	
(135)	Agency Federal Home Loan Bank	AA+	1,000,000.00	922,060.00	1,000,000.00	-	11/16/21	11/16/26	1.40%	1.40%	1.52%	960	
(136)	Agency Federal Farm Credit Bank	AA+	1,000,000.00	916,380.00	1,000,000.00	-	11/23/21	11/23/26	1.43%	1.43%	1.56%	967	
(137)	Agency Farmer Mac	AA+	1,000,000.00	913,140.00	1,000,000.00	-	11/23/21	11/23/26	1.30%	1.30%	1.42%	967	
(138)	Agency Federal Home Loan Bank	AA+	1,000,000.00	918,780.00	1,000,000.00	-	11/24/21	11/24/26	1.30%	1.30%	1.41%	968	
(139)	Agency Federal Home Loan Bank	AA+	1,000,000.00	923,730.00	1,000,000.00	-	11/24/21	11/24/26	1.50%	1.50%	1.62%	968	
(140)	Agency Federal Farm Credit Bank	AA+	1,000,000.00	918,600.00	1,000,000.00	-	11/30/21	11/30/26	1.54%	1.54%	1.68%	974	
(141)	Agency Federal Home Loan Bank	AA+	2,000,000.00	1,843,880.00	2,000,000.00	-	12/10/21	12/10/26	1.50%	1.50%	1.63%	984	
(142)	Agency Federal Farm Credit Bank	AA+	2,000,000.00	1,849,960.00	2,000,000.00	-	12/14/21	12/14/26	1.60%	1.60%	1.73%	988	
(143)	Agency Federal Home Loan Bank	AA+	1,000,000.00	923,270.00	1,000,000.00	-	12/17/21	12/17/26	1.55%	1.55%	1.68%	991	
(144)	Agency Federal Home Loan Bank	AA+	2,000,000.00	1,997,400.00	2,000,000.00	-	12/22/23	12/21/26	5.40%	5.40%	5.41%	995	
(145)	Subtotal Q2 2026/27		14,250,000.00	13,267,797.50	14,250,000.00				1.99%	1.99%	2.26%		
(146)	Agency Federal Home Loan Bank	AA+	1,000,000.00	919,150.00	1,000,000.00	-	01/14/22	01/14/27	1.50%	1.50%	1.63%	1,019	
(147)	Agency Federal Home Loan Bank	AA+	1,000,000.00	921,290.00	1,000,000.00	-	01/28/22	01/28/27	1.65%	1.65%	1.79%	1,033	
(148)	Agency Federal Home Loan Bank	AA+	500,000.00	461,960.00	500,000.00	-	01/28/22	01/28/27	1.75%	1.75%	1.89%	1,033	
(149)	Agency Federal Home Loan Bank	AA+	1,000,000.00	931,990.00	1,000,000.00	-	02/25/22	02/25/27	2.05%	2.05%	2.20%	1,061	
(150)	Agency Federal Home Loan Bank Step	AA+	1,000,000.00	968,590.00	1,000,000.00	-	04/28/22	04/28/27	3.00%	3.00%	3.35%	1,123	
(151)	Agency Federal Farm Credit Bank	AA+	1,000,000.00	992,440.00	1,000,000.00	-	12/20/22	12/20/27	5.33%	5.33%	5.37%	1,359	
(152)	Agency Federal Home Loan Bank	AA+	1,000,000.00	1,000,110.00	1,000,000.00	-	05/30/23	05/24/28	5.15%	5.15%	5.15%	1,515	
(153)	Agency Federal Farm Credit Bank	AA+	2,000,000.00	1,990,520.00	2,000,000.00	-	12/27/23	12/27/28	5.14%	5.14%	5.16%	1,732	
(154)	Agency Federal Home Loan Bank	AA+	3,000,000.00	2,998,410.00	3,000,000.00	-	01/12/24	01/12/29	5.60%	5.60%	5.60%	1,748	
(155)	Agency Federal Home Loan Mtg Corp	AA+	3,000,000.00	2,994,990.00	3,000,000.00	-	02/09/24	02/09/29	5.50%	5.50%	5.51%	1,776	
(156)	After December 31, 2026		14,500,000.00	14,179,450.00	14,500,000.00				4.35%	4.35%	4.52%		
(157)	Total Marketable Securities		\$ 158,845,123.05	\$ 151,736,344.04	\$ 158,502,850.93	\$ (342,272.12)	Averages			2.38%	2.45%	1.6	
										2 Year Treasury Bill			
										4.59%			yrs

(a) Provided by US Bank at month end excluding LAIF.

(b) Provided by Bloomberg at the time of purchase.



**QUESTIONS?**

If you have any questions regarding your account or this statement, please contact your Administrator.

KATHERINE ARTISHON  
EP-MN-WS4E  
60 LIVINGSTON AVE.  
ST PAUL, MN 55107  
E-mail [katherine.artishon@usbank.com](mailto:katherine.artishon@usbank.com)

Portfolio Manager:  
TS CIN RC #4 - MANUAL  
CN-OH-W6TC

**ACCOUNT NUMBER:****CITY OF LAGUNA BEACH**

This statement is for the period from March 1, 2024 to March 31, 2024

000017844 05 SP 000638687161600 S  
CITY OF LAGUNA BEACH  
LAURA PARISI  
505 FOREST AVENUE  
LAGUNA BEACH, CA 92651



---

**TABLE OF CONTENTS**

---

<b>Schedule</b>	<b>Page</b>
Market Value Summary .....	1
Asset Summary .....	2
Income Summary .....	3
Cash Summary .....	4
Asset Detail .....	5
Transaction Detail .....	26
Sale/Maturity Summary .....	34
Bond Summary .....	37

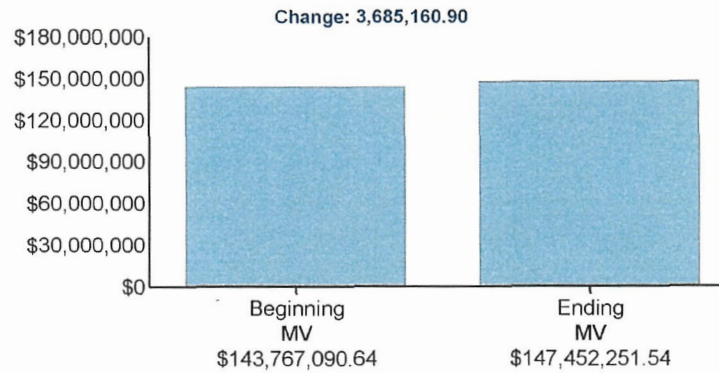


CITY OF LAGUNA BEACH  
ACCOUNT NUMBER:

Page 1 of 38  
March 1, 2024 to March 31, 2024

### MARKET VALUE SUMMARY

	Current Period 03/01/24 to 03/31/24
<b>Beginning Market Value</b>	<b>\$143,767,090.64</b>
Taxable Interest	205,446.33
Cash Receipts	6,875,000.00
Cash Disbursements	-3,701,648.63
Long Term Gains/Losses	-23,500.00
Change in Investment Value	329,863.20
<b>Ending Market Value</b>	<b>\$147,452,251.54</b>



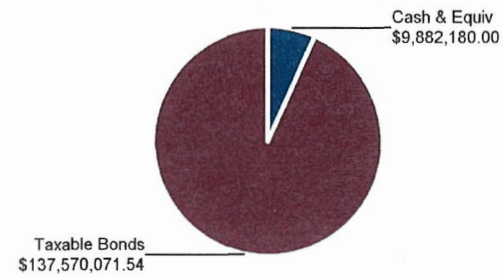


CITY OF LAGUNA BEACH  
ACCOUNT NUMBER: \*\*\*\*\*1616

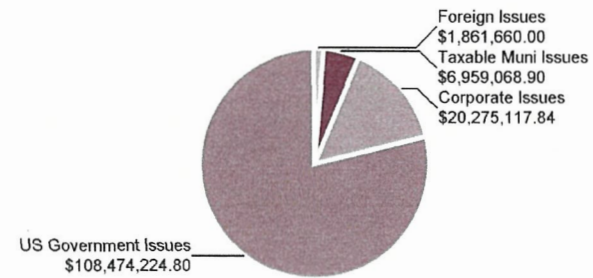
Page 2 of 38  
March 1, 2024 to March 31, 2024

### ASSET SUMMARY

Assets	Current Period Market Value	% of Total	Estimated Annual Income
Cash & Equivalents	9,882,180.00	6.70	518,387.50
Taxable Bonds	137,570,071.54	93.30	2,719,017.95
<b>Total Market Value</b>	<b>\$147,452,251.54</b>	<b>100.00</b>	<b>\$3,237,405.45</b>



### Fixed Income Summary



CITY OF LAGUNA BEACH  
ACCOUNT NUMBER: \_\_\_\_\_Page 3 of 38  
March 1, 2024 to March 31, 2024

---

**INCOME SUMMARY**

---

---

**Income Received  
Current Period**

---

Taxable Interest	205,446.33
<b>Total Current Period Income</b>	<b>\$205,446.33</b>

---

---



CITY OF LAGUNA BEACH  
ACCOUNT NUMBER:

Page 4 of 38  
March 1, 2024 to March 31, 2024

### CASH SUMMARY

	Cash
<b>Beginning Cash 03/01/2024</b>	<b>\$0.00</b>
Taxable Interest	205,446.33
Cash Receipts	6,875,000.00
Cash Disbursements	-3,701,648.63
Purchases	-6,873,797.70
Sales	3,495,000.00
<b>Ending Cash 03/31/2024</b>	<b>\$0.00</b>

CITY OF LAGUNA BEACH  
ACCOUNT NUMBER:Page 5 of 38  
March 1, 2024 to March 31, 2024

## ASSET DETAIL

Security Description	Shares/Face Amt	Price	Market Value	Tax Cost	Unrealized Gain/Loss	Percent of Total Portfolio	Estimated Annual Income	Estimated Current Yield
<b>Cash &amp; Equivalents</b>								
<b>Cash/Money Market</b>								
U S Treasury Bill - 912797HG5 04/25/2024	3,000,000.000	99.6500 @ Date Last Priced: 03/28/24	2,989,500.00	2,922,267.48	67,232.52	2.0	158,400.00	5.30
U S Treasury Bill - 912796Y52 07/05/2024	4,000,000.000	98.6310 @ Date Last Priced: 03/28/24	3,945,240.00	3,930,480.00	14,760.00	2.7	206,350.00	5.23
U S Treasury Bill - 912797JU2 08/01/2024	3,000,000.000	98.2480 @ Date Last Priced: 03/28/24	2,947,440.00	2,943,317.70	4,122.30	2.0	153,637.50	5.21
<b>Total Cash/Money Market</b>			<b>\$9,882,180.00</b>	<b>\$9,796,065.18</b>	<b>\$86,114.82</b>	<b>6.7</b>	<b>\$518,387.50</b>	
<b>Total Cash &amp; Equivalents</b>			<b>\$9,882,180.00</b>	<b>\$9,796,065.18</b>	<b>\$86,114.82</b>	<b>6.7</b>	<b>\$518,387.50</b>	

## Taxable Bonds

## US Government Issues

F H L M C M T N - 3134GXD5 0.350 06/10/2024	1,000,000.000	99.0210 @ Date Last Priced: 03/28/24	990,210.00	958,450.00	31,760.00	0.7	3,500.00	0.35
F H L M C M T N - 3134GVE79 0.500 06/10/2024	500,000.000	99.0490 @ Date Last Priced: 03/28/24	495,245.00	479,840.00	15,405.00	0.3	2,500.00	0.50

CITY OF LAGUNA BEACH  
ACCOUNT NUMBER:Page 6 of 38  
March 1, 2024 to March 31, 2024**ASSET DETAIL (continued)**

Security Description	Shares/Face Amt	Price	Market Value	Tax Cost	Unrealized Gain/Loss	Percent of Total Portfolio	Estimated Annual Income	Estimated Current Yield
F H L M C M T N - 3134GWUV6 0.520 09/30/2025	2,000,000.000	93.7250 @ Date Last Priced: 03/28/24	1,874,500.00	1,998,460.00	-123,960.00	1.3	10,400.00	0.55
F H L M C M T N - 3134GXAP9 0.600 11/12/2025	1,000,000.000	93.3780 @ Date Last Priced: 03/28/24	933,780.00	1,000,000.00	-66,220.00	0.6	6,000.00	0.64
F H L M C M T N - 3134GXDM3 0.620 12/01/2025	2,000,000.000	93.1950 @ Date Last Priced: 03/28/24	1,863,900.00	2,000,000.00	-136,100.00	1.3	12,400.00	0.66
F H L M C M T N - 3134GXCS1 0.625 11/25/2025	2,000,000.000	93.2690 @ Date Last Priced: 03/28/24	1,865,380.00	2,000,000.00	-134,620.00	1.3	12,500.00	0.67
F H L M C M T N - 3134GXFV1 0.625 12/17/2025	1,000,000.000	93.0360 @ Date Last Priced: 03/28/24	930,360.00	1,000,000.00	-69,640.00	0.6	6,250.00	0.67
F H L M C M T N - 3134GXFA7 0.650 11/26/2025	2,000,000.000	93.2970 @ Date Last Priced: 03/28/24	1,865,940.00	2,000,000.00	-134,060.00	1.3	13,000.00	0.70
F H L M C M T N - 3134GXHL1 0.700 12/30/2025	1,000,000.000	93.0910 @ Date Last Priced: 03/28/24	930,910.00	1,000,000.00	-69,090.00	0.6	7,000.00	0.75
F H L M C M T N - 3134GVVX3 0.750 05/28/2025	1,000,000.000	95.2440 @ Date Last Priced: 03/28/24	952,440.00	1,000,000.00	-47,560.00	0.6	7,500.00	0.79



CITY OF LAGUNA BEACH  
ACCOUNT NUMBERPage 7 of 38  
March 1, 2024 to March 31, 2024

## ASSET DETAIL (continued)

Security Description	Shares/Face Amt	Price	Market Value	Tax Cost	Unrealized Gain/Loss	Percent of Total Portfolio	Estimated Annual Income	Estimated Current Yield
F H L M C M T N - 3134H1TV5 5.050 02/18/2026	2,000,000.000	99.7580 @ Date Last Priced: 03/28/24	1,995,160.00	2,000,000.00	-4,840.00	1.4	101,000.00	5.06
F H L M C M T N - 3134H1MK6 5.400 12/21/2026	2,000,000.000	99.8700 @ Date Last Priced: 03/28/24	1,997,400.00	2,000,000.00	-2,600.00	1.4	108,000.00	5.41
F H L M C M T N - 3134H1RK1 5.500 02/09/2029	3,000,000.000	99.8330 @ Date Last Priced: 03/28/24	2,994,990.00	3,000,000.00	-5,010.00	2.0	165,000.00	5.51
F N M A - 3135GA3Z2 0.600 11/25/2025	2,000,000.000	92.9720 @ Date Last Priced: 03/28/24	1,859,440.00	2,000,000.00	-140,560.00	1.3	12,000.00	0.64
F N M A M T N - 3135GA5R8 0.625 12/18/2025	1,000,000.000	92.7250 @ Date Last Priced: 03/28/24	927,250.00	1,000,000.00	-72,750.00	0.6	6,250.00	0.67
F N M A Deb - 3133EPGK5 5.250 04/21/2025	1,000,000.000	100.0000 @ Date Last Priced: 03/28/24	1,000,000.00	1,000,000.00	0.00	0.7	52,500.00	5.25
Federal Agri Mtg Corp M T N - 31422XBN1 0.690 02/25/2026	1,000,000.000	92.4970 @ Date Last Priced: 03/28/24	924,970.00	1,000,000.00	-75,030.00	0.6	6,900.00	0.75
Federal Agri Mtg Corp M T N - 31422XHF2 0.925 06/10/2026	1,000,000.000	91.9800 @ Date Last Priced: 03/28/24	919,800.00	1,000,000.00	-80,200.00	0.6	9,250.00	1.01

CITY OF LAGUNA BEACH  
ACCOUNT NUMBERPage 8 of 38  
March 1, 2024 to March 31, 2024

## ASSET DETAIL (continued)

Security Description	Shares/Face Amt	Price	Market Value	Tax Cost	Unrealized Gain/Loss	Percent of Total Portfolio	Estimated Annual Income	Estimated Current Yield
Federal Agri Mtg Corp M T N - 31422XJM5 0.940 06/29/2026	1,000,000.000	91.8320 @ Date Last Priced: 03/28/24	918,320.00	983,410.00	-65,090.00	0.6	9,400.00	1.02
Federal Agri Mtg Corp M T N - 31422XFP2 0.950 05/04/2026	1,000,000.000	92.3660 @ Date Last Priced: 03/28/24	923,660.00	1,000,000.00	-76,340.00	0.6	9,500.00	1.03
Federal Agri Mtg Corp M T N - 31422XPE6 1.300 11/23/2026	1,000,000.000	91.3140 @ Date Last Priced: 03/28/24	913,140.00	1,000,000.00	-86,860.00	0.6	13,000.00	1.42
Federal Agri Mtg Corp M T N - 31424WDX7 5.140 12/27/2028	2,000,000.000	99.5260 @ Date Last Priced: 03/28/24	1,990,520.00	2,000,000.00	-9,480.00	1.3	102,800.00	5.16
Federal Farm Credit Bks - 3133EMEC2 0.530 10/22/2025	2,000,000.000	93.5380 @ Date Last Priced: 03/28/24	1,870,760.00	1,998,500.00	-127,740.00	1.3	10,600.00	0.57
Federal Farm Credit Bks - 3133EMSH6 0.790 03/03/2026	1,000,000.000	92.5860 @ Date Last Priced: 03/28/24	925,860.00	1,000,000.00	-74,140.00	0.6	7,900.00	0.85
Federal Farm Credit Bks - 3133EMSU7 0.800 03/09/2026	1,000,000.000	92.5510 @ Date Last Priced: 03/28/24	925,510.00	1,000,000.00	-74,490.00	0.6	8,000.00	0.86
Federal Farm Credit Bks - 3133EMP63 0.980 06/30/2026	1,000,000.000	91.9090 @ Date Last Priced: 03/28/24	919,090.00	999,250.00	-80,160.00	0.6	9,800.00	1.07



CITY OF LAGUNA BEACH  
ACCOUNT NUMBER:

Page 9 of 38  
March 1, 2024 to March 31, 2024

**ASSET DETAIL (continued)**

Security Description	Shares/Face Amt	Price	Market Value	Tax Cost	Unrealized Gain/Loss	Percent of Total Portfolio	Estimated Annual Income	Estimated Current Yield
Federal Farm Credit Bks - 3133ENBK5 1.140 10/20/2026	1,000,000.000	91.2620 @ Date Last Priced: 03/28/24	912,620.00	1,000,000.00	-87,380.00	0.6	11,400.00	1.25
Federal Farm Credit Bks - 3133ENEM8 1.430 11/23/2026	1,000,000.000	91.6380 @ Date Last Priced: 03/28/24	916,380.00	1,000,000.00	-83,620.00	0.6	14,300.00	1.56
Federal Farm Credit Bks - 3133ENFN5 1.540 11/30/2026	1,000,000.000	91.8600 @ Date Last Priced: 03/28/24	918,600.00	1,000,000.00	-81,400.00	0.6	15,400.00	1.68
Federal Farm Credit Bks - 3133ENHC7 1.600 12/14/2026	2,000,000.000	92.4980 @ Date Last Priced: 03/28/24	1,849,960.00	2,000,000.00	-150,040.00	1.3	32,000.00	1.73
Federal Farm Credit Bks - 3133ENS3 2.150 03/18/2026	1,000,000.000	95.0200 @ Date Last Priced: 03/28/24	950,200.00	1,000,000.00	-49,800.00	0.6	21,500.00	2.26
Federal Farm Credit Bks - 3133EN4K3 5.330 12/20/2027	1,000,000.000	99.2440 @ Date Last Priced: 03/28/24	992,440.00	1,000,000.00	-7,560.00	0.7	53,300.00	5.37
Federal Home Loan Bks - 3130AMZ88 0.520 07/12/2024	1,000,000.000	98.6390 @ Date Last Priced: 03/28/24	986,390.00	1,000,000.00	-13,610.00	0.7	5,200.00	0.53
Federal Home Loan Bks - 3130AKBX3 0.520 10/15/2025	2,000,000.000	93.5040 @ Date Last Priced: 03/28/24	1,870,080.00	1,998,500.00	-128,420.00	1.3	10,400.00	0.56

CITY OF LAGUNA BEACH  
ACCOUNT NUMBERPage 10 of 38  
March 1, 2024 to March 31, 2024

## ASSET DETAIL (continued)

Security Description	Shares/Face Amt	Price	Market Value	Tax Cost	Unrealized Gain/Loss	Percent of Total Portfolio	Estimated Annual Income	Estimated Current Yield
Federal Home Loan Bks - 3130AKPN0 0.600 01/29/2026	2,000,000.000	92.6190 @ Date Last Priced: 03/28/24	1,852,380.00	2,000,000.00	-147,620.00	1.3	12,000.00	0.65
Federal Home Loan Bks - 3130AL2G8 0.600 02/18/2026	1,000,000.000	92.3960 @ Date Last Priced: 03/28/24	923,960.00	1,000,000.00	-76,040.00	0.6	6,000.00	0.65
Federal Home Loan Bks - 3130AKQ74 0.625 01/22/2026	2,000,000.000	92.7280 @ Date Last Priced: 03/28/24	1,854,560.00	2,000,000.00	-145,440.00	1.3	12,500.00	0.67
Federal Home Loan Bks - 3130AL7M0 0.625 02/24/2026	1,000,000.000	92.3900 @ Date Last Priced: 03/28/24	923,900.00	998,650.00	-74,750.00	0.6	6,250.00	0.68
Federal Home Loan Bks - 3130AKHR0 0.625 12/18/2025	1,000,000.000	92.9300 @ Date Last Priced: 03/28/24	929,300.00	1,000,000.00	-70,700.00	0.6	6,250.00	0.67
Federal Home Loan Bks - 3130AKRN8 0.650 01/28/2026	2,000,000.000	92.4520 @ Date Last Priced: 03/28/24	1,849,040.00	2,000,000.00	-150,960.00	1.3	13,000.00	0.70
Federal Home Loan Bks - 3130AL5X8 0.650 02/24/2026	2,000,000.000	92.5140 @ Date Last Priced: 03/28/24	1,850,280.00	2,000,000.00	-149,720.00	1.3	13,000.00	0.70
Federal Home Loan Bks - 3130AKZ25 0.650 02/26/2026	1,000,000.000	92.5240 @ Date Last Priced: 03/28/24	925,240.00	1,000,000.00	-74,760.00	0.6	6,500.00	0.70

CITY OF LAGUNA BEACH  
ACCOUNT NUMBER:Page 11 of 38  
March 1, 2024 to March 31, 2024

## ASSET DETAIL (continued)

Security Description	Shares/Face Amt	Price	Market Value	Tax Cost	Unrealized Gain/Loss	Percent of Total Portfolio	Estimated Annual Income	Estimated Current Yield
Federal Home Loan Bks - 3130ALD76 0.700 02/25/2026	2,000,000.000	92.5150 @ Date Last Priced: 03/28/24	1,850,300.00	2,000,000.00	-149,700.00	1.3	14,000.00	0.76
Federal Home Loan Bks - 3130ALCV4 0.750 02/24/2026	2,000,000.000	92.7920 @ Date Last Priced: 03/28/24	1,855,840.00	2,000,000.00	-144,160.00	1.3	15,000.00	0.81
Federal Home Loan Bks - 3130ALFS8 0.800 03/10/2026	2,000,000.000	92.5170 @ Date Last Priced: 03/28/24	1,850,340.00	2,000,000.00	-149,660.00	1.3	16,000.00	0.86
Federal Home Loan Bks - 3130ALDN1 0.800 03/16/2026	2,000,000.000	92.5750 @ Date Last Priced: 03/28/24	1,851,500.00	2,000,000.00	-148,500.00	1.3	16,000.00	0.86
Federal Home Loan Bks - 3130ALGC2 0.875 03/23/2026	2,000,000.000	92.6550 @ Date Last Priced: 03/28/24	1,853,100.00	2,000,000.00	-146,900.00	1.3	17,500.00	0.94
Federal Home Loan Bks - 3130ALGJ7 1.000 03/23/2026	1,950,000.000	92.8100 @ Date Last Priced: 03/28/24	1,809,795.00	1,950,000.00	-140,205.00	1.2	19,500.00	1.08
Federal Home Loan Bks - 3130ANRR3 1.000 09/17/2026	2,000,000.000	91.3760 @ Date Last Priced: 03/28/24	1,827,520.00	2,000,000.00	-172,480.00	1.2	20,000.00	1.09
Federal Home Loan Bks - 3130ANYN4 1.000 09/30/2026	2,000,000.000	91.4120 @ Date Last Priced: 03/28/24	1,828,240.00	2,000,000.00	-171,760.00	1.2	20,000.00	1.09

CITY OF LAGUNA BEACH  
ACCOUNT NUMBER )Page 12 of 38  
March 1, 2024 to March 31, 2024**ASSET DETAIL (continued)**

Security Description	Shares/Face Amt	Price	Market Value	Tax Cost	Unrealized Gain/Loss	Percent of Total Portfolio	Estimated Annual Income	Estimated Current Yield
Federal Home Loan Bks - 3130AP4X0 1.000 09/30/2026	1,000,000.000	91.3010 @ Date Last Priced: 03/28/24	913,010.00	1,000,000.00	-86,990.00	0.6	10,000.00	1.09
Federal Home Loan Bks - 3130AMSS2 1.050 06/30/2026	1,000,000.000	92.2340 @ Date Last Priced: 03/28/24	922,340.00	1,000,000.00	-77,660.00	0.6	10,500.00	1.14
Federal Home Loan Bks - 3130APVZ5 1.050 12/02/2024	1,000,000.000	97.2880 @ Date Last Priced: 03/28/24	972,880.00	1,000,000.00	-27,120.00	0.7	10,500.00	1.08
Federal Home Loan Bks - 3130AQGT4 1.100 01/13/2025	1,000,000.000	96.9900 @ Date Last Priced: 03/28/24	969,900.00	996,470.00	-26,570.00	0.7	11,000.00	1.13
Federal Home Loan Bks - 3130ANNP1 1.100 08/24/2026	1,000,000.000	91.8110 @ Date Last Priced: 03/28/24	918,110.00	1,000,000.00	-81,890.00	0.6	11,000.00	1.20
Federal Home Loan Bks - 3130ALXJ8 1.150 04/29/2026	1,420,000.000	92.8940 @ Date Last Priced: 03/28/24	1,319,094.80	1,420,000.00	-100,905.20	0.9	16,330.00	1.24
Federal Home Loan Bks - 3130AQGV9 1.200 07/18/2025	1,000,000.000	95.3200 @ Date Last Priced: 03/28/24	953,200.00	1,000,000.00	-46,800.00	0.6	12,000.00	1.26
Federal Home Loan Bks - 3130AQQW6 1.200 08/16/2024	1,000,000.000	98.3590 @ Date Last Priced: 03/28/24	983,590.00	1,000,000.00	-16,410.00	0.7	12,000.00	1.22

CITY OF LAGUNA BEACH  
ACCOUNT NUMBER:Page 13 of 38  
March 1, 2024 to March 31, 2024

## ASSET DETAIL (continued)

Security Description	Shares/Face Amt	Price	Market Value	Tax Cost	Unrealized Gain/Loss	Percent of Total Portfolio	Estimated Annual Income	Estimated Current Yield
Federal Home Loan Bks - 3130APU78 1.300 11/24/2026	1,000,000.000	91.8780 @ Date Last Priced: 03/28/24	918,780.00	1,000,000.00	-81,220.00	0.6	13,000.00	1.41
Federal Home Loan Bks - 3130AQS79 1.375 08/07/2026 Multi Cpn	1,000,000.000	94.0550 @ Date Last Priced: 03/28/24	940,550.00	1,000,000.00	-59,450.00	0.6	13,750.00	1.46
Federal Home Loan Bks - 3130APL37 1.400 11/16/2026	1,000,000.000	92.2060 @ Date Last Priced: 03/28/24	922,060.00	1,000,000.00	-77,940.00	0.6	14,000.00	1.52
Federal Home Loan Bks - 3130AQEW9 1.500 01/14/2027	1,000,000.000	91.9150 @ Date Last Priced: 03/28/24	919,150.00	1,000,000.00	-80,850.00	0.6	15,000.00	1.63
Federal Home Loan Bks - 3130APQW8 1.500 11/24/2026	1,000,000.000	92.3730 @ Date Last Priced: 03/28/24	923,730.00	1,000,000.00	-76,270.00	0.6	15,000.00	1.62
Federal Home Loan Bks - 3130APV77 1.500 12/10/2026	2,000,000.000	92.1940 @ Date Last Priced: 03/28/24	1,843,880.00	2,000,000.00	-156,120.00	1.3	30,000.00	1.63
Federal Home Loan Bks - 3130APXD2 1.550 12/17/2026	1,000,000.000	92.3270 @ Date Last Priced: 03/28/24	923,270.00	1,000,000.00	-76,730.00	0.6	15,500.00	1.68
Federal Home Loan Bks - 3130AQHC0 1.650 01/28/2027	1,000,000.000	92.1290 @ Date Last Priced: 03/28/24	921,290.00	1,000,000.00	-78,710.00	0.6	16,500.00	1.79



CITY OF LAGUNA BEACH  
ACCOUNT NUMBERPage 14 of 38  
March 1, 2024 to March 31, 2024

## ASSET DETAIL (continued)

Security Description	Shares/Face Amt	Price	Market Value	Tax Cost	Unrealized Gain/Loss	Percent of Total Portfolio	Estimated Annual Income	Estimated Current Yield
Federal Home Loan Bks - 3130AQJH7 1.750 01/28/2027	500,000.000	92.3920 @ Date Last Priced: 03/28/24	461,960.00	500,000.00	-38,040.00	0.3	8,750.00	1.89
Federal Home Loan Bks - 3130AQM6 2.050 02/25/2027	1,000,000.000	93.1990 @ Date Last Priced: 03/28/24	931,990.00	1,000,000.00	-68,010.00	0.6	20,500.00	2.20
Federal Home Loan Bks - 3130ARPG0 3.000 04/28/2027 Multi Cpn	1,000,000.000	96.8590 @ Date Last Priced: 03/28/24	968,590.00	1,000,000.00	-31,410.00	0.7	32,500.00	3.35
Federal Home Loan Bks - 3130AU5A8 5.125 06/28/2024	1,000,000.000	99.9570 @ Date Last Priced: 03/28/24	999,570.00	1,000,000.00	-430.00	0.7	51,250.00	5.13
Federal Home Loan Bks - 3130AW5X4 5.150 05/24/2028	1,000,000.000	100.0110 @ Date Last Priced: 03/28/24	1,000,110.00	1,000,000.00	110.00	0.7	51,500.00	5.15
Federal Home Loan Bks - 3130AVRC8 5.250 10/28/2025	1,000,000.000	99.6040 @ Date Last Priced: 03/28/24	996,040.00	1,000,000.00	-3,960.00	0.7	52,500.00	5.27
Federal Home Loan Bks - 3130AYP59 5.500 01/26/2026	2,000,000.000	99.1300 @ Date Last Priced: 03/28/24	1,982,600.00	2,000,000.00	-17,400.00	1.3	110,000.00	5.55
Federal Home Loan Bks - 3130AYFM3 5.600 01/12/2029	3,000,000.000	99.9470 @ Date Last Priced: 03/28/24	2,998,410.00	3,000,000.00	-1,590.00	2.0	168,000.00	5.60





CITY OF LAGUNA BEACH  
ACCOUNT NUMBER:

Page 15 of 38  
March 1, 2024 to March 31, 2024

**ASSET DETAIL (continued)**

Security Description	Shares/Face Amt	Price	Market Value	Tax Cost	Unrealized Gain/Loss	Percent of Total Portfolio	Estimated Annual Income	Estimated Current Yield
U S Treasury Note - 912828WJ5 2.500 05/15/2024	4,000,000.000	99.6530 @ Date Last Priced: 03/28/24	3,986,120.00	3,963,800.00	22,320.00	2.7	100,000.00	2.51
U S Treasury Note - 91282CEX5 3.000 06/30/2024	3,000,000.000	99.4150 @ Date Last Priced: 03/28/24	2,982,450.00	2,955,450.00	27,000.00	2.0	90,000.00	3.02
U S Treasury Note - 91282CFA4 3.000 07/31/2024	5,000,000.000	99.2210 @ Date Last Priced: 03/28/24	4,961,050.00	4,889,062.50	71,987.50	3.4	150,000.00	3.02
<b>Total US Government Issues</b>			<b>\$108,474,224.80</b>	<b>\$114,089,842.50</b>	<b>-\$5,615,617.70</b>	<b>73.6</b>	<b>\$2,151,030.00</b>	

**Corporate Issues**

Adirondack Bank Na Ny C D - 00687QAT9 1.100 03/25/2025	250,000.000	96.1420 @ Date Last Priced: 03/28/24	240,355.00	250,000.00	-9,645.00	0.2	2,750.00	1.14
Affinity Fed Cr Un - 00832KBT5 C D 5.800 05/15/2024	250,000.000	100.0530 @ Date Last Priced: 03/28/24	250,132.50	250,000.00	132.50	0.2	14,500.00	5.80
Alliant Cr Un Chicago Ill 5.1000% - 01882MAD4 C D 5.100 12/30/2025	250,000.000	100.3390 @ Date Last Priced: 03/28/24	250,847.50	250,000.00	847.50	0.2	12,750.00	5.08

CITY OF LAGUNA BEACH  
ACCOUNT NUMBER:Page 16 of 38  
March 1, 2024 to March 31, 2024

## ASSET DETAIL (continued)

Security Description	Shares/Face Amt	Price	Market Value	Tax Cost	Unrealized Gain/Loss	Percent of Total Portfolio	Estimated Annual Income	Estimated Current Yield
American Honda Finance - 02665WCZ2 Medium Term Note 2.400 06/27/2024	1,000,000.000	99.2560 @ Date Last Priced: 03/28/24	992,560.00	1,010,000.00	-17,440.00	0.7	24,000.00	2.42
Apple Inc - 037833EB2 0.700 02/08/2026	800,000.000	92.7740 @ Date Last Priced: 03/28/24	742,192.00	798,824.00	-56,632.00	0.5	5,600.00	0.75
Austin Telco Fed Cr Un Tex - 052392CF2 C D 5.000 12/16/2024	250,000.000	99.8490 @ Date Last Priced: 03/28/24	249,622.50	250,000.00	-377.50	0.2	12,500.00	5.01
Bank Of Ny Mellon Corp - 06406RAL1 Medium Term Note 2.100 10/24/2024	1,000,000.000	98.0710 @ Date Last Priced: 03/28/24	980,710.00	1,000,000.00	-19,290.00	0.7	21,000.00	2.14
Bk Of America Corp - 06048WL65 Medium Term Note 1.050 03/10/2026	1,000,000.000	91.2540 @ Date Last Priced: 03/28/24	912,540.00	985,200.00	-72,660.00	0.6	10,500.00	1.15
Bmo Harris Bk Natl Assn - 05600XMY3 C D 5.100 04/01/2024	250,000.000	99.9950 @ Date Last Priced: 03/28/24	249,987.50	250,000.00	-12.50	0.2	12,750.00	5.10
Border ST Bk Greenbush Minn CD - 099703GF1 C D 1.100 03/27/2025	250,000.000	96.1230 @ Date Last Priced: 03/28/24	240,307.50	250,000.00	-9,692.50	0.2	2,750.00	1.14



CITY OF LAGUNA BEACH  
ACCOUNT NUMBER:

Page 17 of 38  
March 1, 2024 to March 31, 2024

**ASSET DETAIL (continued)**

Security Description	Shares/Face Amt	Price	Market Value	Tax Cost	Unrealized Gain/Loss	Percent of Total Portfolio	Estimated Annual Income	Estimated Current Yield
Charles Schwab Bk Ssb Westlake Tex - 15987UAW8 C D 5.350 04/05/2024	250,000.000	99.9960 @ Date Last Priced: 03/28/24	249,990.00	250,000.00	-10.00	0.2	13,375.00	5.35
Comenity Capital Bank - 20033AU38 C D 2.800 04/15/2024	250,000.000	99.8700 @ Date Last Priced: 03/28/24	249,675.00	250,000.00	-325.00	0.2	7,000.00	2.80
Crescent Bank Trust - 225645DN7 C D 1.100 03/20/2025	250,000.000	96.1890 @ Date Last Priced: 03/28/24	240,472.50	250,000.00	-9,527.50	0.2	2,750.00	1.14
Discover Bk - 254673A22 C D 1.550 04/02/2025	250,000.000	96.5440 @ Date Last Priced: 03/28/24	241,360.00	250,000.00	-8,640.00	0.2	3,875.00	1.60
Enterprise Bank Pa - 29367RKT2 C D 2.600 05/16/2024	250,000.000	99.6220 @ Date Last Priced: 03/28/24	249,055.00	250,000.00	-945.00	0.2	6,500.00	2.61
First Fndtn Bk Irvine Ca - 32026UN93 C D 5.100 08/19/2024	250,000.000	99.9160 @ Date Last Priced: 03/28/24	249,790.00	250,000.00	-210.00	0.2	12,750.00	5.10
First Technology Fed Cr Un San - 33715LEN6 C D 4.850 02/18/2025	250,000.000	99.7580 @ Date Last Priced: 03/28/24	249,395.00	250,000.00	-605.00	0.2	12,125.00	4.86

CITY OF LAGUNA BEACH  
ACCOUNT NUMBERPage 18 of 38  
March 1, 2024 to March 31, 2024

## ASSET DETAIL (continued)

Security Description	Shares/Face Amt	Price	Market Value	Tax Cost	Unrealized Gain/Loss	Percent of Total Portfolio	Estimated Annual Income	Estimated Current Yield
Goldman Sachs Bk USA New York - 38149MA94 C D 1.050 09/29/2026	250,000.000	91.3960 @ Date Last Priced: 03/28/24	228,490.00	250,000.00	-21,510.00	0.2	2,625.00	1.15
Greenstate Cr Un North Liberty - 39573LBZ0 C D 1.050 10/15/2026	250,000.000	91.1910 @ Date Last Priced: 03/28/24	227,977.50	250,000.00	-22,022.50	0.2	2,625.00	1.15
Guardian Life Glob Fund - 40139LAG8 Ser 144A Medium Term Note 1.100 06/23/2025	1,000,000.000	95.1280 @ Date Last Priced: 03/28/24	951,280.00	967,460.00	-16,180.00	0.6	11,000.00	1.16
IBM Corp - 459200JY8 3.000 05/15/2024	1,000,000.000	99.6540 @ Date Last Priced: 03/28/24	996,540.00	1,012,813.55	-16,273.55	0.7	30,000.00	3.01
Jpmorgan Chase Bk N A - 46632FRU1 Medium Term Note 0.700 01/22/2026	1,000,000.000	90.3110 @ Date Last Priced: 03/28/24	903,110.00	1,000,000.00	-96,890.00	0.6	7,000.00	0.77
Jpmorgan Chase Bk Na Columbus Ohio - 48128UYQ6 C D 0.550 02/09/2026	250,000.000	92.3530 @ Date Last Priced: 03/28/24	230,882.50	250,000.00	-19,117.50	0.2	1,375.00	0.60
Lakeside Bk Chicago Ill - 51210SSD0 C D 1.400 03/31/2025	250,000.000	96.3930 @ Date Last Priced: 03/28/24	240,982.50	250,000.00	-9,017.50	0.2	3,500.00	1.45

CITY OF LAGUNA BEACH  
ACCOUNT NUMBERPage 19 of 38  
March 1, 2024 to March 31, 2024

## ASSET DETAIL (continued)

Security Description	Shares/Face Amt	Price	Market Value	Tax Cost	Unrealized Gain/Loss	Percent of Total Portfolio	Estimated Annual Income	Estimated Current Yield
Live Oak Bkg Co Wilmington N C - 538036JU9 C D 1.700 08/28/2024	250,000.000	98.5120 @ Date Last Priced: 03/28/24	246,280.00	250,000.00	-3,720.00	0.2	4,250.00	1.73
Local Govt Fed Cr Un Raleigh N - 53955LAC1 C D 5.150 05/17/2024	250,000.000	99.9480 @ Date Last Priced: 03/28/24	249,870.00	250,000.00	-130.00	0.2	12,875.00	5.15
Massmutual Gbl Fdg II Min - 57629WDB3 Ser 144A Medium Term Note 0.600 04/12/2024	1,070,000.000	99.8620 @ Date Last Priced: 03/28/24	1,068,523.40	1,060,241.60	8,281.80	0.7	6,420.00	0.60
Merrick Bk South Jordan Ut - 59013KBZ8 C D 2.150 08/09/2024	250,000.000	98.8430 @ Date Last Priced: 03/28/24	247,107.50	250,000.00	-2,892.50	0.2	5,375.00	2.17
Mid Amer Cr Un Wichita Kans - 59522NAC8 C D 5.200 05/23/2024	250,000.000	99.9490 @ Date Last Priced: 03/28/24	249,872.50	250,000.00	-127.50	0.2	13,000.00	5.20
Morgan Stanley Bk N A - 61690U3P3 C D 5.000 09/30/2024	250,000.000	99.8280 @ Date Last Priced: 03/28/24	249,570.00	250,000.00	-430.00	0.2	12,500.00	5.01
Morgan Stanley Private Bk Na - 61768ERG0 C D 5.000 09/30/2024	250,000.000	99.8280 @ Date Last Priced: 03/28/24	249,570.00	250,000.00	-430.00	0.2	12,500.00	5.01

CITY OF LAGUNA BEACH  
ACCOUNT NUMBER:Page 20 of 38  
March 1, 2024 to March 31, 2024

## ASSET DETAIL (continued)

Security Description	Shares/Face Amt	Price	Market Value	Tax Cost	Unrealized Gain/Loss	Percent of Total Portfolio	Estimated Annual Income	Estimated Current Yield
New York Life Global Fdg - 64952WEJ8 Ser 144A 0.900 10/29/2024	1,000,000.000	97.4230 @ Date Last Priced: 03/28/24	974,230.00	1,000,000.00	-25,770.00	0.7	9,000.00	0.92
Nicolet Natl Bank Green Baywi - 654062JZ2 C D 1.400 03/31/2025	250,000.000	96.3880 @ Date Last Priced: 03/28/24	240,970.00	250,000.00	-9,030.00	0.2	3,500.00	1.45
Pacific Enterprise Bk Ca - 694231AC5 C D 1.150 03/31/2025	250,000.000	96.1440 @ Date Last Priced: 03/28/24	240,360.00	250,000.00	-9,640.00	0.2	2,875.00	1.20
Pacific Westn Bk Beverly Hillscalif - 69506YRL5 C D 1.250 04/30/2025	250,000.000	95.9930 @ Date Last Priced: 03/28/24	239,982.50	250,000.00	-10,017.50	0.2	3,125.00	1.30
Poppy Bk Santa Rosa Calif - 73319FAF6 C D 1.100 03/18/2025	250,000.000	96.2070 @ Date Last Priced: 03/28/24	240,517.50	250,000.00	-9,482.50	0.2	2,750.00	1.14
Precision Castparts Corp - 740189AM7 3.250 06/15/2025	1,000,000.000	97.8040 @ Date Last Priced: 03/28/24	978,040.00	1,111,780.00	-133,740.00	0.7	32,500.00	3.32
Raiz Fcu El Paso Tx - 75102EAE8 C D 4.800 02/18/2025	250,000.000	99.7140 @ Date Last Priced: 03/28/24	249,285.00	250,000.00	-715.00	0.2	12,000.00	4.81



CITY OF LAGUNA BEACH  
ACCOUNT NUMBER: I

Page 21 of 38  
March 1, 2024 to March 31, 2024

**ASSET DETAIL (continued)**

Security Description	Shares/Face Amt	Price	Market Value	Tax Cost	Unrealized Gain/Loss	Percent of Total Portfolio	Estimated Annual Income	Estimated Current Yield
Raymond James Bk Natl Assn ST - 75472RAE1 C D 2.000 08/23/2024	250,000.000	98.6550 @ Date Last Priced: 03/28/24	246,637.50	250,000.00	-3,362.50	0.2	5,000.00	2.03
Southstate Bk Natl Assn Winter - 84476JAP2 C D 5.200 07/01/2024	250,000.000	99.9480 @ Date Last Priced: 03/28/24	249,870.00	250,000.00	-130.00	0.2	13,000.00	5.20
Synchrony Bk Retail - 87165FZD9 C D 1.450 04/17/2025	250,000.000	96.3150 @ Date Last Priced: 03/28/24	240,787.50	250,000.00	-9,212.50	0.2	3,625.00	1.50
Texas Exchange Bk Crowley - 88241THJ2 C D 1.000 06/13/2025	250,000.000	95.2730 @ Date Last Priced: 03/28/24	238,182.50	250,000.00	-11,817.50	0.2	2,500.00	1.05
Toyota Motor Credit Corp - 89236TGT6 Medium Term Note 1.800 02/13/2025	1,066,000.000	97.0340 @ Date Last Priced: 03/28/24	1,034,382.44	1,059,284.20	-24,901.76	0.7	19,188.00	1.85
Webbank Salt Lake City Utah - 947547NT8 C D 1.000 12/30/2024	250,000.000	96.9120 @ Date Last Priced: 03/28/24	242,280.00	250,000.00	-7,720.00	0.2	2,500.00	1.03
Wells Fargo Bk N A Sioux Falls - 949763D60 C D 2.700 06/10/2024	250,000.000	99.4640 @ Date Last Priced: 03/28/24	248,660.00	250,000.00	-1,340.00	0.2	6,750.00	2.71



CITY OF LAGUNA BEACH  
ACCOUNT NUMBERPage 22 of 38  
March 1, 2024 to March 31, 2024

## ASSET DETAIL (continued)

Security Description	Shares/Face Amt	Price	Market Value	Tax Cost	Unrealized Gain/Loss	Percent of Total Portfolio	Estimated Annual Income	Estimated Current Yield
Western Alliance Bk Phoenix - 95763PML2 C D 5.050 11/12/2024	250,000.000	99.8480 @ Date Last Priced: 03/28/24	249,620.00	250,000.00	-380.00	0.2	12,625.00	5.06
Workers Cr Un Fitchburg Ma - 98138MBA7 C D 4.950 12/16/2024	250,000.000	99.8060 @ Date Last Priced: 03/28/24	249,515.00	250,000.00	-485.00	0.2	12,375.00	4.96
3M Company - 88579YAV3 Medium Term Note 2.250 09/19/2026	1,000,000.000	93.2750 @ Date Last Priced: 03/28/24	932,750.00	972,940.00	-40,190.00	0.6	22,500.00	2.41
<b>Total Corporate Issues</b>			<b>\$20,275,117.84</b>	<b>\$20,978,543.35</b>	<b>-\$703,425.51</b>	<b>13.8</b>	<b>\$468,333.00</b>	
<b>Foreign Issues</b>								
International Bank M T N - 459058JL8 0.500 10/28/2025	1,000,000.000	93.5330 @ Date Last Priced: 03/28/24	935,330.00	998,870.00	-63,540.00	0.6	5,000.00	0.53
International Bank M T N - 459058JS3 0.650 02/10/2026	1,000,000.000	92.6330 @ Date Last Priced: 03/28/24	926,330.00	1,000,000.00	-73,670.00	0.6	6,500.00	0.70
<b>Total Foreign Issues</b>			<b>\$1,861,660.00</b>	<b>\$1,998,870.00</b>	<b>-\$137,210.00</b>	<b>1.3</b>	<b>\$11,500.00</b>	



CITY OF LAGUNA BEACH  
ACCOUNT NUMBERPage 23 of 38  
March 1, 2024 to March 31, 2024

## ASSET DETAIL (continued)

Security Description	Shares/Face Amt	Price	Market Value	Tax Cost	Unrealized Gain/Loss	Percent of Total Portfolio	Estimated Annual Income	Estimated Current Yield
<b>Taxable Municipal Issues</b>								
Chino Ca Pub Fing Auth Rev Loc Agy - 169548FL3 Ref Bds 2021 A 1.453 09/01/2025 Taxable	400,000.000	94.7250 @ Date Last Priced: 03/28/24	378,900.00	406,048.00	-27,148.00	0.3	5,812.00	1.53
Covina Ca Pension Oblig Taxable - 223047AD3 Bds 0.979 08/01/2025 Taxable	505,000.000	94.4610 @ Date Last Priced: 03/28/24	477,028.05	505,000.00	-27,971.95	0.3	4,943.95	1.04
Folsom Cordova Ca Uni Sch Dist - 34440PCM1 Taxable Go Ref Bds 2020 B 3.000 10/01/2024 Taxable	820,000.000	98.8300 @ Date Last Priced: 03/28/24	810,406.00	891,610.60	-81,204.60	0.5	24,600.00	3.04
Huntington Beach Calif Pub Fing Auth - 446216HJ5 Rev Taxable Lease Ref Bds 2020 B Ca 0.943 05/01/2025 Taxable	300,000.000	95.5480 @ Date Last Priced: 03/28/24	286,644.00	300,000.00	-13,356.00	0.2	2,829.00	0.99
La Quinta Calif Redev Agy Successor - 50420BDE9 Agy Tax Alloc Ref Taxable Bds Ca 1.168 09/01/2025 Taxable	1,000,000.000	94.4840 @ Date Last Priced: 03/28/24	944,840.00	1,005,030.00	-60,190.00	0.6	11,680.00	1.24
Los Angeles Calif Mun Impt Corp - 544587Y44 Lease Rev Taxable Ref Bds 2020 C Ca 0.890 11/01/2024 Taxable	250,000.000	97.4630 @ Date Last Priced: 03/28/24	243,657.50	250,000.00	-6,342.50	0.2	2,225.00	0.91

CITY OF LAGUNA BEACH  
ACCOUNT NUMBERPage 24 of 38  
March 1, 2024 to March 31, 2024

## ASSET DETAIL (continued)

Security Description	Shares/Face Amt	Price	Market Value	Tax Cost	Unrealized Gain/Loss	Percent of Total Portfolio	Estimated Annual Income	Estimated Current Yield
Manhattan Beach Ca Pension Oblig - 562784AF5 Taxable Bds 1.186 01/01/2026 Taxable	150,000.000	93.9150 @ Date Last Priced: 03/28/24	140,872.50	150,000.00	-9,127.50	0.1	1,779.00	1.26
Modesto Ca Wastewater Rev Taxable - 607802BZ7 Ref Bds 2020A 0.835 11/01/2024 Taxable	1,000,000.000	97.4160 @ Date Last Priced: 03/28/24	974,160.00	1,003,320.00	-29,160.00	0.7	8,350.00	0.86
San Buenaventura Ca Wastewater - 797053AZ8 Rev Taxable Ref Bds 2020 0.902 01/01/2025 Taxable	500,000.000	96.9120 @ Date Last Priced: 03/28/24	484,560.00	504,010.00	-19,450.00	0.3	4,510.00	0.93
San Jose Ca Fing Auth Leaserev - 798153NX6 Taxable Bds 2020 B 1.220 06/01/2025 Taxable	1,055,000.000	95.4470 @ Date Last Priced: 03/28/24	1,006,965.85	1,063,070.75	-56,104.90	0.7	12,871.00	1.28
Tamalpais Calif Un High Sch Dist - 874857KU8 Taxable Go Ref Bds 2021 Ca 0.505 08/01/2025 Taxable	500,000.000	94.4090 @ Date Last Priced: 03/28/24	472,045.00	500,000.00	-27,955.00	0.3	2,525.00	0.53

CITY OF LAGUNA BEACH  
ACCOUNT NUMBERPage 25 of 38  
March 1, 2024 to March 31, 2024

## ASSET DETAIL (continued)

Security Description	Shares/Face Amt	Price	Market Value	Tax Cost	Unrealized Gain/Loss	Percent of Total Portfolio	Estimated Annual Income	Estimated Current Yield
Yosemite Ca Cmnty College Dist - 987388GL3 Taxable Go Ref Bds 2020B 0.804 08/01/2024 Taxable	750,000.000	98.5320 @ Date Last Priced: 03/28/24	738,990.00	752,317.50	-13,327.50	0.5	6,030.00	0.82
<b>Total Taxable Municipal Issues</b>			<b>\$6,959,068.90</b>	<b>\$7,330,406.85</b>	<b>-\$371,337.95</b>	<b>4.7</b>	<b>\$88,154.95</b>	
<b>Total Taxable Bonds</b>			<b>\$137,570,071.54</b>	<b>\$144,397,662.70</b>	<b>-\$6,827,591.16</b>	<b>93.3</b>	<b>\$2,719,017.95</b>	
<b>Total Assets</b>			<b>\$147,452,251.54</b>	<b>\$154,193,727.88</b>	<b>-\$6,741,476.34</b>	<b>100.0</b>	<b>\$3,237,405.45</b>	
<b>Estimated Current Yield</b>								<b>2.19</b>

## ASSET DETAIL MESSAGES

Time of trade execution and trading party (if not disclosed) will be provided upon request.

Publicly traded assets are valued in accordance with market quotations or valuation methodologies from financial industry services believed by us to be reliable. Assets that are not publicly traded may be reflected at values from other external sources. Assets for which a current value is not available may be reflected at a previous value or as not valued, at par value, or at a nominal value. Values shown do not necessarily reflect prices at which assets could be bought or sold. Values are updated based on internal policy and may be updated less frequently than statement generation.

Estimated Current Yield and Estimated Annual Income are estimates provided for informational purposes only and should not be relied on for making investment, trading, or tax decisions. The estimates may not represent the actual value earned by your investments and they provide no guarantee of what your investments may earn in the future.

@ No current price is available.

CITY OF LAGUNA BEACH  
ACCOUNT NUMBER:Page 26 of 38  
March 1, 2024 to March 31, 2024

## TRANSACTION DETAIL

Date Posted	Activity	Description	Cash	Tax Cost
<b>Beginning Balance 03/01/2024</b>			<b>\$0.00</b>	<b>\$150,838,430.18</b>
03/01/24	Cash Disbursement	Cash Disbursement Paid To City Of Laguna Beach ACH Transfer To Checking	-11,437.43	
03/01/24	Asset Income	Interest Earned On Affinity Fed Cr C D 5.800% 5/15/24 0.004608 USD/\$1 Pv On 250,000 Par Value Due 3/1/24	1,152.05	
03/01/24	Asset Income	Interest Earned On Austin Telco Fed C D 5.000% 12/16/24 0.003973 USD/\$1 Pv On 250,000 Par Value Due 3/1/24	993.15	
03/01/24	Asset Income	Interest Earned On Chino Ca 1.453% 9/01/25 0.007265 USD/\$1 Pv On 400,000 Par Value Due 3/1/24	2,906.00	
03/01/24	Asset Income	Interest Earned On Greenstate Cr C D 1.050% 10/15/26 0.000834 USD/\$1 Pv On 250,000 Par Value Due 3/1/24	208.56	
03/01/24	Asset Income	Interest Earned On La Quinta Ca 1.168% 9/01/25 0.00584 USD/\$1 Pv On 1,000,000 Par Value Due 3/1/24	5,840.00	
03/01/24	Asset Income	Interest Earned On Live Oak Bkg Co C D 1.700% 8/28/24 0.001351 USD/\$1 Pv On 250,000 Par Value Due 3/1/24	337.67	
03/04/24	Cash Disbursement	Cash Disbursement Paid To City Of Laguna Beach ACH Transfer To Checking	-4,148.63	
03/04/24	Asset Income	Interest Earned On Texas Exchange C D 1.000% 6/13/25 0.000795 USD/\$1 Pv On 250,000 Par Value Due 3/2/24	198.63	
03/04/24	Asset Income	Interest Earned On F F C B Deb 0.790% 3/03/26 0.00395 USD/\$1 Pv On 1,000,000 Par Value Due 3/3/24	3,950.00	
03/05/24	Cash Receipt	Cash Receipt Incoming Wires Funds Received From US Bank Ca	3,931,000.00	

CITY OF LAGUNA BEACH  
ACCOUNT NUMBER:Page 27 of 38  
March 1, 2024 to March 31, 2024

## TRANSACTION DETAIL (continued)

Date Posted	Activity	Description	Cash	Tax Cost
03/05/24	Purchase	Purchased 4,000,000 Par Value Of U S Treasury Bill 7/05/24 Trade Date 3/4/24 Purchased Through Multi-Bank Securities Inc 4,000,000 Par Value At 98.262 %	-3,930,480.00	3,930,480.00
03/06/24	Cash Disbursement	Cash Disbursement Paid To City Of Laguna Beach ACH Transfer To Checking	-520.00	
03/07/24	Asset Income	Interest Earned On John Deere Mtn 2.600% 3/07/24 0.013 USD/\$1 Pv On 1,000,000 Par Value Due 3/7/24 Interest On 3/7/24 Maturity	13,000.00	
03/07/24	Cash Disbursement	Cash Disbursement Paid To State Of California Laif Outgoing Domestic Wire Per Client Request	-1,000,000.00	
03/07/24	Sale	Matured 1,000,000 Par Value Of John Deere Mtn 2.600% 3/07/24 Trade Date 3/7/24 1,000,000 Par Value At 100 %	1,000,000.00	-1,023,500.00
03/08/24	Cash Disbursement	Cash Disbursement Paid To City Of Laguna Beach ACH Transfer To Checking	-13,000.00	
03/11/24	Asset Income	Interest Earned On F H L B Deb 5.250% 5/09/24 0.0175 USD/\$1 Pv On 1,000,000 Par Value Due 3/9/24	17,500.00	
03/11/24	Asset Income	Interest Earned On F F C B Deb 0.800% 3/09/26 0.004 USD/\$1 Pv On 1,000,000 Par Value Due 3/9/24	4,000.00	
03/11/24	Asset Income	Interest Earned On F H L B Deb 0.800% 3/10/26 0.004 USD/\$1 Pv On 2,000,000 Par Value Due 3/10/24	8,000.00	
03/11/24	Asset Income	Interest Earned On Bk Of America Mtn 1.050% 3/10/26 0.00525 USD/\$1 Pv On 1,000,000 Par Value Due 3/10/24	5,250.00	

CITY OF LAGUNA BEACH  
ACCOUNT NUMBER:Page 28 of 38  
March 1, 2024 to March 31, 2024

## TRANSACTION DETAIL (continued)

Date Posted	Activity	Description	Cash	Tax Cost
03/11/24	Cash Disbursement	Cash Disbursement Paid To City Of Laguna Beach ACH Transfer To Checking	-3,463.35	
03/11/24	Cash Disbursement	Cash Disbursement Paid To State Of California Laif Outgoing Domestic Wire Per Client Request	-1,000,000.00	
03/11/24	Sale	Full Call 1,000,000 \$1 Pv F H L B Deb 5.250% 5/09/24 On 03/09/24 At 1.00 USD Federal Tax Cost 1,000,000.00 USD Corporate Action Id: 551251	1,000,000.00	-1,000,000.00
03/11/24	Asset Income	Interest Earned On Merrick Bk C D 2.150% 8/09/24 0.001708 USD/\$1 Pv On 250,000 Par Value Due 3/9/24	427.05	
03/11/24	Asset Income	Interest Earned On F H L B Deb 1.500% 12/10/26 0.00125 USD/\$1 Pv On 2,000,000 Par Value Due 3/10/24	2,500.00	
03/11/24	Asset Income	Interest Earned On Wells Fargo Bk C D 2.700% 6/10/24 0.002145 USD/\$1 Pv On 250,000 Par Value Due 3/10/24	536.30	
03/12/24	Cash Disbursement	Cash Disbursement Paid To City Of Laguna Beach ACH Transfer To Checking	-34,750.00	
03/15/24	Cash Disbursement	Cash Disbursement Paid To City Of Laguna Beach ACH Transfer To Checking	-556.16	
03/15/24	Asset Income	Interest Earned On Comenity Capital C D 2.800% 4/15/24 0.002225 USD/\$1 Pv On 250,000 Par Value Due 3/15/24	556.16	
03/18/24	Cash Disbursement	Cash Disbursement Paid To City Of Laguna Beach ACH Transfer To Checking	-32,891.44	

CITY OF LAGUNA BEACH  
ACCOUNT NUMBER:Page 29 of 38  
March 1, 2024 to March 31, 2024

## TRANSACTION DETAIL (continued)

Date Posted	Activity	Description	Cash	Tax Cost
03/18/24	Asset Income	Interest Earned On F H L B Deb 0.800% 3/16/26 0.004 USD/\$1 Pv On 2,000,000 Par Value Due 3/16/24	8,000.00	
03/18/24	Asset Income	Interest Earned On Workers Cr C D 4.950% 12/16/24 0.003933 USD/\$1 Pv On 250,000 Par Value Due 3/16/24	983.22	
03/18/24	Asset Income	Interest Earned On F H L B Deb 1.000% 9/17/26 0.005 USD/\$1 Pv On 2,000,000 Par Value Due 3/17/24	10,000.00	
03/18/24	Asset Income	Interest Earned On First C D 4.850% 2/18/25 0.003853 USD/\$1 Pv On 250,000 Par Value Due 3/17/24	963.36	
03/18/24	Asset Income	Interest Earned On Local Govt Fed C D 5.150% 5/17/24 0.004092 USD/\$1 Pv On 250,000 Par Value Due 3/17/24	1,022.95	
03/18/24	Asset Income	Interest Earned On Raiz Fcu El C D 4.800% 2/18/25 0.003814 USD/\$1 Pv On 250,000 Par Value Due 3/17/24	953.42	
03/18/24	Asset Income	Interest Earned On F F C B Deb 2.150% 3/18/26 0.01075 USD/\$1 Pv On 1,000,000 Par Value Due 3/18/24	10,750.00	
03/18/24	Asset Income	Interest Earned On Poppy Bk Santa C D 1.100% 3/18/25 0.000874 USD/\$1 Pv On 250,000 Par Value Due 3/18/24	218.49	
03/19/24	Cash Disbursement	Cash Disbursement Paid To City Of Laguna Beach ACH Transfer To Checking	-11,250.00	
03/19/24	Asset Income	Interest Earned On 3M Company Mtn 2.250% 9/19/26 0.01125 USD/\$1 Pv On 1,000,000 Par Value Due 3/19/24	11,250.00	
03/20/24	Cash Disbursement	Cash Disbursement Paid To City Of Laguna Beach ACH Transfer To Checking	-218.49	



CITY OF LAGUNA BEACH  
ACCOUNT NUMBERPage 30 of 38  
March 1, 2024 to March 31, 2024

## TRANSACTION DETAIL (continued)

Date Posted	Activity	Description	Cash	Tax Cost
03/20/24	Cash Receipt	Cash Receipt Incoming Wires Wire Recd From US Bank California	2,944,000.00	
03/20/24	Asset Income	Interest Earned On Crescent Bank C D 1.100% 3/20/25 0.000874 USD/\$1 Pv On 250,000 Par Value Due 3/20/24	218.49	
03/20/24	Purchase	Purchased 3,000,000 Par Value Of U S Treasury Bill 8/01/24 Trade Date 3/19/24 Purchased Through Multi-Bank Securities Inc 3,000,000 Par Value At 98.11059 %	-2,943,317.70	2,943,317.70
03/21/24	Asset Income	Interest Earned On American Express C D 5.350% 3/21/24 0.0535 USD/\$1 Pv On 250,000 Par Value Due 3/21/24 Interest On 3/21/24 Maturity	13,375.00	
03/21/24	Cash Disbursement	Cash Disbursement Paid To City Of Laguna Beach ACH Transfer To Checking	-13,375.00	
03/21/24	Cash Disbursement	Cash Disbursement Paid To State Of California Laif Outgoing Domestic Wire Per Client Request	-500,000.00	
03/21/24	Sale	Matured 250,000 Par Value Of State Bk India C D 5.350% 3/21/24 Trade Date 3/21/24 250,000 Par Value At 100 %	250,000.00	-250,000.00
03/21/24	Sale	Matured 250,000 Par Value Of American Express C D 5.350% 3/21/24 Trade Date 3/21/24 250,000 Par Value At 100 %	250,000.00	-250,000.00
03/21/24	Asset Income	Interest Earned On State Bk India C D 5.350% 3/21/24 0.0535 USD/\$1 Pv On 250,000 Par Value Due 3/21/24	13,375.00	
03/22/24	Cash Disbursement	Cash Disbursement Paid To City Of Laguna Beach ACH Transfer To Checking	-14,057.30	



CITY OF LAGUNA BEACH  
ACCOUNT NUMBERPage 31 of 38  
March 1, 2024 to March 31, 2024

## TRANSACTION DETAIL (continued)

Date Posted	Activity	Description	Cash	Tax Cost
03/25/24	Asset Income	Interest Earned On F H L B Deb 1.000% 3/23/26 0.005 USD/\$1 Pv On 1,950,000 Par Value Due 3/23/24	9,750.00	
03/25/24	Cash Disbursement	Cash Disbursement Paid To City Of Laguna Beach ACH Transfer To Checking	-15,637.67	
03/25/24	Asset Income	Interest Earned On Charles Schwab C D 5.350% 4/05/24 0.026677 USD/\$1 Pv On 250,000 Par Value Due 3/23/24	6,669.18	
03/25/24	Asset Income	Interest Earned On F H L B Deb 0.875% 3/23/26 0.004375 USD/\$1 Pv On 2,000,000 Par Value Due 3/23/24	8,750.00	
03/25/24	Asset Income	Interest Earned On Adirondack Bank C D 1.100% 3/25/25 0.000874 USD/\$1 Pv On 250,000 Par Value Due 3/25/24	218.49	
03/26/24	Cash Disbursement	Cash Disbursement Paid To City Of Laguna Beach ACH Transfer To Checking	-9,750.00	
03/27/24	Cash Disbursement	Cash Disbursement Paid To City Of Laguna Beach ACH Transfer To Checking	-218.49	
03/27/24	Asset Income	Interest Earned On Border ST Bk C D 1.100% 3/27/25 0.000874 USD/\$1 Pv On 250,000 Par Value Due 3/27/24	218.49	
03/28/24	Asset Income	Interest Earned On Zions C D 5.350% 3/28/24 0.053207 USD/\$1 Pv On 250,000 Par Value Due 3/28/24 Interest On 3/28/24 Maturity	13,301.71	
03/28/24	Cash Disbursement	Cash Disbursement Paid To City Of Laguna Beach ACH Transfer To Checking	-25,741.11	
03/28/24	Cash Disbursement	Cash Disbursement Paid To City Of Laguna Beach ACH Transfer To Checking	-13,301.71	

CITY OF LAGUNA BEACH  
ACCOUNT NUMBERPage 32 of 38  
March 1, 2024 to March 31, 2024

## TRANSACTION DETAIL (continued)

Date Posted	Activity	Description	Cash	Tax Cost
03/28/24	Cash Disbursement	Cash Disbursement Paid To State Of California Laif Outgoing Domestic Wire Per Client Request	-745,000.00	
03/28/24	Sale	Matured 250,000 Par Value Of Comerica Bk C D 5.250% 3/28/24 Trade Date 3/28/24 250,000 Par Value At 100 %	250,000.00	-250,000.00
03/28/24	Sale	Matured 245,000 Par Value Of Bank Blue Vy C D 5.150% 3/28/24 Trade Date 3/28/24 245,000 Par Value At 100 %	245,000.00	-245,000.00
03/28/24	Sale	Matured 250,000 Par Value Of Zions C D 5.350% 3/28/24 Trade Date 3/28/24 250,000 Par Value At 100 %	250,000.00	-250,000.00
03/28/24	Asset Income	Interest Earned On Bank Blue Vy C D 5.150% 3/28/24 0.051641 USD/\$1 Pv On 245,000 Par Value Due 3/28/24	12,652.07	
03/28/24	Asset Income	Interest Earned On Comerica Bk C D 5.250% 3/28/24 0.052356 USD/\$1 Pv On 250,000 Par Value Due 3/28/24	13,089.04	
03/29/24	Cash Disbursement	Cash Disbursement Paid To City Of Laguna Beach ACH Transfer To Checking	-2,331.85	
03/29/24	Cash Disbursement	Cash Disbursement Paid To State Of California Laif Outgoing Domestic Wire Per Client Request	-250,000.00	
03/29/24	Sale	Matured 250,000 Par Value Of Central Vy C D 5.150% 3/29/24 Trade Date 3/29/24 250,000 Par Value At 100 %	250,000.00	-250,000.00
03/29/24	Asset Income	Interest Earned On Central Vy C D 5.150% 3/29/24 0.004092 USD/\$1 Pv On 250,000 Par Value Due 3/29/24	1,022.95	



CITY OF LAGUNA BEACH  
ACCOUNT NUMBER:

Page 33 of 38  
March 1, 2024 to March 31, 2024

TRANSACTION DETAIL (continued)				
Date Posted	Activity	Description	Cash	Tax Cost
03/29/24	Asset Income	Interest Earned On Goldman Sachs C D 1.050% 9/29/26 0.005236 USD/\$1 Pw On 250,000 Par Value Due 3/29/24	1,308.90	
Ending Balance 03/31/2024			\$0.00	\$154,193,727.88

CITY OF LAGUNA BEACH  
ACCOUNT NUMBERPage 34 of 38  
March 1, 2024 to March 31, 2024

## SALE/MATURITY SUMMARY

Settlement Date	Description	Tax Cost	Proceeds	Estimated Gain/Loss
<b>Taxable Bonds</b>				
<b>American Express Natl Bk Brok</b>				
<b>C D</b>				
<b>5.350 03/21/2024</b>				
<b>02589AEL2</b>				
03/21/24	Matured 250,000 Par Value Trade Date 3/21/24 250,000 Par Value At 100 %	-250,000.00	250,000.00	
<b>Bank Blue Vy Overland Kans</b>				
<b>C D</b>				
<b>5.150 03/28/2024</b>				
<b>06070PBS4</b>				
03/28/24	Matured 245,000 Par Value Trade Date 3/28/24 245,000 Par Value At 100 %	-245,000.00	245,000.00	
<b>Central Vy Cmnty Bk Fresno Cal</b>				
<b>C D</b>				
<b>5.150 03/29/2024</b>				
<b>15568PAM8</b>				
03/29/24	Matured 250,000 Par Value Trade Date 3/29/24 250,000 Par Value At 100 %	-250,000.00	250,000.00	
<b>Comerica Bk Dallas Tex</b>				
<b>C D</b>				
<b>5.250 03/28/2024</b>				
<b>200339FE4</b>				
03/28/24	Matured 250,000 Par Value Trade Date 3/28/24 250,000 Par Value At 100 %	-250,000.00	250,000.00	



CITY OF LAGUNA BEACH  
ACCOUNT NUMBER

Page 35 of 38  
March 1, 2024 to March 31, 2024

**SALE/MATURITY SUMMARY (continued)**

	Settlement Date	Description	Tax Cost	Proceeds	Estimated Gain/Loss
<b>Federal Home Loan Bks</b>					
5.250 05/09/2024					
3130AVSW3					
	03/11/24	Full Call 1,000,000 1,000,000 \$1 Pv On 03/09/24 At 1.00 USD Federal Tax Cost 1,000,000.00 USD Corporate Action Id: 551251	-1,000,000.00	1,000,000.00	
<b>John Deere Capital Corp</b>					
Medium Term Note					
2.600 03/07/2024					
24422EUX5					
	03/07/24	Matured 1,000,000 Par Value Trade Date 3/7/24 1,000,000 Par Value At 100 %	-1,023,500.00	1,000,000.00	-23,500.00
<b>State Bk India New York N Y</b>					
C D					
5.350 03/21/2024					
856285Y54					
	03/21/24	Matured 250,000 Par Value Trade Date 3/21/24 250,000 Par Value At 100 %	-250,000.00	250,000.00	

CITY OF LAGUNA BEACH  
ACCOUNT NUMBERPage 36 of 38  
March 1, 2024 to March 31, 2024

## SALE/MATURITY SUMMARY (continued)

Settlement Date	Description	Tax Cost	Proceeds	Estimated Gain/Loss
Zions Bancorporation Natl Assn C D 5.350 03/28/2024 98970LBY8				
03/28/24	Matured 250,000 Par Value Trade Date 3/28/24 250,000 Par Value At 100 %	-250,000.00	250,000.00	
Total Taxable Bonds		-\$3,518,500.00	\$3,495,000.00	-\$23,500.00
Total Sales & Maturities		-\$3,518,500.00	\$3,495,000.00	-\$23,500.00

## SALE/MATURITY SUMMARY MESSAGES

Estimated Year-To-Date Long-Term Gain (Loss): (\$26,240.00)

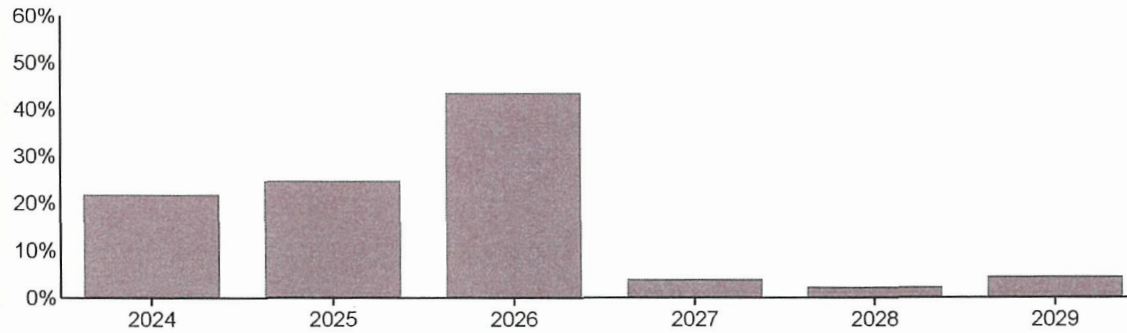
Estimates should not be used for tax purposes



CITY OF LAGUNA BEACH  
ACCOUNT NUMBER:

Page 37 of 38  
March 1, 2024 to March 31, 2024

**BOND SUMMARY**



	Par Value	Market Value	Percentage of Category
<b>MATURITY</b>			
2024	30,140,000.00	29,864,386.90	21.71
2025	35,826,000.00	33,937,000.34	24.67
2026	64,070,000.00	59,589,234.30	43.32
2027	5,500,000.00	5,195,420.00	3.78
2028	3,000,000.00	2,990,630.00	2.17
2029	6,000,000.00	5,993,400.00	4.35
<b>Total of Category</b>	<b>\$144,536,000.00</b>	<b>\$137,570,071.54</b>	<b>100.00</b>

<b>MOODY'S RATING</b>			
Aaa	104,670,000.00	99,117,051.80	72.05
Aa1	1,000,000.00	951,280.00	0.69
Aa2	3,570,000.00	3,430,546.00	2.49
Aa3	2,125,000.00	2,075,489.25	1.51
A1	3,066,000.00	2,927,632.44	2.13
A3	3,000,000.00	2,921,850.00	2.12
N/A	22,605,000.00	21,775,674.55	15.83

CITY OF LAGUNA BEACH  
ACCOUNT NUMBERPage 38 of 38  
March 1, 2024 to March 31, 2024**BOND SUMMARY (continued)**

	Par Value	Market Value	Percentage of Category
NOT RATED	4,500,000.00	4,370,547.50	3.18
<b>Total of Category</b>	<b>\$144,536,000.00</b>	<b>\$137,570,071.54</b>	<b>100.00</b>

**S&P RATING**

AAA	2,150,000.00	2,002,532.50	1.46
AA+	85,740,000.00	80,987,755.20	58.87
AA	4,760,000.00	4,586,297.90	3.33
AA-	2,070,000.00	1,998,903.50	1.45
A+	2,066,000.00	1,937,492.44	1.41
A	1,000,000.00	980,710.00	0.71
A-	3,000,000.00	2,901,640.00	2.11
BBB+	1,000,000.00	932,750.00	0.68
N/A	35,000,000.00	33,633,217.50	24.45
NOT RATED	7,750,000.00	7,608,772.50	5.53
<b>Total of Category</b>	<b>\$144,536,000.00</b>	<b>\$137,570,071.54</b>	<b>100.00</b>

**BOND SUMMARY MESSAGES**

Data contained within this section excluded Mutual Funds, Exchange Traded Funds, and Closed-Ended Funds.



## Glossary

**Accretion** - The accumulation of the value of a discounted bond until maturity.

**Adjusted Prior Market Realized Gain/Loss** - The difference between the proceeds and the Prior Market Value of the transaction.

**Adjusted Prior Market Unrealized Gain/Loss** - The difference between the Market Value and the Adjusted Prior Market Value.

**Adjusted Prior Market Value** - A figure calculated using the beginning Market Value for the fiscal year, adjusted for all asset related transactions during the period, employing an average cost methodology.

**Amortization** - The decrease in value of a premium bond until maturity.

**Asset** - Anything owned that has commercial exchange value. Assets may consist of specific property or of claims against others, in contrast to obligations due to others (liabilities).

**Bond Rating** - A measurement of a bond's quality based upon the issuer's financial condition. Ratings are assigned by independent rating services, such as Moody's, or S&P, and reflect their opinion of the issuer's ability to meet the scheduled interest and principal repayments for the bond.

**Cash** - Cash activity that includes both income and principal cash categories.

**Change in Unrealized Gain/Loss** - Also reported as Gain/Loss in Period in the Asset Detail section. This figure shows the market appreciation (depreciation) for the current period.

**Cost Basis (Book Value)** - The original price of an asset, normally the purchase price or appraised value at the time of acquisition. Book Value method maintains an average cost for each asset.

**Cost Basis (Tax Basis)** - The original price of an asset, normally the purchase price or appraised value at the time of acquisition. Tax Basis uses client determined methods such as Last-In-First-Out (LIFO), First-In-First-Out (FIFO), Average, Minimum Gain, and Maximum Gain.

**Ending Accrual** - (Also reported as Accrued Income) Income earned but not yet received, or expenses incurred but not yet paid, as of the end of the reporting period.

**Estimated Annual Income** - The amount of income a particular asset is anticipated to earn over the next year. The shares multiplied by annual income rate.

**Estimated Current Yield** - The annual rate of return on an investment expressed as a percentage. For stocks, yield is calculated by taking the annual dividend payments divided by the stock's current share price. For bonds, yield is calculated by the coupon rate divided by the bond's market price.

**Ex-Dividend Date** - (Also reported as Ex-Date) For stock trades, the person who owns the security on the ex-dividend date will earn the dividend, regardless of who currently owns the stock.

**Income Cash** - A category of cash comprised of ordinary earnings derived from investments, usually dividends and interest.

**Market Value** - The price per unit multiplied by the number of units.

**Maturity Date** - The date on which an obligation or note matures.

**Payable Date** - The date on which a dividend, mutual fund distribution, or interest on a bond will be made.

**Principal Cash** - A category of cash comprised of cash, deposits, cash withdrawals and the cash flows generated from purchases or sales of investments.

**Realized Gain/Loss Calculation** - The Proceeds less the Cost Basis of a transaction.

**Settlement Date** - The date on which a trade settles and cash or securities are credited or debited to the account.

**Trade Date** - The date a trade is legally entered into.

**Unrealized Gain/Loss** - The difference between the Market Value and Cost Basis at the end of the current period.

**Yield on/at Market** - The annual rate of return on an investment expressed as a percentage. For stocks, yield is calculated by the annual dividend payments divided by the stock's current share price. For bonds, yield is calculated by the coupon rate divided by the bond's market price.

The terms defined in this glossary are only for use when reviewing your account statement. Please contact your Relationship Manager with any questions.