

## CITY OF LAGUNA BEACH INVESTMENT REPORT MAY 2024

The May 2024 Investment Report has the basic reporting that is required in the Investment Policy. Charts, two-year cash flows, interest forecasts and investment detail by policy category and investment maturity are provided quarterly. The transaction history required by California law is provided in the monthly Custodian Statement which is attached.

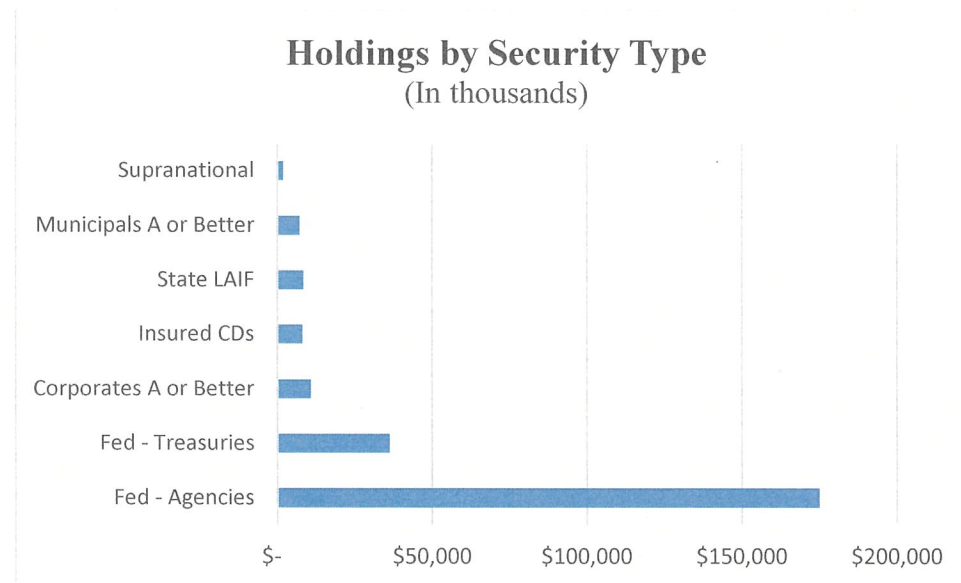
### DISCUSSION

At May 31, 2024, cash and investments totaled \$184.9 million dollars. During the month the portfolio increased \$6.2 million dollars due primarily to Assessment District bond proceeds totaling \$8.1 million dollars which were partially offset by budgeted operations. The City Treasurer certified that the month-end portfolio complied with the Investment Policy and that there was sufficient liquidity to meet the City's forecasted expenditures for the next six months.

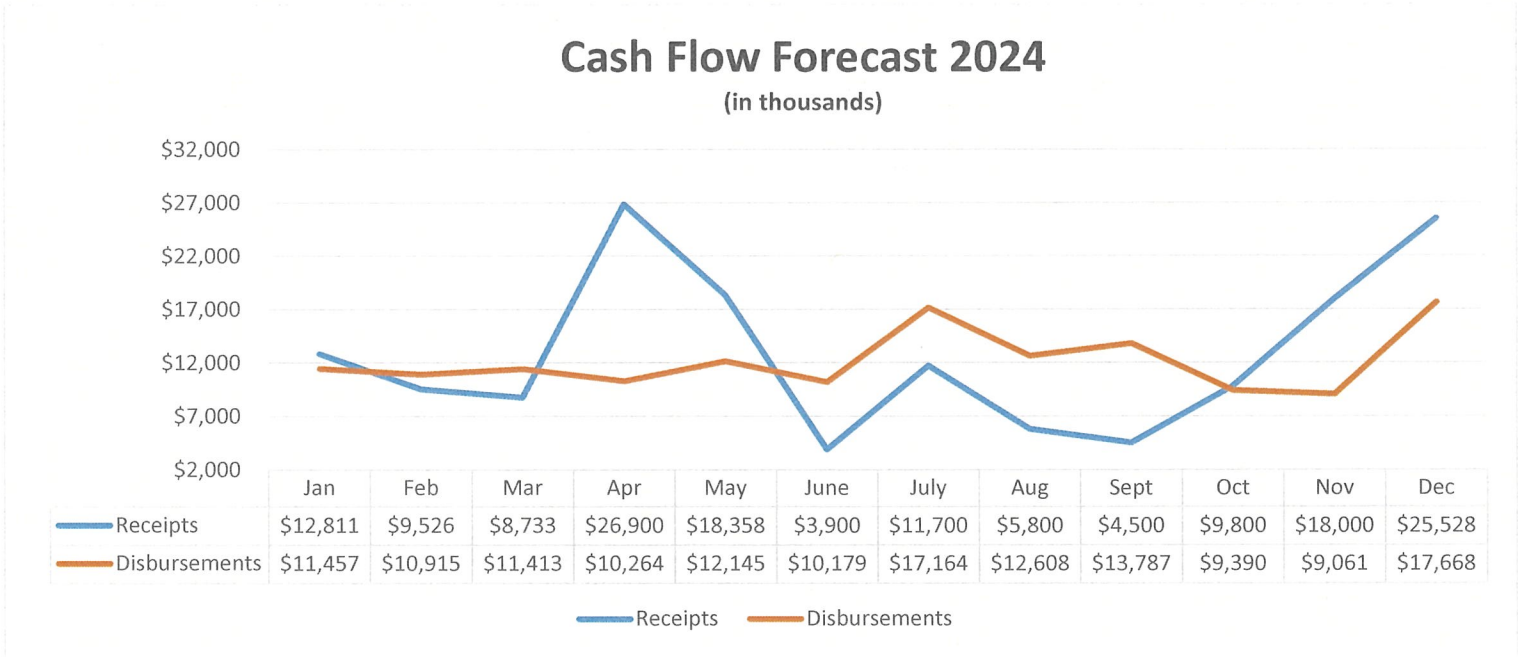
Generally Accepted Accounting Principles (GAAP) require that investments must be marked-to-market value in the Annual Comprehensive Financial Report (ACFR). Any unrealized gains are adjustments made annually for the purpose of preparing an ACFR that complies with GAAP but will not impact operations, budget or cash. This Investment Report does not include a mark-to-market adjustment therefore excludes the unrealized gain.

The Investment Policy encourages a Buy and Hold investment strategy and has the following objectives, in order of priority.

**Safety:** The highest priority objective was achieved by investing in high quality securities that are authorized by the award-winning Investment Policy.



**Liquidity:** Adequate funds were invested in treasury securities and the Local Agency Investment Fund that target the anticipated cash requirements of the City. Below is the forecast for the year.



**Yield:** There were no purchases in May 2024 related to the bond proceeds to maintain cash flow flexibility. Unused proceeds were invested in LAIF that had an average monthly rate of 4.33%. The high current market rates partially offset the low rates on older investments resulting in a blended average yield for the entire portfolio of 2.78%. The blended yield will continue to increase as older securities mature and surplus funds can be re-invested at the current interest rates which are dramatically higher than investments made during the pandemic period. According to the attached custodian’s statement, estimated annual income was \$3.7 million (excluding LAIF and certain city owned investments). The City Treasurer estimated that the actual investment income was expected to exceed the 2023/24 budget by more than one million dollars and the 2025 and 2026 Forecasts were revised upward in the March Investment Report to reflect the huge increase in re-investment rates.

**City of Laguna Beach**  
**City Treasurer Monthly Report - Unaudited**  
**For the Month of May 2024**

**Cash Activity for the Month**

Cash and investments, beginning of month	\$ 178,678,938.14
Cash receipts	18,357,612.07
Cash disbursements	(12,145,142.22)
<b>Cash and investments, end of month</b>	<b>\$ 184,891,407.99</b>

**Cash and Investment Portfolio at Month-End**

	Current Year				Prior Year
	Fair Value	Cost - General Ledger	Pct. of Total	Avg. Return	Cost
<b>Long-term marketable securities</b>					
Federal agency securities	\$ 88,405,875.50	\$ 93,846,770.00	51%	1.76%	\$ 87,843,240.00
Medium-term corporate notes	5,438,406.00	5,836,204.00	3%	1.64%	9,905,488.20
Certificates of Deposit - Insured	1,177,045.00	1,250,000.00	1%	1.75%	7,250,000.00
Municipal bonds	3,438,055.75	3,629,148.75	2%	1.15%	7,330,406.85
Supranational security	1,865,910.00	1,998,870.00	1%	0.62%	1,998,870.00
Subtotal	100,325,292.25	106,560,992.75	58%	1.71%	114,328,005.05
<b>One Year or Less</b>					
State Local Agency Investment Fund (LAIF)	13,880,893.40	13,880,893.40	8%	4.33%	39,078,476.93
Federal securities	41,159,175.00	40,886,775.48	22%	4.87%	3,998,040.00
Medium-term corporate notes & Commercial Paper	4,004,774.82	4,069,284.20	2%	1.82%	5,099,295.15
Municipal bonds	3,559,776.90	3,701,258.10	2%	1.34%	1,478,900.00
Certificates of Deposit - Insured	5,900,052.50	6,000,000.00	3%	2.79%	3,245,000.00
Subtotal	68,504,672.62	68,538,211.18	37%	4.64%	52,899,712.08
<b>Savings, checking and change funds</b>					
Savings accounts	499,177.15	499,177.15	0%	1.42%	524,671.32
Checking accounts	406,593.51	406,593.51	0%	Allowance (a).	1,732,797.40
Petty cash/change funds	7,600.00	7,600.00	0%	0.00%	9,600.00
Subtotal	913,370.66	913,370.66	0%	N.D.	2,267,068.72
LAIF - Tax-exempt bond proceeds	6,828,110.35	6,828,110.35	4%	4.33%	27,568.07
Trustee-held assessment district funds	986,823.72	1,062,219.45	1%	4.33%	358,280.75
<b>Total cash and marketable securities</b>	<b>177,558,269.60</b>	<b>183,902,904.39</b>	<b>99%</b>		<b>169,880,634.67</b>
Assessment district bonds/loans (b).	Not	696,993.00	0%	2.12%	711,993.00
Essential employee loan program	Available	291,510.60	0%	2.27%	316,354.88
<b>Total</b>		<b>\$ 184,891,407.99</b>	<b>100%</b>		<b>\$ 170,908,982.55</b>

(a). The earnings allowance credit applies to funds held by Bank of America and partially offset the bank fees.

(b). City financed assessment districts are reported as investments above. The \$268,000 cash loaned to the districts is also reported above.

**City of Laguna Beach**  
Investment Portfolio Detail - Unaudited  
May 31, 2024

Investment Type	Rating	Par Value	Fair Value (a)	Purchase Price	Premium (Discount)	Purchase or Dated	Maturity Date	Coupon Rate	Purchase Yield (b)	Current Yield (a)	Days to Maturity
(1) State Investment Pool (LAIF) (a)	NR	\$ 20,680,384.51	\$ 20,680,384.51	\$ 20,680,384.51	\$ -		Today	4.33%	4.33%	4.33%	Today
(2) LAIF Bond Proceeds (a)	NR	28,619.24	28,619.24	28,619.24	-		Today	4.33%	4.33%	4.33%	Today
(3) CD Wells Fargo	NR	250,000.00	249,802.50	250,000.00	-	05/30/19	06/10/24	2.70%	2.70%	2.72%	10
(4) Agency Federal Home Loan Mtg Corp	AA+	1,000,000.00	998,960.00	958,450.00	(41,550.00)	08/03/23	06/10/24	0.35%	5.40%	5.40%	10
(5) Agency Federal Home Loan Mtg Corp	AA+	500,000.00	499,495.00	479,840.00	(20,160.00)	08/03/23	06/10/24	0.50%	5.40%	5.40%	10
(6) A United States Treasury Note	AA+	3,000,000.00	2,992,530.00	2,974,673.33	(25,326.67)	04/23/24	06/20/24	0.00%	5.37%	5.37%	20
(7) Corp American Honda Finance	A-	1,000,000.00	997,960.00	1,010,000.00	10,000.00	09/20/19	06/27/24	2.40%	2.18%	2.40%	27
(8) Agency Federal Home Loan Bank	AA+	1,000,000.00	999,750.00	1,000,000.00	-	12/28/22	06/28/24	5.13%	5.13%	5.13%	28
(9) A United States Treasury Note	AA+	3,000,000.00	2,994,630.00	2,955,450.00	(44,550.00)	11/14/23	06/30/24	3.00%	5.43%	5.43%	30
(10) CD SouthState Bank National Assn	NR	250,000.00	249,977.50	250,000.00	-	03/30/23	07/01/24	5.20%	5.20%	5.20%	31
(11) A United States Treasury Note	AA+	4,000,000.00	3,981,240.00	3,930,480.00	(69,520.00)	03/05/24	07/05/24	0.00%	5.31%	5.31%	35
(12) A United States Treasury Note	AA+	5,000,000.00	4,973,650.00	4,944,068.06	(55,931.94)	04/23/24	07/09/24	0.00%	5.36%	5.36%	39
(13) Agency Federal Home Loan Bank	AA+	1,000,000.00	994,260.00	1,000,000.00	-	07/12/21	07/12/24	0.52%	0.52%	0.52%	42
(14) A United States Treasury Note	AA+	5,000,000.00	4,980,400.00	4,889,062.50	(110,937.50)	08/02/23	07/31/24	0.00%	5.32%	5.32%	61
(15) Muni Yosemite Community College Txb	AA-	750,000.00	744,405.00	752,317.50	2,317.50	11/04/20	08/01/24	0.80%	0.72%	0.81%	62
(16) A United States Treasury Bill	AA+	3,000,000.00	2,974,170.00	2,943,317.70	(56,682.30)	03/20/24	08/01/24	0.00%	5.26%	5.26%	62
(17) CD Merrick Bank	NR	250,000.00	248,467.50	250,000.00	-	08/09/19	08/09/24	2.15%	2.15%	2.16%	70
(18) A United States Treasury Note	AA+	3,000,000.00	2,970,270.00	2,953,440.00	(46,560.00)	04/19/24	08/15/24	0.00%	5.24%	5.24%	76
(19) Agency Federal Home Loan Bank	AA+	1,000,000.00	991,440.00	1,000,000.00	-	02/16/22	08/16/24	1.20%	1.20%	1.21%	77
(20) CD First Foundation Bank	NR	250,000.00	249,875.00	250,000.00	-	05/19/23	08/19/24	5.10%	5.10%	5.10%	80
(21) CD Raymond James Bank NA	NR	250,000.00	248,040.00	250,000.00	-	08/23/19	08/23/24	2.00%	2.00%	2.02%	84
(22) CD Live Oak Banking Company	NR	250,000.00	247,795.00	250,000.00	-	02/28/23	08/28/24	1.70%	1.70%	1.71%	89
(23) A United States Treasury Note	AA+	2,000,000.00	1,974,680.00	1,963,093.33	(36,906.67)	04/23/24	08/29/24	0.00%	5.36%	5.36%	90
(24) A United States Treasury Note	AA+	5,000,000.00	4,926,850.00	4,898,430.56	(101,569.44)	04/23/24	09/12/24	0.00%	5.33%	5.33%	104
(25) CD Morgan Stanley Bank, National Assn	NR	250,000.00	249,530.00	250,000.00	-	03/30/23	09/30/24	5.00%	5.00%	5.01%	122
(26) CD Morgan Stanley Private Bank, National	NR	250,000.00	249,530.00	250,000.00	-	03/30/23	09/30/24	5.00%	5.00%	5.01%	122
(27) Muni Folsom Cordova USD GO Txb1	AA-	820,000.00	813,169.40	891,610.60	71,610.60	11/10/20	10/01/24	3.00%	0.72%	3.04%	123
(28) Corp Bank of New York Mellon	A	1,000,000.00	986,410.00	1,000,000.00	-	10/31/19	10/24/24	2.10%	2.10%	2.13%	146
(29) Corp New York Life Global FDG	AA+	1,000,000.00	981,300.00	1,000,000.00	-	11/03/21	10/29/24	0.90%	0.90%	0.92%	151
(30) Muni Los Angeles Txb1	AA-	250,000.00	245,352.50	250,000.00	-	08/20/20	11/01/24	0.89%	0.89%	0.91%	154
(31) Muni Modesto Wstwr Txb1	AA	1,000,000.00	980,990.00	1,003,320.00	3,320.00	11/10/20	11/01/24	0.84%	0.75%	0.86%	154
(32) CD Western Alliance Bank	NR	250,000.00	249,485.00	250,000.00	-	05/12/23	11/12/24	5.00%	5.00%	5.06%	165
(33) Agency Federal Home Loan Bank	AA+	1,000,000.00	978,390.00	1,000,000.00	-	12/02/21	12/02/24	1.05%	1.05%	1.07%	185
(34) CD Austin Telco	NR	250,000.00	249,482.50	250,000.00	-	12/16/22	12/16/24	5.00%	5.00%	5.01%	199
(35) CD Workers	NR	250,000.00	249,397.50	250,000.00	-	12/16/22	12/16/24	4.95%	4.95%	4.96%	199
(36) CD WebBank	NR	250,000.00	243,807.50	250,000.00	-	12/29/21	12/30/24	1.00%	1.00%	1.02%	213
(37) Muni San Buenaventura Utility	AA	500,000.00	487,620.00	504,010.00	4,010.00	12/17/20	01/01/25	0.90%	0.70%	0.92%	215
(38) Agency Federal Home Loan Bank	AA+	1,000,000.00	975,250.00	996,470.00	(3,530.00)	01/13/22	01/13/25	1.10%	1.22%	1.13%	227
(39) Corp Toyota Mtr Credit	A+	1,066,000.00	1,039,104.82	1,059,284.20	(6,715.80)	02/28/22	02/13/25	1.80%	2.02%	1.85%	258
(40) CD First Technology	NR	250,000.00	249,115.00	250,000.00	-	02/17/23	02/18/25	4.85%	4.85%	4.87%	263
(41) CD RAIZ	NR	250,000.00	249,027.50	250,000.00	-	02/17/23	02/18/25	4.80%	4.80%	4.82%	263
(42) CD Poppy Bank	NR	250,000.00	241,710.00	250,000.00	-	03/18/20	03/18/25	1.10%	1.10%	1.14%	291
(43) CD Crescent Bk & Tr LA	NR	250,000.00	241,657.50	250,000.00	-	03/20/20	03/20/25	1.10%	1.10%	1.14%	293
(44) CD Adirondack Bank	NR	250,000.00	241,522.50	250,000.00	-	03/25/20	03/25/25	1.10%	1.10%	1.14%	298
(45) CD Border State Bank	NR	250,000.00	241,467.50	250,000.00	-	03/27/20	03/27/25	1.10%	1.10%	1.14%	300
(46) CD Lakeside Bank	NR	250,000.00	241,970.00	250,000.00	-	03/30/20	03/31/25	1.40%	1.40%	1.45%	304
(47) CD Nicolet National Bank	NR	250,000.00	242,005.00	250,000.00	-	03/31/20	03/31/25	1.40%	1.40%	1.45%	304
(48) CD Pacific Enterprise Bank	NR	250,000.00	241,497.50	250,000.00	-	03/31/20	03/31/25	1.15%	1.15%	1.19%	304
(49) CD Discover Bank	NR	250,000.00	242,257.50	250,000.00	-	04/02/20	04/02/25	1.45%	1.45%	1.60%	306
(50) CD Synchrony Bank	NR	250,000.00	241,692.50	250,000.00	-	04/17/20	04/17/25	1.45%	1.45%	1.50%	321
(51) Agency Federal Farm Credit Bank	AA+	1,000,000.00	996,900.00	1,000,000.00	-	04/21/23	04/21/25	5.25%	5.25%	5.27%	325
(52) CD Pacific Western Bank	NR	250,000.00	240,940.00	250,000.00	-	04/30/20	04/30/25	1.25%	1.25%	1.30%	334



**City of Laguna Beach**  
Investment Portfolio Detail - Unaudited  
May 31, 2024

	Investment Type	Rating	Par Value	Fair Value (a)	Purchase Price	Premium (Discount)	Purchase or Dated	Maturity Date	Coupon Rate	Purchase Yield (b)	Current Yield (a)	Days to Maturity
(53)	Muni Huntington Bch Pub	AA	300,000.00	288,240.00	300,000.00	-	08/12/20	05/01/25	0.94%	0.94%	0.98%	335
(54)	Agency Federal Home Loan Mtg Corp	AA+	1,000,000.00	956,310.00	1,000,000.00	-	05/28/20	05/28/25	0.75%	0.75%	0.79%	362
(55)	CD Texas Exchange Bank	NR	239,000.00	239,200.00	250,000.00	-	04/30/20	06/13/25	1.00%	1.00%	1.04%	378
(56)	Muni San Jose Ca Fin Auth	AA	1,055,000.00	1,014,234.80	1,063,070.75	8,070.75	10/15/20	06/01/25	1.22%	1.05%	1.27%	366
(57)	Corp Precision CastParts Corp	AA-	1,000,000.00	979,660.00	1,111,780.00	111,780.00	06/26/20	06/15/25	3.25%	0.83%	3.32%	380
(58)	Corp Guardian Life Global Fund	AA+	1,000,000.00	955,880.00	967,460.00	(32,540.00)	02/28/22	06/23/25	1.10%	2.12%	1.15%	388
(59)	Agency Federal Home Loan Bank	AA+	1,000,000.00	958,260.00	1,000,000.00	-	01/18/22	07/18/25	1.20%	1.20%	1.25%	413
(60)	Muni Tamalpais Union High School CA	Aaa	500,000.00	474,305.00	500,000.00	-	08/12/20	08/01/25	0.51%	0.51%	0.53%	427
(61)	Muni Covina CA Pension Oblig Rev Txbl	AA	505,000.00	479,542.95	505,000.00	-	07/28/21	08/01/25	0.98%	0.98%	1.04%	427
(62)	Muni Chino Public Financing Authority	AA	400,000.00	380,272.00	406,048.00	6,048.00	08/12/20	09/01/25	1.45%	1.10%	1.53%	458
(63)	Muni La Quinta Redevelopment	AA	1,000,000.00	948,560.00	1,005,030.00	5,030.00	04/14/21	09/01/25	1.17%	1.05%	1.23%	458
(64)	Agency Federal Home Loan Mtg Corp	AA+	2,000,000.00	1,885,300.00	1,998,460.00	(1,540.00)	10/29/20	09/30/25	0.52%	0.54%	0.55%	487
(65)	Agency Federal Home Loan Bank	AA+	2,000,000.00	1,881,480.00	1,998,500.00	(1,500.00)	10/26/20	10/15/25	0.52%	0.68%	0.55%	502
(66)	Agency Federal Farm Credit Bank	AA+	2,000,000.00	1,880,560.00	1,998,500.00	(1,500.00)	10/23/20	10/22/25	0.52%	0.68%	0.56%	509
(67)	Agency Federal Home Loan Bank	AA+	1,000,000.00	999,000.00	1,000,000.00	-	04/28/23	10/28/25	5.25%	5.25%	5.25%	515
(68)	Supra Intel Bk Recon & Develop	AAA	1,000,000.00	937,800.00	998,870.00	(1,130.00)	10/28/20	10/28/25	0.50%	0.53%	0.53%	515
(69)	Agency Federal Home Loan Mtg Corp	AA+	1,000,000.00	938,840.00	1,000,000.00	-	11/12/20	11/12/25	0.60%	0.60%	0.64%	530
(70)	Agency Federal Home Loan Mtg Corp	AA+	2,000,000.00	1,874,960.00	2,000,000.00	-	11/25/20	11/25/25	0.60%	0.60%	0.64%	543
(71)	Agency Federal Home Loan Mtg Corp	AA+	2,000,000.00	1,875,660.00	2,000,000.00	-	11/25/20	11/25/25	0.63%	0.63%	0.67%	543
(72)	Agency Federal Home Loan Mtg Corp	AA+	2,000,000.00	1,876,140.00	2,000,000.00	-	11/26/20	11/26/25	0.65%	0.65%	0.69%	544
(73)	Agency Federal Home Loan Mtg Corp	AA+	2,000,000.00	1,874,360.00	2,000,000.00	-	12/01/20	12/01/25	0.62%	0.62%	0.66%	549
(74)	Agency Federal Home Loan Mtg Corp	AA+	1,000,000.00	935,500.00	1,000,000.00	-	12/17/20	12/17/25	0.63%	0.63%	0.67%	565
(75)	Agency Federal Home Loan Bank	AA+	1,000,000.00	934,950.00	1,000,000.00	-	12/18/20	12/18/25	0.63%	0.63%	0.67%	566
(76)	Agency Federal Natl Mtg Assn	AA+	1,000,000.00	935,390.00	1,000,000.00	-	12/18/20	12/18/25	0.63%	0.63%	0.67%	566
(77)	Agency Federal Home Loan Mtg Corp	AA+	1,000,000.00	935,310.00	1,000,000.00	-	12/30/20	12/30/25	0.70%	0.70%	0.75%	578
(78)	CD Alliant	NR	250,000.00	249,745.00	250,000.00	-	12/30/22	12/30/25	5.10%	5.10%	5.10%	578
(79)	Muni Manhattan Beach - TXBL	AA	150,000.00	141,141.00	150,000.00	-	05/12/21	01/01/26	1.19%	1.19%	1.26%	580
(80)	Agency Federal Home Loan Bank	AA+	2,000,000.00	1,861,440.00	2,000,000.00	-	01/22/21	01/22/26	0.63%	0.63%	0.67%	601
(81)	Corp JP Morgan Chase Bank	A+	1,000,000.00	907,540.00	1,000,000.00	-	01/22/21	01/22/26	0.70%	0.70%	0.77%	601
(82)	Agency Federal Home Loan Bank	AA+	2,000,000.00	1,998,420.00	2,000,000.00	-	01/26/24	01/26/26	5.50%	5.50%	5.50%	605
(83)	Agency Federal Home Loan Bank	AA+	2,000,000.00	1,860,780.00	2,000,000.00	-	01/28/21	01/28/26	0.65%	0.66%	0.70%	607
(84)	Agency Federal Home Loan Bank	AA+	2,000,000.00	1,859,000.00	2,000,000.00	-	01/29/21	01/29/26	0.60%	0.60%	0.65%	608
(85)	Corp Apple Inc	AA+	800,000.00	744,496.00	798,824.00	(1,176.00)	02/08/21	02/08/26	0.73%	0.70%	0.75%	618
(86)	CD JP Morgan Chase Bank	NR	231,632.50	231,632.50	250,000.00	-	02/09/21	02/09/26	0.55%	0.55%	0.59%	619
(87)	Supra Intel Bk Recon & Develop	AAA	1,000,000.00	928,110.00	1,000,000.00	-	02/10/21	02/10/26	0.65%	0.65%	0.70%	620
(88)	Agency Federal Home Loan Bank	AA+	1,000,000.00	927,330.00	1,000,000.00	-	02/18/21	02/18/26	0.60%	0.60%	0.65%	628
(89)	Agency Federal Home Loan Mtg Corp	AA+	2,000,000.00	1,991,820.00	2,000,000.00	-	02/22/24	02/18/26	5.05%	5.05%	5.07%	628
(90)	Agency Federal Home Loan Bank	AA+	1,000,000.00	927,060.00	998,650.00	(1,350.00)	02/24/21	02/24/26	0.63%	0.63%	0.67%	634
(91)	Agency Federal Home Loan Bank	AA+	2,000,000.00	1,854,940.00	2,000,000.00	-	02/24/21	02/24/26	0.65%	0.65%	0.70%	634
(92)	Agency Federal Home Loan Bank	AA+	2,000,000.00	1,858,200.00	2,000,000.00	-	02/24/21	02/24/26	0.75%	0.75%	0.81%	634
(93)	Agency Farmer Mac	AA+	1,000,000.00	929,220.00	1,000,000.00	-	02/25/21	02/25/26	0.69%	0.69%	0.74%	635
(94)	Agency Federal Home Loan Bank	AA+	2,000,000.00	1,856,500.00	2,000,000.00	-	02/25/21	02/25/26	0.70%	0.70%	0.75%	635
(95)	Agency Federal Home Loan Bank	AA+	1,000,000.00	927,840.00	1,000,000.00	-	02/26/21	02/26/26	0.65%	0.65%	0.70%	636
(96)	Agency Federal Farm Credit Bank	AA+	1,000,000.00	930,070.00	1,000,000.00	-	03/03/21	03/03/26	0.79%	0.79%	0.85%	641
(97)	Agency Federal Farm Credit Bank	AA+	1,000,000.00	929,500.00	1,000,000.00	-	03/09/21	03/09/26	0.80%	0.80%	0.86%	647
(98)	Agency Federal Home Loan Bank	AA+	2,000,000.00	1,858,740.00	2,000,000.00	-	03/10/21	03/10/26	0.80%	0.80%	0.86%	648
(99)	Corp Bank of America	A-	1,000,000.00	916,600.00	985,200.00	(14,800.00)	04/01/21	03/10/26	1.05%	1.36%	1.15%	648
(100)	Agency Federal Home Loan Bank	AA+	2,000,000.00	1,857,400.00	2,000,000.00	-	03/16/21	03/16/26	0.80%	0.80%	0.86%	654
(101)	Agency Federal Farm Credit Bank	AA+	1,000,000.00	951,380.00	1,000,000.00	-	03/18/22	03/18/26	2.15%	2.15%	2.26%	656
(102)	Agency Federal Home Loan Bank	AA+	2,000,000.00	1,858,560.00	2,000,000.00	-	03/23/21	03/23/26	0.88%	0.88%	0.94%	661
(103)	Agency Federal Home Loan Bank	AA+	1,950,000.00	1,816,249.50	1,950,000.00	-	03/23/21	03/23/26	1.00%	1.00%	1.07%	661
(104)	Agency Federal Home Loan Bank	AA+	1,420,000.00	1,323,156.00	1,420,000.00	-	04/29/21	04/29/26	1.15%	1.15%	1.23%	698
(105)	Agency Farmer Mac	AA+	1,000,000.00	926,550.00	1,000,000.00	-	05/04/21	05/04/26	0.95%	0.95%	1.02%	703

**City of Laguna Beach**  
Investment Portfolio Detail - Unaudited  
May 31, 2024

	Investment Type	Rating	Par Value	Fair Value (a)	Purchase Price	Premium (Discount)	Purchase or Dated	Maturity Date	Coupon Rate	Purchase Yield (b)	Current Yield (a)	Days to Maturity
(106)	Agency Farmer Mac	AA+	1,000,000.00	922,700.00	1,000,000.00	-	06/10/21	06/10/26	0.93%	0.93%	1.00%	740
(107)	Agency Farmer Mac	AA+	1,000,000.00	921,120.00	983,410.00	(16,590.00)	12/27/21	06/29/26	0.94%	1.32%	1.02%	759
(108)	Agency Federal Home Loan Bank	AA+	1,000,000.00	924,170.00	1,000,000.00	-	06/30/21	06/30/26	1.05%	1.05%	1.14%	760
(109)	Agency Federal Farm Credit Bank	AA+	1,000,000.00	921,820.00	999,250.00	(750.00)	06/30/21	06/30/26	1.00%	1.00%	1.06%	760
(110)	Agency Federal Home Loan Bank	AA+	1,000,000.00	943,480.00	1,000,000.00	-	02/07/22	08/07/26	1.38%	1.38%	1.46%	798
(111)	Agency Federal Home Loan Bank	AA+	1,000,000.00	920,370.00	1,000,000.00	-	08/30/21	08/24/26	1.10%	1.10%	1.19%	815
(112)	Corp 3M Company	A-	1,000,000.00	934,230.00	972,940.00	(27,060.00)	03/31/22	09/19/26	2.25%	2.90%	2.41%	841
(113)	Agency Federal Home Loan Bank	AA+	2,000,000.00	1,831,680.00	2,000,000.00	-	09/17/21	09/17/26	1.00%	1.00%	1.09%	839
(114)	CD Goldman Sacs	NR	250,000.00	228,467.50	250,000.00	-	09/29/21	09/29/26	1.05%	1.05%	1.15%	851
(115)	Agency Federal Home Loan Bank	AA+	2,000,000.00	1,829,260.00	2,000,000.00	-	09/30/21	09/30/26	1.00%	1.00%	1.09%	852
(116)	Agency Federal Home Loan Bank	AA+	1,000,000.00	914,630.00	1,000,000.00	-	09/30/21	09/30/26	1.00%	1.00%	1.09%	852
(117)	CD Greenstate	NR	250,000.00	228,000.00	250,000.00	-	10/15/21	10/15/26	1.05%	1.05%	1.15%	867
(118)	Agency Federal Farm Credit Bank	AA+	1,000,000.00	915,730.00	1,000,000.00	-	10/20/21	10/20/26	1.14%	1.14%	1.24%	872
(119)	Agency Federal Home Loan Bank	AA+	1,000,000.00	918,400.00	1,000,000.00	-	11/16/21	11/16/26	1.40%	1.40%	1.52%	899
(120)	Agency Federal Farm Credit Bank	AA+	1,000,000.00	919,230.00	1,000,000.00	-	11/23/21	11/23/26	1.43%	1.43%	1.56%	906
(121)	Agency Farmer Mac	AA+	1,000,000.00	916,240.00	1,000,000.00	-	11/23/21	11/23/26	1.30%	1.30%	1.42%	906
(122)	Agency Federal Home Loan Bank	AA+	1,000,000.00	916,890.00	1,000,000.00	-	11/24/21	11/24/26	1.30%	1.30%	1.42%	907
(123)	Agency Federal Home Loan Bank	AA+	1,000,000.00	921,500.00	1,000,000.00	-	11/24/21	11/24/26	1.50%	1.50%	1.63%	907
(124)	Agency Federal Farm Credit Bank	AA+	1,000,000.00	921,330.00	1,000,000.00	-	11/30/21	11/30/26	1.54%	1.54%	1.67%	913
(125)	Agency Federal Home Loan Bank	AA+	2,000,000.00	1,834,700.00	2,000,000.00	-	12/10/21	12/10/26	1.50%	1.50%	1.63%	923
(126)	Agency Federal Farm Credit Bank	AA+	2,000,000.00	1,843,120.00	2,000,000.00	-	12/14/21	12/14/26	1.60%	1.60%	1.74%	927
(127)	Agency Federal Home Loan Bank	AA+	1,000,000.00	918,850.00	1,000,000.00	-	12/17/21	12/17/26	1.55%	1.55%	1.69%	930
(128)	Agency Federal Home Loan Bank	AA+	2,000,000.00	1,996,520.00	2,000,000.00	-	12/22/23	12/21/26	5.40%	5.40%	5.41%	934
(129)	Agency Federal Home Loan Bank	AA+	1,000,000.00	919,360.00	1,000,000.00	-	01/14/22	01/14/27	1.50%	1.50%	1.63%	958
(130)	Agency Federal Home Loan Bank	AA+	1,000,000.00	921,820.00	1,000,000.00	-	01/28/22	01/28/27	1.65%	1.65%	1.79%	972
(131)	Agency Federal Home Loan Bank	AA+	500,000.00	462,140.00	500,000.00	-	01/28/22	01/28/27	1.75%	1.75%	1.89%	972
(132)	Agency Federal Home Loan Bank	AA+	1,000,000.00	929,590.00	1,000,000.00	-	02/25/22	02/25/27	2.05%	2.05%	2.20%	1,000
(133)	Agency Federal Home Loan Bank Step	AA+	1,000,000.00	966,720.00	1,000,000.00	-	04/28/22	04/28/27	3.00%	3.00%	3.36%	1,062
(134)	Agency Federal Farm Credit Bank	AA+	1,000,000.00	995,920.00	1,000,000.00	-	12/20/22	12/20/27	5.33%	5.33%	5.35%	1,298
(135)	Agency Federal Home Loan Bank	AA+	1,000,000.00	999,580.00	1,000,000.00	-	05/30/23	05/24/28	5.15%	5.15%	5.15%	1,454
(136)	Agency Federal Farm Credit Bank	AA+	2,000,000.00	1,985,280.00	2,000,000.00	-	12/27/23	12/27/28	5.14%	5.14%	5.18%	1,671
(137)	Agency Federal Home Loan Bank	AA+	3,000,000.00	2,994,840.00	3,000,000.00	-	01/12/24	01/12/29	5.60%	5.60%	5.61%	1,687
(138)	Agency Federal Home Loan Mtg Corp	AA+	3,000,000.00	2,989,020.00	3,000,000.00	-	02/09/24	02/09/29	5.50%	5.50%	5.52%	1,715
(138)	<b>Total Investment Inventory</b>		<b>\$ 182,425,003.75</b>	<b>\$ 175,658,075.22</b>	<b>\$ 181,927,314.28</b>	<b>\$ (497,689.47)</b>	<b>Averages</b>			<b>2.73%</b>	<b>2.78%</b>	<b>1.3</b>
							<b>2 Year Treasury Bill</b>			<b>4.89%</b>		<b>yrs</b>

(a) Provided by US Bank at month end excluding LAIF and treasury securities.  
(b) Provided by Bloomberg at the time of purchase.



## City of Laguna Beach Policy Compliance

May 2024

May 2024				
Status		Policy Name	Rules	Comments
Compliant		Annual Investment Policy	21.0	
Compliant		Annual resolution delegating authority	5.0	
Compliant		Annual approval of the Deputy Treasurer with investment authorization	5.0	
Compliant		Maintain a list of authorized broker/dealers	7.0	
Compliant		Annual review of broker/dealer financial condition and registrations	7.0	
Compliant		Internal Control Annual Review for Compliance with Investment Policy	16.0	
Compliant		Socially responsible investing	18.0	

Status	Rule Basis	Rule Requirement	Rule Limit	Comments
Compliant	Diversification	Treasury Securities	100%	
Compliant	Diversification	US Government Agency Securities	100%	
Compliant	Diversification	Certificates of Deposit	25%	
Compliant	Diversification	Certificates of Deposit FDIC Insured	100%	
Compliant	Diversification	Bankers Acceptances	25%	
Compliant	Safety	Bankers Acceptances - not greater than 180 days and issued by one of the 10 largest banks	100%	
Compliant	Diversification	Commercial Paper	25%	
Compliant	Diversification	Commercial Paper Issuer Concentration	3%	
Compliant	Safety	Commercial Paper rated A-1 P-1 by at least 2 NASROs	100%	
Compliant	Diversification	Bank Deposits	25%	
Compliant	Diversification	Bank Deposits FDIC Insured or Collateralized	100%	
Compliant	Diversification	Medium-term Corporate Notes	25%	
Compliant	Diversification	Medium-term Corporate Notes Issuer Concentration	3%	
Compliant	Safety	Medium-term Corporate Notes rated A or better by a NRSRO	25%	3M rated A by 2; BBB by S&P
Compliant	Diversification	Municipal Notes or Bonds Rated A or A-1/P-1/F1 or better by a NRSRO	25%	
Compliant	Diversification	Municipal Notes or Bonds Issuer Concentration	5%	
Compliant	Safety	Municipal Notes or Bonds Issuer Concentration rated A or better a NRSRO	100%	
Compliant	Diversification	Investment Pools - Local Agency Investment Fund	100%	
Compliant	Diversification	Supranational Securities	5%	
Compliant	Safety	Supranational Securities rated AA or better by 2 NRSRO	100%	
Compliant	Maximum Maturity	Excludes securities specifically authorized by the City Council	5 Years	



**City of Laguna Beach  
Investment Report**

**May 2024**

**Honorable Mayor and Members of the City Council,**

**The requested monthly Investment Report follows. I verify that the investment portfolio is in conformity with California laws and the Laguna Beach Investment Policy which is approved annually by the City Council. The Treasurer's cash management program provides sufficient liquidity to meet expenditure requirements for the next six months.**

**Respectfully submitted,**

---

**Laura Parisi, CPA, CCMT  
City Treasurer**

**QUESTIONS?**

If you have any questions regarding your account or this statement, please contact your Administrator.

KATHERINE ARTISHON  
EP-MN-WS4E  
60 LIVINGSTON AVE.  
ST PAUL MN 55107  
E-mail [katherine.artishon@usbank.com](mailto:katherine.artishon@usbank.com)

**Portfolio Manager:**  
TS CIN RC #4 - MANUAL  
CN-OH-W6TC

**ACCOUNT NUMBER:****CITY OF LAGUNA BEACH**

**This statement is for the period from May 1, 2024 to May 31, 2024**



000016709 05 SP 000638726688751 S  
CITY OF LAGUNA BEACH  
LAURA PARISI  
505 FOREST AVENUE  
LAGUNA BEACH, CA 92651





---

**TABLE OF CONTENTS**


---

<b>Schedule</b>	<b>Page</b>
Market Value Summary .....	1
Asset Summary .....	2
Income Summary .....	3
Cash Summary .....	4
Asset Detail .....	5
Transaction Detail .....	22
Sale/Maturity Summary .....	29
Bond Summary .....	31

CITY OF LAGUNA BEACH  
ACCOUNT NUMBERPage 1 of 32  
May 1, 2024 to May 31, 2024

## MARKET VALUE SUMMARY

	Current Period 05/01/24 to 05/31/24
<b>Beginning Market Value</b>	<b>\$160,125,396.00</b>
Taxable Interest	201,715.37
Cash Disbursements	-6,201,715.37
Long Term Gains/Losses	-12,813.55
Short Term Gains/Losses	36,200.00
Change in Investment Value	800,289.02
<b>Ending Market Value</b>	<b>\$154,949,071.47</b>





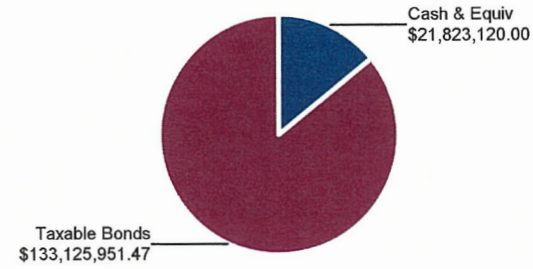
CITY OF LAGUNA BEACH  
ACCOUNT NUMBER:



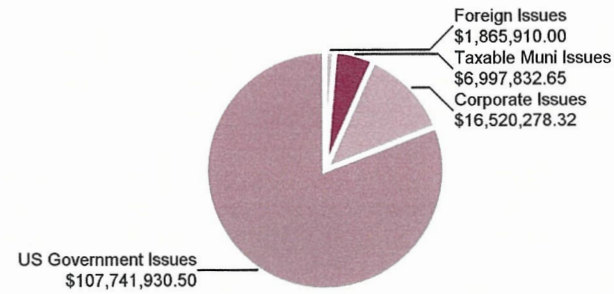
Page 2 of 32  
May 1, 2024 to May 31, 2024

#### ASSET SUMMARY

Assets	Current Period Market Value	% of Total	Estimated Annual Income
Cash & Equivalents	21,823,120.00	14.10	1,153,075.09
Taxable Bonds	133,125,951.47	85.90	2,513,847.95
<b>Total Market Value</b>	<b>\$154,949,071.47</b>	<b>100.00</b>	<b>\$3,666,923.04</b>



#### Fixed Income Summary





CITY OF LAGUNA BEACH  
ACCOUNT NUMBER

Page 3 of 32  
May 1, 2024 to May 31, 2024

---

**INCOME SUMMARY**

---

	<b>Income Received Current Period</b>
Taxable Interest	201,715.37
<b>Total Current Period Income</b>	<b>\$201,715.37</b>



CITY OF LAGUNA BEACH  
ACCOUNT NUMBER:

20313  
00- -M -UC-UU -153-04  
0221011-00-04007-04



Page 4 of 32  
May 1, 2024 to May 31, 2024

CASH SUMMARY	
	Cash
Beginning Cash 05/01/2024	\$0.00
Taxable Interest	201,715.37
Cash Disbursements	-6,201,715.37
Sales	6,000,000.00
Ending Cash 05/31/2024	\$0.00



CITY OF LAGUNA BEACH  
ACCOUNT NUMBERPage 5 of 32  
May 1, 2024 to May 31, 2024

## ASSET DETAIL

Security Description	Shares/Face Amt	Price	Market Value	Tax Cost	Unrealized Gain/Loss	Percent of Total Portfolio	Estimated Annual Income	Estimated Current Yield
<b>Cash &amp; Equivalents</b>								
<b>Cash/Money Market</b>								
U S Treasury Bill - 912796ZW2 06/20/2024	3,000,000.000	99.7510	2,992,530.00	2,974,673.33	17,856.67	1.9	158,175.00	5.29
U S Treasury Bill - 912796Y52 07/05/2024	4,000,000.000	99.5310	3,981,240.00	3,930,480.00	50,760.00	2.6	210,300.04	5.28
U S Treasury Bill - 912797KN6 07/09/2024	5,000,000.000	99.4730	4,973,650.00	4,944,068.06	29,581.94	3.2	262,937.50	5.29
U S Treasury Bill - 912797JU2 08/01/2024	3,000,000.000	99.1390	2,974,170.00	2,943,317.70	30,852.30	1.9	157,200.00	5.29
U S Treasury Bill - 912797KD8 08/29/2024	2,000,000.000	98.7340	1,974,680.00	1,963,093.33	11,586.67	1.3	104,400.00	5.29
U S Treasury Bill - 912797KK2 09/12/2024	5,000,000.000	98.5370	4,926,850.00	4,898,430.56	28,419.44	3.2	260,062.55	5.28
<b>Total Cash/Money Market</b>			<b>\$21,823,120.00</b>	<b>\$21,654,062.98</b>	<b>\$169,057.02</b>	<b>14.1</b>	<b>\$1,153,075.09</b>	
<b>Total Cash &amp; Equivalents</b>			<b>\$21,823,120.00</b>	<b>\$21,654,062.98</b>	<b>\$169,057.02</b>	<b>14.1</b>	<b>\$1,153,075.09</b>	

CITY OF LAGUNA BEACH  
ACCOUNT NUMBERPage 6 of 32  
May 1, 2024 to May 31, 2024**ASSET DETAIL (continued)**

Security Description	Shares/Face Amt	Price	Market Value	Tax Cost	Unrealized Gain/Loss	Percent of Total Portfolio	Estimated Annual Income	Estimated Current Yield
<b>Taxable Bonds</b>								
<b>US Government Issues</b>								
F H L M C M T N - 3134GXD L5 0.350 06/10/2024	1,000,000.000	99.8960	998,960.00	958,450.00	40,510.00	0.6	3,500.00	0.35
F H L M C M T N - 3134GVE79 0.500 06/10/2024	500,000.000	99.8990	499,495.00	479,840.00	19,655.00	0.3	2,500.00	0.50
F H L M C M T N - 3134GWUV6 0.520 09/30/2025	2,000,000.000	94.2650	1,885,300.00	1,998,460.00	-113,160.00	1.2	10,400.00	0.55
F H L M C M T N - 3134GXAP9 0.600 11/12/2025	1,000,000.000	93.8840	938,840.00	1,000,000.00	-61,160.00	0.6	6,000.00	0.64
F H L M C M T N - 3134GXD M3 0.620 12/01/2025	2,000,000.000	93.7180	1,874,360.00	2,000,000.00	-125,640.00	1.2	12,400.00	0.66
F H L M C M T N - 3134GXCS1 0.625 11/25/2025	2,000,000.000	93.7830	1,875,660.00	2,000,000.00	-124,340.00	1.2	12,500.00	0.67
F H L M C M T N - 3134GXFV1 0.625 12/17/2025	1,000,000.000	93.5500	935,500.00	1,000,000.00	-64,500.00	0.6	6,250.00	0.67
F H L M C M T N - 3134GXFA7 0.650 11/26/2025	2,000,000.000	93.8070	1,876,140.00	2,000,000.00	-123,860.00	1.2	13,000.00	0.69
F H L M C M T N - 3134GXHL1 0.700 12/30/2025	1,000,000.000	93.5310	935,310.00	1,000,000.00	-64,690.00	0.6	7,000.00	0.75

CITY OF LAGUNA BEACH  
ACCOUNT NUMBER:Page 7 of 32  
May 1, 2024 to May 31, 2024

## ASSET DETAIL (continued)

Security Description	Shares/Face Amt	Price	Market Value	Tax Cost	Unrealized Gain/Loss	Percent of Total Portfolio	Estimated Annual Income	Estimated Current Yield
F H L M C M T N - 3134GVVX3 0.750 05/28/2025	1,000,000.000	95.6310	956,310.00	1,000,000.00	-43,690.00	0.6	7,500.00	0.78
F H L M C M T N - 3134H1TV5 5.050 02/18/2026	2,000,000.000	99.5910	1,991,820.00	2,000,000.00	-8,180.00	1.3	101,000.00	5.07
F H L M C M T N - 3134H1MK6 5.400 12/21/2026	2,000,000.000	99.8260	1,996,520.00	2,000,000.00	-3,480.00	1.3	108,000.00	5.41
F H L M C M T N - 3134H1RK1 5.500 02/09/2029	3,000,000.000	99.6340	2,989,020.00	3,000,000.00	-10,980.00	1.9	165,000.00	5.52
F N M A - 3135GA3Z2 0.600 11/25/2025	2,000,000.000	93.7480	1,874,960.00	2,000,000.00	-125,040.00	1.2	12,000.00	0.64
F N M A M T N - 3135GA5R8 0.625 12/18/2025	1,000,000.000	93.5390	935,390.00	1,000,000.00	-64,610.00	0.6	6,250.00	0.67
F N M A Deb - 3133EPGK5 5.250 04/21/2025	1,000,000.000	99.6900	996,900.00	1,000,000.00	-3,100.00	0.6	52,500.00	5.27
Federal Agri Mtg Corp M T N - 31422XBN1 0.690 02/25/2026	1,000,000.000	92.9220	929,220.00	1,000,000.00	-70,780.00	0.6	6,900.00	0.74
Federal Agri Mtg Corp M T N - 31422XHF2 0.925 06/10/2026	1,000,000.000	92.2700	922,700.00	1,000,000.00	-77,300.00	0.6	9,250.00	1.00
Federal Agri Mtg Corp M T N - 31422XJM5 0.940 06/29/2026	1,000,000.000	92.1120	921,120.00	983,410.00	-62,290.00	0.6	9,400.00	1.02

CITY OF LAGUNA BEACH  
ACCOUNT NUMBERPage 8 of 32  
May 1, 2024 to May 31, 2024**ASSET DETAIL (continued)**

Security Description	Shares/Face Amt	Price	Market Value	Tax Cost	Unrealized Gain/Loss	Percent of Total Portfolio	Estimated Annual Income	Estimated Current Yield
Federal Agri Mtg Corp M T N - 31422XFP2 0.950 05/04/2026	1,000,000.000	92.6550	926,550.00	1,000,000.00	-73,450.00	0.6	9,500.00	1.02
Federal Agri Mtg Corp M T N - 31422XPE6 1.300 11/23/2026	1,000,000.000	91.6240	916,240.00	1,000,000.00	-83,760.00	0.6	13,000.00	1.42
Federal Agri Mtg Corp M T N - 31424WDX7 5.140 12/27/2028	2,000,000.000	99.2640	1,985,280.00	2,000,000.00	-14,720.00	1.3	102,800.00	5.18
Federal Farm Credit Bks - 3133EMEC2 0.530 10/22/2025	2,000,000.000	94.0280	1,880,560.00	1,998,500.00	-117,940.00	1.2	10,600.00	0.56
Federal Farm Credit Bks - 3133EMSH6 0.790 03/03/2026	1,000,000.000	93.0070	930,070.00	1,000,000.00	-69,930.00	0.6	7,900.00	0.85
Federal Farm Credit Bks - 3133EMSU7 0.800 03/09/2026	1,000,000.000	92.9500	929,500.00	1,000,000.00	-70,500.00	0.6	8,000.00	0.86
Federal Farm Credit Bks - 3133EMP63 0.980 06/30/2026	1,000,000.000	92.1820	921,820.00	999,250.00	-77,430.00	0.6	9,800.00	1.06
Federal Farm Credit Bks - 3133ENBK5 1.140 10/20/2026	1,000,000.000	91.5730	915,730.00	1,000,000.00	-84,270.00	0.6	11,400.00	1.24
Federal Farm Credit Bks - 3133ENEM8 1.430 11/23/2026	1,000,000.000	91.9230	919,230.00	1,000,000.00	-80,770.00	0.6	14,300.00	1.56
Federal Farm Credit Bks - 3133ENFN5 1.540 11/30/2026	1,000,000.000	92.1330	921,330.00	1,000,000.00	-78,670.00	0.6	15,400.00	1.67

CITY OF LAGUNA BEACH  
ACCOUNT NUMBERPage 9 of 32  
May 1, 2024 to May 31, 2024

## ASSET DETAIL (continued)

Security Description	Shares/Face Amt	Price	Market Value	Tax Cost	Unrealized Gain/Loss	Percent of Total Portfolio	Estimated Annual Income	Estimated Current Yield
Federal Farm Credit Bks - 3133ENHC7 1.600 12/14/2026	2,000,000.000	92.1560	1,843,120.00	2,000,000.00	-156,880.00	1.2	32,000.00	1.74
Federal Farm Credit Bks - 3133ENSD3 2.150 03/18/2026	1,000,000.000	95.1380	951,380.00	1,000,000.00	-48,620.00	0.6	21,500.00	2.26
Federal Farm Credit Bks - 3133EN4K3 5.330 12/20/2027	1,000,000.000	99.5920	995,920.00	1,000,000.00	-4,080.00	0.6	53,300.00	5.35
Federal Home Loan Bks - 3130AMZ88 0.520 07/12/2024	1,000,000.000	99.4260	994,260.00	1,000,000.00	-5,740.00	0.6	5,200.00	0.52
Federal Home Loan Bks - 3130AKBX3 0.520 10/15/2025	2,000,000.000	94.0740	1,881,480.00	1,998,500.00	-117,020.00	1.2	10,400.00	0.55
Federal Home Loan Bks - 3130AKPN0 0.600 01/29/2026	2,000,000.000	92.9500	1,859,000.00	2,000,000.00	-141,000.00	1.2	12,000.00	0.65
Federal Home Loan Bks - 3130AL2G8 0.600 02/18/2026	1,000,000.000	92.7330	927,330.00	1,000,000.00	-72,670.00	0.6	6,000.00	0.65
Federal Home Loan Bks - 3130AKQ74 0.625 01/22/2026	2,000,000.000	93.0720	1,861,440.00	2,000,000.00	-138,560.00	1.2	12,500.00	0.67
Federal Home Loan Bks - 3130AL7M0 0.625 02/24/2026	1,000,000.000	92.7060	927,060.00	998,650.00	-71,590.00	0.6	6,250.00	0.67
Federal Home Loan Bks - 3130AKHR0 0.625 12/18/2025	1,000,000.000	93.4950	934,950.00	1,000,000.00	-65,050.00	0.6	6,250.00	0.67



CITY OF LAGUNA BEACH  
ACCOUNT NUMBER:Page 10 of 32  
May 1, 2024 to May 31, 2024**ASSET DETAIL (continued)**

Security Description	Shares/Face Amt	Price	Market Value	Tax Cost	Unrealized Gain/Loss	Percent of Total Portfolio	Estimated Annual Income	Estimated Current Yield
Federal Home Loan Bks - 3130AKRN8 0.650 01/28/2026	2,000,000.000	93.0390	1,860,780.00	2,000,000.00	-139,220.00	1.2	13,000.00	0.70
Federal Home Loan Bks - 3130AL5X8 0.650 02/24/2026	2,000,000.000	92.7470	1,854,940.00	2,000,000.00	-145,060.00	1.2	13,000.00	0.70
Federal Home Loan Bks - 3130AKZ25 0.650 02/26/2026	1,000,000.000	92.7840	927,840.00	1,000,000.00	-72,160.00	0.6	6,500.00	0.70
Federal Home Loan Bks - 3130ALD76 0.700 02/25/2026	2,000,000.000	92.8250	1,856,500.00	2,000,000.00	-143,500.00	1.2	14,000.00	0.75
Federal Home Loan Bks - 3130ALCV4 0.750 02/24/2026	2,000,000.000	92.9100	1,858,200.00	2,000,000.00	-141,800.00	1.2	15,000.00	0.81
Federal Home Loan Bks - 3130ALFS8 0.800 03/10/2026	2,000,000.000	92.9370	1,858,740.00	2,000,000.00	-141,260.00	1.2	16,000.00	0.86
Federal Home Loan Bks - 3130ALDN1 0.800 03/16/2026	2,000,000.000	92.8700	1,857,400.00	2,000,000.00	-142,600.00	1.2	16,000.00	0.86
Federal Home Loan Bks - 3130ALGC2 0.875 03/23/2026	2,000,000.000	92.9280	1,858,560.00	2,000,000.00	-141,440.00	1.2	17,500.00	0.94
Federal Home Loan Bks - 3130ALGJ7 1.000 03/23/2026	1,950,000.000	93.1410	1,816,249.50	1,950,000.00	-133,750.50	1.2	19,500.00	1.07
Federal Home Loan Bks - 3130ANRR3 1.000 09/17/2026	2,000,000.000	91.5840	1,831,680.00	2,000,000.00	-168,320.00	1.2	20,000.00	1.09

CITY OF LAGUNA BEACH  
ACCOUNT NUMBERPage 11 of 32  
May 1, 2024 to May 31, 2024

## ASSET DETAIL (continued)

Security Description	Shares/Face Amt	Price	Market Value	Tax Cost	Unrealized Gain/Loss	Percent of Total Portfolio	Estimated Annual Income	Estimated Current Yield
Federal Home Loan Bks - 3130ANYN4 1.000 09/30/2026	2,000,000.000	91.4630	1,829,260.00	2,000,000.00	-170,740.00	1.2	20,000.00	1.09
Federal Home Loan Bks - 3130AP4X0 1.000 09/30/2026	1,000,000.000	91.4630	914,630.00	1,000,000.00	-85,370.00	0.6	10,000.00	1.09
Federal Home Loan Bks - 3130AMSS2 1.050 06/30/2026	1,000,000.000	92.4170	924,170.00	1,000,000.00	-75,830.00	0.6	10,500.00	1.14
Federal Home Loan Bks - 3130APVZ5 1.050 12/02/2024	1,000,000.000	97.8390	978,390.00	1,000,000.00	-21,610.00	0.6	10,500.00	1.07
Federal Home Loan Bks - 3130AQGT4 1.100 01/13/2025	1,000,000.000	97.5250	975,250.00	996,470.00	-21,220.00	0.6	11,000.00	1.13
Federal Home Loan Bks - 3130ANNP1 1.100 08/24/2026	1,000,000.000	92.0370	920,370.00	1,000,000.00	-79,630.00	0.6	11,000.00	1.19
Federal Home Loan Bks - 3130ALXJ8 1.150 04/29/2026	1,420,000.000	93.1800	1,323,156.00	1,420,000.00	-96,844.00	0.9	16,330.00	1.23
Federal Home Loan Bks - 3130AQGV9 1.200 07/18/2025	1,000,000.000	95.8260	958,260.00	1,000,000.00	-41,740.00	0.6	12,000.00	1.25
Federal Home Loan Bks - 3130AQQW6 1.200 08/16/2024	1,000,000.000	99.1440	991,440.00	1,000,000.00	-8,560.00	0.6	12,000.00	1.21
Federal Home Loan Bks - 3130APU78 1.300 11/24/2026	1,000,000.000	91.6890	916,890.00	1,000,000.00	-83,110.00	0.6	13,000.00	1.42



CITY OF LAGUNA BEACH  
ACCOUNT NUMBER

Page 12 of 32  
May 1, 2024 to May 31, 2024

ASSET DETAIL (continued)								
Security Description	Shares/Face Amt	Price	Market Value	Tax Cost	Unrealized Gain/Loss	Percent of Total Portfolio	Estimated Annual Income	Estimated Current Yield
Federal Home Loan Bks - 3130AQS79 1.375 08/07/2026 Multi Cpn	1,000,000.000	94.3480	943,480.00	1,000,000.00	-56,520.00	0.6	13,750.00	1.46
Federal Home Loan Bks - 3130APL37 1.400 11/16/2026	1,000,000.000	91.8400	918,400.00	1,000,000.00	-81,600.00	0.6	14,000.00	1.52
Federal Home Loan Bks - 3130AQEW9 1.500 01/14/2027	1,000,000.000	91.9360	919,360.00	1,000,000.00	-80,640.00	0.6	15,000.00	1.63
Federal Home Loan Bks - 3130APQW8 1.500 11/24/2026	1,000,000.000	92.1500	921,500.00	1,000,000.00	-78,500.00	0.6	15,000.00	1.63
Federal Home Loan Bks - 3130APV77 1.500 12/10/2026	2,000,000.000	91.7350	1,834,700.00	2,000,000.00	-165,300.00	1.2	30,000.00	1.63
Federal Home Loan Bks - 3130APXD2 1.550 12/17/2026	1,000,000.000	91.8850	918,850.00	1,000,000.00	-81,150.00	0.6	15,500.00	1.69
Federal Home Loan Bks - 3130AQHC0 1.650 01/28/2027	1,000,000.000	92.1820	921,820.00	1,000,000.00	-78,180.00	0.6	16,500.00	1.79
Federal Home Loan Bks - 3130AQJH7 1.750 01/28/2027	500,000.000	92.4280	462,140.00	500,000.00	-37,860.00	0.3	8,750.00	1.89
Federal Home Loan Bks - 3130AQSM6 2.050 02/25/2027	1,000,000.000	92.9590	929,590.00	1,000,000.00	-70,410.00	0.6	20,500.00	2.20
Federal Home Loan Bks - 3130ARPG0 3.000 04/28/2027 Multi Cpn	1,000,000.000	96.6720	966,720.00	1,000,000.00	-33,280.00	0.6	32,500.00	3.36

CITY OF LAGUNA BEACH  
ACCOUNT NUMBERPage 13 of 32  
May 1, 2024 to May 31, 2024

## ASSET DETAIL (continued)

## Security Description

Shares/Face Amt	Price	Market Value	Tax Cost	Unrealized Gain/Loss	Percent of Total Portfolio	Estimated Annual Income	Estimated Current Yield
Federal Home Loan Bks - 3130AU5A8 5.125 06/28/2024							
1,000,000.000	99.9750	999,750.00	1,000,000.00	-250.00	0.6	51,250.00	5.13
Federal Home Loan Bks - 3130AW5X4 5.150 05/24/2028							
1,000,000.000	99.9580	999,580.00	1,000,000.00	-420.00	0.6	51,500.00	5.15
Federal Home Loan Bks - 3130AVRC8 5.250 10/28/2025							
1,000,000.000	99.9000	999,000.00	1,000,000.00	-1,000.00	0.6	52,500.00	5.25
Federal Home Loan Bks - 3130AYP59 5.500 01/26/2026							
2,000,000.000	99.9210	1,998,420.00	2,000,000.00	-1,580.00	1.3	110,000.00	5.50
Federal Home Loan Bks - 3130AYFM3 5.600 01/12/2029							
3,000,000.000	99.8280	2,994,840.00	3,000,000.00	-5,160.00	1.9	168,000.00	5.61
U S Treasury Note - 91282CCT6 0.375 08/15/2024							
3,000,000.000	99.0090	2,970,270.00	2,953,440.00	16,830.00	1.9	11,250.00	0.38
U S Treasury Note - 91282CEX5 3.000 06/30/2024							
3,000,000.000	99.8210	2,994,630.00	2,955,450.00	39,180.00	1.9	90,000.00	3.00
U S Treasury Note - 91282CFA4 3.000 07/31/2024							
5,000,000.000	99.6080	4,980,400.00	4,889,062.50	91,337.50	3.2	150,000.00	3.01
<b>Total US Government Issues</b>		<b>\$107,741,930.50</b>	<b>\$113,079,482.50</b>	<b>-\$5,337,552.00</b>	<b>69.5</b>	<b>\$2,062,280.00</b>	

## Corporate Issues

Adirondack Bank Na Ny C D - 00687QAT9 1.100 03/25/2025							
250,000.000	96.6090	241,522.50	250,000.00	-8,477.50	0.2	2,750.00	1.14

CITY OF LAGUNA BEACH  
ACCOUNT NUMBERPage 14 of 32  
May 1, 2024 to May 31, 2024**ASSET DETAIL (continued)**

Security Description	Shares/Face Amt	Price	Market Value	Tax Cost	Unrealized Gain/Loss	Percent of Total Portfolio	Estimated Annual Income	Estimated Current Yield
Alliant Cr Un Chicago III 5.1000% - 01882MAD4 C D 5.100 12/30/2025	250,000.000	99.8980	249,745.00	250,000.00	-255.00	0.2	12,750.00	5.10
American Honda Finance - 02665WCZ2 Medium Term Note 2.400 06/27/2024	1,000,000.000	99.7960	997,960.00	1,010,000.00	-12,040.00	0.6	24,000.00	2.40
Apple Inc - 037833EB2 0.700 02/08/2026	800,000.000	93.0620	744,496.00	798,824.00	-54,328.00	0.5	5,600.00	0.75
Austin Telco Fed Cr Un Tex - 052392CF2 C D 5.000 12/16/2024	250,000.000	99.7930	249,482.50	250,000.00	-517.50	0.2	12,500.00	5.01
Bank Of Ny Mellon Corp - 06406RAL1 Medium Term Note 2.100 10/24/2024	1,000,000.000	98.6410	986,410.00	1,000,000.00	-13,590.00	0.6	21,000.00	2.13
Bk Of America Corp - 06048WL65 Medium Term Note 1.050 03/10/2026	1,000,000.000	91.6600	916,600.00	985,200.00	-68,600.00	0.6	10,500.00	1.15
Border ST Bk Greenbush Minn CD - 099703GF1 C D 1.100 03/27/2025	250,000.000	96.5870	241,467.50	250,000.00	-8,532.50	0.2	2,750.00	1.14
Crescent Bank Trust - 225645DN7 C D 1.100 03/20/2025	250,000.000	96.6630	241,657.50	250,000.00	-8,342.50	0.2	2,750.00	1.14



CITY OF LAGUNA BEACH  
ACCOUNT NUMBERPage 15 of 32  
May 1, 2024 to May 31, 2024

## ASSET DETAIL (continued)

Security Description	Shares/Face Amt	Price	Market Value	Tax Cost	Unrealized Gain/Loss	Percent of Total Portfolio	Estimated Annual Income	Estimated Current Yield
Discover Bk - 254673A22 C D 1.550 04/02/2025	250,000.000	96.9030	242,257.50	250,000.00	-7,742.50	0.2	3,875.00	1.60
First Fndtn Bk Irvine Ca - 32026UN93 C D 5.100 08/19/2024	250,000.000	99.9500	249,875.00	250,000.00	-125.00	0.2	12,750.00	5.10
First Technology Fed Cr Un San - 33715LEN6 C D 4.850 02/18/2025	250,000.000	99.6460	249,115.00	250,000.00	-885.00	0.2	12,125.00	4.87
Goldman Sachs Bk USA New York - 38149MA94 C D 1.050 09/29/2026	250,000.000	91.3870	228,467.50	250,000.00	-21,532.50	0.1	2,625.00	1.15
Greenstate Cr Un North Liberty - 39573LBZ0 C D 1.050 10/15/2026	250,000.000	91.2000	228,000.00	250,000.00	-22,000.00	0.1	2,625.00	1.15
Guardian Life Glob Fund - 40139LAG8 Ser 144A Medium Term Note 1.100 06/23/2025	1,000,000.000	95.5880	955,880.00	967,460.00	-11,580.00	0.6	11,000.00	1.15
Jpmorgan Chase Bk N A - 46632FRU1 Medium Term Note 0.700 01/22/2026	1,000,000.000	90.7540	907,540.00	1,000,000.00	-92,460.00	0.6	7,000.00	0.77
Jpmorgan Chase Bk Na Columbus Ohio - 48128UYQ6 C D 0.550 02/09/2026	250,000.000	92.6530	231,632.50	250,000.00	-18,367.50	0.1	1,375.00	0.59

CITY OF LAGUNA BEACH  
ACCOUNT NUMBER:Page 16 of 32  
May 1, 2024 to May 31, 2024**ASSET DETAIL (continued)**

Security Description	Shares/Face Amt	Price	Market Value	Tax Cost	Unrealized Gain/Loss	Percent of Total Portfolio	Estimated Annual Income	Estimated Current Yield
Lakeside Bk Chicago III - 51210SSD0 C D 1.400 03/31/2025	250,000.000	96.7880	241,970.00	250,000.00	-8,030.00	0.2	3,500.00	1.45
Live Oak Bkg Co Wilmington N C - 538036JU9 C D 1.700 08/28/2024	250,000.000	99.1180	247,795.00	250,000.00	-2,205.00	0.2	4,250.00	1.71
Merrick Bk South Jordan Ut - 59013KBZ8 C D 2.150 08/09/2024	250,000.000	99.3870	248,467.50	250,000.00	-1,532.50	0.2	5,375.00	2.16
Morgan Stanley Bk N A - 61690U3P3 C D 5.000 09/30/2024	250,000.000	99.8120	249,530.00	250,000.00	-470.00	0.2	12,500.00	5.01
Morgan Stanley Private Bk Na - 61768ERG0 C D 5.000 09/30/2024	250,000.000	99.8120	249,530.00	250,000.00	-470.00	0.2	12,500.00	5.01
New York Life Global Fdg - 64952WEJ8 Ser 144A 0.900 10/29/2024	1,000,000.000	98.1300	981,300.00	1,000,000.00	-18,700.00	0.6	9,000.00	0.92
Nicolet Natl Bank Green Baywi - 654062JZ2 C D 1.400 03/31/2025	250,000.000	96.8020	242,005.00	250,000.00	-7,995.00	0.2	3,500.00	1.45
Pacific Enterprise Bk Ca - 694231AC5 C D 1.150 03/31/2025	250,000.000	96.5990	241,497.50	250,000.00	-8,502.50	0.2	2,875.00	1.19

CITY OF LAGUNA BEACH  
ACCOUNT NUMBER:Page 17 of 32  
May 1, 2024 to May 31, 2024

## ASSET DETAIL (continued)

Security Description	Shares/Face Amt	Price	Market Value	Tax Cost	Unrealized Gain/Loss	Percent of Total Portfolio	Estimated Annual Income	Estimated Current Yield
Pacific Westn Bk Beverly Hills Calif - 69506YRL5 C D 1.250 04/30/2025	250,000.000	96.3760	240,940.00	250,000.00	-9,060.00	0.2	3,125.00	1.30
Poppy Bk Santa Rosa Calif - 73319FAF6 C D 1.100 03/18/2025	250,000.000	96.6840	241,710.00	250,000.00	-8,290.00	0.2	2,750.00	1.14
Precision Castparts Corp - 740189AM7 3.250 06/15/2025	1,000,000.000	97.9660	979,660.00	1,111,780.00	-132,120.00	0.6	32,500.00	3.32
Raiz Fcu El Paso Tx - 75102EAE8 C D 4.800 02/18/2025	250,000.000	99.6110	249,027.50	250,000.00	-972.50	0.2	12,000.00	4.82
Raymond James Bk Natl Assn ST - 75472RAE1 C D 2.000 08/23/2024	250,000.000	99.2160	248,040.00	250,000.00	-1,960.00	0.2	5,000.00	2.02
Southstate Bk Natl Assn Winter - 84476JAP2 C D 5.200 07/01/2024	250,000.000	99.9910	249,977.50	250,000.00	-22.50	0.2	13,000.00	5.20
Synchrony Bk Retail - 87165FZD9 C D 1.450 04/17/2025	250,000.000	96.6770	241,692.50	250,000.00	-8,307.50	0.2	3,625.00	1.50
Texas Exchange Bk Crowley - 88241THJ2 C D 1.000 06/13/2025	250,000.000	95.6800	239,200.00	250,000.00	-10,800.00	0.2	2,500.00	1.04

CITY OF LAGUNA BEACH  
ACCOUNT NUMBERPage 18 of 32  
May 1, 2024 to May 31, 2024**ASSET DETAIL (continued)**

Security Description	Shares/Face Amt	Price	Market Value	Tax Cost	Unrealized Gain/Loss	Percent of Total Portfolio	Estimated Annual Income	Estimated Current Yield
Toyota Motor Credit Corp - 89236TGT6 Medium Term Note 1.800 02/13/2025	1,066,000.000	97.4770	1,039,104.82	1,059,284.20	-20,179.38	0.7	19,188.00	1.85
Webbank Salt Lake City Utah - 947547NT8 C D 1.000 12/30/2024	250,000.000	97.5230	243,807.50	250,000.00	-6,192.50	0.2	2,500.00	1.02
Wells Fargo Bk N A Sioux Falls - 949763D60 C D 2.700 06/10/2024	250,000.000	99.9210	249,802.50	250,000.00	-197.50	0.2	6,750.00	2.70
Western Alliance Bk Phoenix - 95763PML2 C D 5.050 11/12/2024	250,000.000	99.7940	249,485.00	250,000.00	-515.00	0.2	12,625.00	5.06
Workers Cr Un Fitchburg Ma - 98138MBA7 C D 4.950 12/16/2024	250,000.000	99.7590	249,397.50	250,000.00	-602.50	0.2	12,375.00	4.96
3M Company - 88579YAV3 Medium Term Note 2.250 09/19/2026	1,000,000.000	93.4230	934,230.00	972,940.00	-38,710.00	0.6	22,500.00	2.41
<b>Total Corporate Issues</b>			<b>\$16,520,278.32</b>	<b>\$17,155,488.20</b>	<b>-\$635,209.88</b>	<b>10.7</b>	<b>\$351,913.00</b>	
<b>Foreign Issues</b>								
International Bank M T N - 459058JL8 0.500 10/28/2025	1,000,000.000	93.7800	937,800.00	998,870.00	-61,070.00	0.6	5,000.00	0.53



CITY OF LAGUNA BEACH  
ACCOUNT NUMBER:

Page 19 of 32  
May 1, 2024 to May 31, 2024

### ASSET DETAIL (continued)

Security Description	Shares/Face Amt	Price	Market Value	Tax Cost	Unrealized Gain/Loss	Percent of Total Portfolio	Estimated Annual Income	Estimated Current Yield
International Bank M T N - 459058JS3 0.650 02/10/2026	1,000,000.000	92.8110	928,110.00	1,000,000.00	-71,890.00	0.6	6,500.00	0.70
<b>Total Foreign Issues</b>			<b>\$1,865,910.00</b>	<b>\$1,998,870.00</b>	<b>-\$132,960.00</b>	<b>1.2</b>	<b>\$11,500.00</b>	
<b>Taxable Municipal Issues</b>								
Chino Ca Pub Fing Auth Rev Loc Agy - 169548FL3 Ref Bds 2021 A 1.453 09/01/2025 Taxable	400,000.000	95.0680	380,272.00	406,048.00	-25,776.00	0.2	5,812.00	1.53
Covina Ca Pension Oblig Taxable - 223047AD3 Bds 0.979 08/01/2025 Taxable	505,000.000	94.9590	479,542.95	505,000.00	-25,457.05	0.3	4,943.95	1.03
Folsom Cordova Ca Uni Sch Dist - 34440PCM1 Taxable Go Ref Bds 2020 B 3.000 10/01/2024 Taxable	820,000.000	99.1670	813,169.40	891,610.60	-78,441.20	0.5	24,600.00	3.02
Huntington Beach Calif Pub Fing Auth - 446216HJ5 Rev Taxable Lease Ref Bds 2020 B Ca 0.943 05/01/2025 Taxable	300,000.000	96.0800	288,240.00	300,000.00	-11,760.00	0.2	2,829.00	0.98
La Quinta Calif Redev Agy Successor - 50420BDE9 Agy Tax Alloc Ref Taxable Bds Ca 1.168 09/01/2025 Taxable	1,000,000.000	94.8560	948,560.00	1,005,030.00	-56,470.00	0.6	11,680.00	1.23
Los Angeles Calif Mun Impt Corp - 544587Y44 Lease Rev Taxable Ref Bds 2020 C Ca 0.890 11/01/2024 Taxable	250,000.000	98.1410	245,352.50	250,000.00	-4,647.50	0.2	2,225.00	0.91

CITY OF LAGUNA BEACH  
ACCOUNT NUMBER:Page 20 of 32  
May 1, 2024 to May 31, 2024**ASSET DETAIL (continued)****Security Description**

	Shares/Face Amt	Price	Market Value	Tax Cost	Unrealized Gain/Loss	Percent of Total Portfolio	Estimated Annual Income	Estimated Current Yield
Manhattan Beach Ca Pension Oblig - 562784AF5								
Taxable Bds								
1.186 01/01/2026 Taxable	150,000.000	94.0940	141,141.00	150,000.00	-8,859.00	0.1	1,779.00	1.26
Modesto Ca Wastewater Rev Taxable - 607802BZ7								
Ref Bds 2020A								
0.835 11/01/2024 Taxable	1,000,000.000	98.0990	980,990.00	1,003,320.00	-22,330.00	0.6	8,350.00	0.85
San Buenaventura Ca Wastewater - 797053AZ8								
Rev Taxable Ref Bds 2020								
0.902 01/01/2025 Taxable	500,000.000	97.5240	487,620.00	504,010.00	-16,390.00	0.3	4,510.00	0.92
San Jose Ca Fing Auth Leaserev - 798153NX6								
Taxable Bds 2020 B								
1.220 06/01/2025 Taxable	1,055,000.000	96.1360	1,014,234.80	1,063,070.75	-48,835.95	0.7	12,871.00	1.27
Tamalpais Calif Un High Sch Dist - 874857KU8								
Taxable Go Ref Bds 2021 Ca								
0.505 08/01/2025 Taxable	500,000.000	94.8610	474,305.00	500,000.00	-25,695.00	0.3	2,525.00	0.53
Yosemite Ca Cmnty College Dist - 987388GL3								
Taxable Go Ref Bds 2020B								
0.804 08/01/2024 Taxable	750,000.000	99.2540	744,405.00	752,317.50	-7,912.50	0.5	6,030.00	0.81
<b>Total Taxable Municipal Issues</b>			<b>\$6,997,832.65</b>	<b>\$7,330,406.85</b>	<b>-\$332,574.20</b>	<b>4.5</b>	<b>\$88,154.95</b>	
<b>Total Taxable Bonds</b>			<b>\$133,125,951.47</b>	<b>\$139,564,247.55</b>	<b>-\$6,438,296.08</b>	<b>85.9</b>	<b>\$2,513,847.95</b>	
<b>Total Assets</b>			<b>\$154,949,071.47</b>	<b>\$161,218,310.53</b>	<b>-\$6,269,239.06</b>	<b>100.0</b>	<b>\$3,666,923.04</b>	

**Estimated Current Yield**

2.36





CITY OF LAGUNA BEACH  
ACCOUNT NUMBER

Page 21 of 32  
May 1, 2024 to May 31, 2024

---

**ASSET DETAIL MESSAGES**

---

Time of trade execution and trading party (if not disclosed) will be provided upon request.

Publicly traded assets are valued in accordance with market quotations or valuation methodologies from financial industry services believed by us to be reliable. Assets that are not publicly traded may be reflected at values from other external sources. Assets for which a current value is not available may be reflected at a previous value or as not valued, at par value, or at a nominal value. Values shown do not necessarily reflect prices at which assets could be bought or sold. Values are updated based on internal policy and may be updated less frequently than statement generation.

Estimated Current Yield and Estimated Annual Income are estimates provided for informational purposes only and should not be relied on for making investment, trading, or tax decisions. The estimates may not represent the actual value earned by your investments and they provide no guarantee of what your investments may earn in the future.



CITY OF LAGUNA BEACH  
ACCOUNT NUMBER:Page 22 of 32  
May 1, 2024 to May 31, 2024

## TRANSACTION DETAIL

Date Posted	Activity	Description	Cash	Tax Cost
<b>Beginning Balance 05/01/2024</b>			<b>\$0.00</b>	<b>\$167,194,924.08</b>
05/01/24	Cash Disbursement	Cash Disbursement Paid To City Of Laguna Beach ACH Transfer To Checking	-9,486.25	
05/01/24	Asset Income	Interest Earned On Affinity Fed Cr C D 5.800% 5/15/24 0.004767 USD/\$1 Pv On 250,000 Par Value Due 5/1/24	1,191.78	
05/01/24	Asset Income	Interest Earned On Austin Telco Fed C D 5.000% 12/16/24 0.00411 USD/\$1 Pv On 250,000 Par Value Due 5/1/24	1,027.40	
05/01/24	Asset Income	Interest Earned On Greenstate Cr C D 1.050% 10/15/26 0.000863 USD/\$1 Pv On 250,000 Par Value Due 5/1/24	215.75	
05/01/24	Asset Income	Interest Earned On Huntington Beach Ca 0.943% 5/01/25 0.004715 USD/\$1 Pv On 300,000 Par Value Due 5/1/24	1,414.50	
05/01/24	Asset Income	Interest Earned On Live Oak Bkg Co C D 1.700% 8/28/24 0.001397 USD/\$1 Pv On 250,000 Par Value Due 5/1/24	349.32	
05/01/24	Asset Income	Interest Earned On Los Angeles Ca 0.890% 11/01/24 0.00445 USD/\$1 Pv On 250,000 Par Value Due 5/1/24	1,112.50	
05/01/24	Asset Income	Interest Earned On Modesto Ca 0.835% 11/01/24 0.004175 USD/\$1 Pv On 1,000,000 Par Value Due 5/1/24	4,175.00	
05/02/24	Cash Disbursement	Cash Disbursement Paid To City Of Laguna Beach ACH Transfer To Checking	-205.48	
05/02/24	Asset Income	Interest Earned On Texas Exchange C D 1.000% 6/13/25 0.000822 USD/\$1 Pv On 250,000 Par Value Due 5/2/24	205.48	
05/06/24	Cash Disbursement	Cash Disbursement Paid To City Of Laguna Beach ACH Transfer To Checking	-4,750.00	

CITY OF LAGUNA BEACH  
ACCOUNT NUMBER:Page 23 of 32  
May 1, 2024 to May 31, 2024

## TRANSACTION DETAIL (continued)

Date Posted	Activity	Description	Cash	Tax Cost
05/06/24	Asset Income	Interest Earned On F A M C M T N 0.00475 USD/\$1 Pv On 1,000,000 Par Value Due 5/4/24	4,750.00	
05/09/24	Cash Disbursement	Cash Disbursement Paid To City Of Laguna Beach ACH Transfer To Checking	-441.78	
05/09/24	Asset Income	Interest Earned On Merrick Bk C D 2.150% 8/09/24 0.001767 USD/\$1 Pv On 250,000 Par Value Due 5/9/24	441.78	
05/10/24	Cash Disbursement	Cash Disbursement Paid To City Of Laguna Beach ACH Transfer To Checking	-3,054.79	
05/10/24	Asset Income	Interest Earned On F H L B Deb 1.500% 12/10/26 0.00125 USD/\$1 Pv On 2,000,000 Par Value Due 5/10/24	2,500.00	
05/10/24	Asset Income	Interest Earned On Wells Fargo Bk C D 2.700% 6/10/24 0.002219 USD/\$1 Pv On 250,000 Par Value Due 5/10/24	554.79	
05/13/24	Cash Disbursement	Cash Disbursement Paid To City Of Laguna Beach ACH Transfer To Checking	-9,295.21	
05/13/24	Asset Income	Interest Earned On F H L M C M T N 0.600% 11/12/25 0.003 USD/\$1 Pv On 1,000,000 Par Value Due 5/12/24	3,000.00	
05/13/24	Asset Income	Interest Earned On Western C D 5.050% 11/12/24 0.025181 USD/\$1 Pv On 250,000 Par Value Due 5/12/24	6,295.21	
05/15/24	Asset Income	Interest Earned On Affinity Fed Cr C D 5.800% 5/15/24 0.002225 USD/\$1 Pv On 250,000 Par Value Due 5/15/24 Interest On 5/15/24 Maturity	556.16	
05/15/24	Cash Disbursement	Cash Disbursement Paid To State Of California Laif Outgoing Domestic Wire Per Client Request	-1,250,000.00	

CITY OF LAGUNA BEACH  
ACCOUNT NUMBERPage 24 of 32  
May 1, 2024 to May 31, 2024

## TRANSACTION DETAIL (continued)

Date Posted	Activity	Description	Cash	Tax Cost
05/15/24	Cash Disbursement	Cash Disbursement Paid To City Of Laguna Beach Outgoing Domestic Wire Per Client Request	-4,065,000.00	
05/15/24	Sale	Matured 4,000,000 Par Value Of U S Treasury Nt 2.500% 5/15/24 Trade Date 5/15/24 4,000,000 Par Value At 100 %	4,000,000.00	-3,963,800.00
05/15/24	Sale	Matured 1,000,000 Par Value Of IBM Corp 3.000% 5/15/24 Trade Date 5/15/24 1,000,000 Par Value At 100 %	1,000,000.00	-1,012,813.55
05/15/24	Sale	Matured 250,000 Par Value Of Affinity Fed Cr C D 5.800% 5/15/24 Trade Date 5/15/24 250,000 Par Value At 100 %	250,000.00	-250,000.00
05/15/24	Asset Income	Interest Earned On IBM Corp 3.000% 5/15/24 0.015 USD/\$1 Pv On 1,000,000 Par Value Due 5/15/24	15,000.00	
05/15/24	Asset Income	Interest Earned On U S Treasury Nt 2.500% 5/15/24 0.0125 USD/\$1 Pv On 4,000,000 Par Value Due 5/15/24	50,000.00	
05/16/24	Asset Income	Interest Earned On F H L B Deb 1.400% 11/16/26 0.007 USD/\$1 Pv On 1,000,000 Par Value Due 5/16/24	7,000.00	
05/16/24	Cash Disbursement	Cash Disbursement Paid To City Of Laguna Beach ACH Transfer To Checking	-4,814.38	
05/16/24	Cash Disbursement	Cash Disbursement Paid To State Of California Laif Outgoing Domestic Wire Per Client Request	-250,000.00	
05/16/24	Sale	Matured 250,000 Par Value Of Enterprise Bank C D 2.600% 5/16/24 Trade Date 5/16/24 250,000 Par Value At 100 %	250,000.00	-250,000.00



CITY OF LAGUNA BEACH  
ACCOUNT NUMBER:

Page 25 of 32  
May 1, 2024 to May 31, 2024

TRANSACTION DETAIL (continued)

Date Posted	Activity	Description	Cash	Tax Cost
05/16/24	Asset Income	Interest Earned On Enterprise Bank C D 2.600% 5/16/24 0.012964 USD/\$1 Pv On 250,000 Par Value Due 5/16/24	3,241.10	
05/16/24	Asset Income	Interest Earned On Workers Cr C D 4.950% 12/16/24 0.004068 USD/\$1 Pv On 250,000 Par Value Due 5/16/24	1,017.12	
05/17/24	Cash Disbursement	Cash Disbursement Paid To City Of Laguna Beach ACH Transfer To Checking	-10,041.10	
05/17/24	Cash Disbursement	Cash Disbursement Paid To State Of California Laif Outgoing Domestic Wire Per Client Request	-250,000.00	
05/17/24	Sale	Matured 250,000 Par Value Of Local Govt Fed C D 5.150% 5/17/24 Trade Date 5/17/24 250,000 Par Value At 100 %	250,000.00	-250,000.00
05/17/24	Asset Income	Interest Earned On First C D 4.850% 2/18/25 0.003986 USD/\$1 Pv On 250,000 Par Value Due 5/17/24	996.58	
05/17/24	Asset Income	Interest Earned On Local Govt Fed C D 5.150% 5/17/24 0.004233 USD/\$1 Pv On 250,000 Par Value Due 5/17/24	1,058.22	
05/17/24	Asset Income	Interest Earned On Raiz Fcu EI C D 4.800% 2/18/25 0.003945 USD/\$1 Pv On 250,000 Par Value Due 5/17/24	986.30	
05/20/24	Cash Disbursement	Cash Disbursement Paid To City Of Laguna Beach ACH Transfer To Checking	-6,809.59	
05/20/24	Asset Income	Interest Earned On Poppy Bk Santa C D 1.100% 3/18/25 0.000904 USD/\$1 Pv On 250,000 Par Value Due 5/18/24	226.03	
05/20/24	Asset Income	Interest Earned On First Fndtn Bk C D 5.100% 8/19/24 0.02543 USD/\$1 Pv On 250,000 Par Value Due 5/19/24	6,357.53	



CITY OF LAGUNA BEACH  
ACCOUNT NUMBER

Page 26 of 32  
May 1, 2024 to May 31, 2024

TRANSACTION DETAIL (continued)

Date Posted	Activity	Description	Cash	Tax Cost
05/20/24	Asset Income	Interest Earned On Crescent Bank C D 1.100% 3/20/25 0.000904 USD/\$1 Pv On 250,000 Par Value Due 5/20/24	226.03	
05/23/24	Asset Income	Interest Earned On F F C B Deb 1.430% 11/23/26 0.00715 USD/\$1 Pv On 1,000,000 Par Value Due 5/23/24	7,150.00	
05/23/24	Cash Disbursement	Cash Disbursement Paid To City Of Laguna Beach ACH Transfer To Checking	-7,319.18	
05/23/24	Cash Disbursement	Cash Disbursement Paid To State Of California Laif Outgoing Domestic Wire Per Client Request	-250,000.00	
05/23/24	Sale	Matured 250,000 Par Value Of Mid Amer Cr Un C D 5.200% 5/23/24 Trade Date 5/23/24 250,000 Par Value At 100 %	250,000.00	-250,000.00
05/23/24	Asset Income	Interest Earned On F A M C M T N 1.300% 11/23/26 0.0065 USD/\$1 Pv On 1,000,000 Par Value Due 5/23/24	6,500.00	
05/23/24	Asset Income	Interest Earned On Mid Amer Cr Un C D 5.200% 5/23/24 0.003277 USD/\$1 Pv On 250,000 Par Value Due 5/23/24	819.18	
05/24/24	Cash Disbursement	Cash Disbursement Paid To City Of Laguna Beach ACH Transfer To Checking	-46,900.00	
05/24/24	Asset Income	Interest Earned On F H L B Deb 1.300% 11/24/26 0.0065 USD/\$1 Pv On 1,000,000 Par Value Due 5/24/24	6,500.00	
05/24/24	Asset Income	Interest Earned On F H L B Deb 1.500% 11/24/26 0.0075 USD/\$1 Pv On 1,000,000 Par Value Due 5/24/24	7,500.00	
05/24/24	Asset Income	Interest Earned On F H L B Deb 5.150% 5/24/28 0.02575 USD/\$1 Pv On 1,000,000 Par Value Due 5/24/24	25,750.00	

CITY OF LAGUNA BEACH  
ACCOUNT NUMBER.Page 27 of 32  
May 1, 2024 to May 31, 2024

## TRANSACTION DETAIL (continued)

Date Posted	Activity	Description	Cash	Tax Cost
05/28/24	Cash Disbursement	Cash Disbursement Paid To City Of Laguna Beach ACH Transfer To Checking	-22,952.06	
05/28/24	Asset Income	Interest Earned On Adirondack Bank C D 1.100% 3/25/25 0.000904 USD/\$1 Pv On 250,000 Par Value Due 5/25/24	226.03	
05/28/24	Asset Income	Interest Earned On F H L M C M T N 0.625% 11/25/25 0.003125 USD/\$1 Pv On 2,000,000 Par Value Due 5/25/24	6,250.00	
05/28/24	Asset Income	Interest Earned On F N M A 0.600% 11/25/25 0.003 USD/\$1 Pv On 2,000,000 Par Value Due 5/25/24	6,000.00	
05/28/24	Asset Income	Interest Earned On F H L M C M T N 0.650% 11/26/25 0.00325 USD/\$1 Pv On 2,000,000 Par Value Due 5/26/24	6,500.00	
05/28/24	Asset Income	Interest Earned On Border ST Bk C D 1.100% 3/27/25 0.000904 USD/\$1 Pv On 250,000 Par Value Due 5/27/24	226.03	
05/28/24	Asset Income	Interest Earned On F H L M C M T N 0.750% 5/28/25 0.00375 USD/\$1 Pv On 1,000,000 Par Value Due 5/28/24	3,750.00	
05/30/24	Asset Income	Interest Earned On F F C B Deb 1.540% 11/30/26 0.0077 USD/\$1 Pv On 1,000,000 Par Value Due 5/30/24	7,700.00	
05/30/24	Cash Disbursement	Cash Disbursement Paid To City Of Laguna Beach ACH Transfer To Checking	-2,404.11	
05/30/24	Asset Income	Interest Earned On Alliant Cr Un C D 5.100% 12/30/25 0.004192 USD/\$1 Pv On 250,000 Par Value Due 5/30/24	1,047.95	
05/30/24	Asset Income	Interest Earned On Lakeside Bk C D 1.400% 3/31/25 0.001151 USD/\$1 Pv On 250,000 Par Value Due 5/30/24	287.67	



CITY OF LAGUNA BEACH  
ACCOUNT NUMBER:

20313  
00- -M -UC-UU -153-04  
0221011-00-04007-04



Page 28 of 32  
May 1, 2024 to May 31, 2024

**TRANSACTION DETAIL (continued)**

Date Posted	Activity	Description	Cash	Tax Cost
05/30/24	Asset Income	Interest Earned On Southstate Bk C D 5.200% 7/01/24 0.004274 USD/\$1 Pv On 250,000 Par Value Due 5/30/24	1,068.49	
05/31/24	Cash Disbursement	Cash Disbursement Paid To City Of Laguna Beach ACH Transfer To Checking	-8,241.44	
05/31/24	Asset Income	Interest Earned On Nicolet Natl C D 1.400% 3/31/25 0.001189 USD/\$1 Pv On 250,000 Par Value Due 5/31/24	297.26	
05/31/24	Asset Income	Interest Earned On Pacific C D 1.150% 3/31/25 0.000977 USD/\$1 Pv On 250,000 Par Value Due 5/31/24	244.18	
<b>Ending Balance 05/31/2024</b>			<b>\$0.00</b>	<b>\$161,218,310.53</b>





CITY OF LAGUNA BEACH  
ACCOUNT NUMBER

Page 29 of 32  
May 1, 2024 to May 31, 2024

**SALE/MATURITY SUMMARY**

	Settlement Date	Description	Tax Cost	Proceeds	Estimated Gain/Loss
<b>Taxable Bonds</b>					
<b>Affinity Fed Cr Un C D 5.800 05/15/2024 00832KBT5</b>					
	05/15/24	Matured 250,000 Par Value Trade Date 5/15/24 250,000 Par Value At 100 %	-250,000.00	250,000.00	
<b>Enterprise Bank Pa C D 2.600 05/16/2024 29367RKT2</b>					
	05/16/24	Matured 250,000 Par Value Trade Date 5/16/24 250,000 Par Value At 100 %	-250,000.00	250,000.00	
<b>IBM Corp 3.000 05/15/2024 459200JY8</b>					
	05/15/24	Matured 1,000,000 Par Value Trade Date 5/15/24 1,000,000 Par Value At 100 %	-1,012,813.55	1,000,000.00	-12,813.55
<b>Local Govt Fed Cr Un Raleigh N C D 5.150 05/17/2024 53955LAC1</b>					
	05/17/24	Matured 250,000 Par Value Trade Date 5/17/24 250,000 Par Value At 100 %	-250,000.00	250,000.00	

CITY OF LAGUNA BEACH  
ACCOUNT NUMBERPage 30 of 32  
May 1, 2024 to May 31, 2024

## SALE/MATURITY SUMMARY (continued)

Settlement Date	Description	Tax Cost	Proceeds	Estimated Gain/Loss
Mid Amern Cr Un Wichita Kans C D 5.200 05/23/2024 59522NAC8				
05/23/24	Matured 250,000 Par Value Trade Date 5/23/24 250,000 Par Value At 100 %	-250,000.00	250,000.00	
U S Treasury Note 2.500 05/15/2024 912828WJ5				
05/15/24	Matured 4,000,000 Par Value Trade Date 5/15/24 4,000,000 Par Value At 100 %	-3,963,800.00	4,000,000.00	36,200.00
Total Taxable Bonds		-\$5,976,613.55	\$6,000,000.00	\$23,386.45
Total Sales & Maturities		-\$5,976,613.55	\$6,000,000.00	\$23,386.45

## SALE/MATURITY SUMMARY MESSAGES

Estimated Year-To-Date Short-Term Gain (Loss): \$36,200.00

Estimated Year-To-Date Long-Term Gain (Loss): (\$29,295.15)

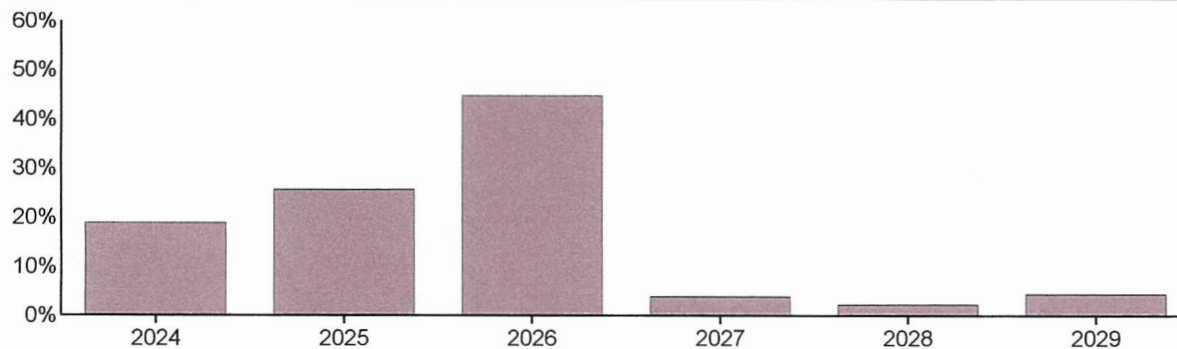
Estimates should not be used for tax purposes



CITY OF LAGUNA BEACH  
ACCOUNT NUMBER

Page 31 of 32  
May 1, 2024 to May 31, 2024

### BOND SUMMARY



	Par Value	Market Value	Percentage of Category
<b>MATURITY</b>			
2024	25,320,000.00	25,142,371.90	18.89
2025	35,826,000.00	34,103,197.07	25.62
2026	64,070,000.00	59,716,112.50	44.86
2027	5,500,000.00	5,195,550.00	3.90
2028	3,000,000.00	2,984,860.00	2.24
2029	6,000,000.00	5,983,860.00	4.49
<b>Total of Category</b>	<b>\$139,716,000.00</b>	<b>\$133,125,951.47</b>	<b>100.00</b>

### MOODY'S RATING

Aaa	103,670,000.00	98,368,231.50	73.89
Aa1	1,000,000.00	955,880.00	0.72
Aa2	3,570,000.00	3,444,774.40	2.59
Aa3	1,055,000.00	1,014,234.80	0.76
A1	3,066,000.00	2,942,114.82	2.21
A3	2,000,000.00	1,932,190.00	1.45
N/A	21,355,000.00	20,584,335.95	15.46



CITY OF LAGUNA BEACH  
ACCOUNT NUMBER

Page 32 of 32  
May 1, 2024 to May 31, 2024

**BOND SUMMARY (continued)**

	Par Value	Market Value	Percentage of Category
NOT RATED	4,000,000.00	3,884,190.00	2.92
<b>Total of Category</b>	<b>\$139,716,000.00</b>	<b>\$133,125,951.47</b>	<b>100.00</b>

**S&P RATING**

AAA	2,150,000.00	2,007,051.00	1.51
AA+	84,670,000.00	80,101,321.50	60.17
AA	4,760,000.00	4,610,559.75	3.46
AA-	2,070,000.00	2,007,081.90	1.51
A+	2,066,000.00	1,946,644.82	1.46
A	1,000,000.00	986,410.00	0.74
A-	2,000,000.00	1,914,560.00	1.44
BBB+	1,000,000.00	934,230.00	0.70
N/A	34,000,000.00	32,745,590.00	24.60
NOT RATED	6,000,000.00	5,872,502.50	4.41
<b>Total of Category</b>	<b>\$139,716,000.00</b>	<b>\$133,125,951.47</b>	<b>100.00</b>

**BOND SUMMARY MESSAGES**

Data contained within this section excluded Mutual Funds, Exchange Traded Funds, and Closed-Ended Funds.

## Glossary

**Accretion** - The accumulation of the value of a discounted bond until maturity.

**Adjusted Prior Market Realized Gain/Loss** - The difference between the proceeds and the Prior Market Value of the transaction.

**Adjusted Prior Market Unrealized Gain/Loss** - The difference between the Market Value and the Adjusted Prior Market Value.

**Adjusted Prior Market Value** - A figure calculated using the beginning Market Value for the fiscal year, adjusted for all asset related transactions during the period, employing an average cost methodology.

**Amortization** - The decrease in value of a premium bond until maturity.

**Asset** - Anything owned that has commercial exchange value. Assets may consist of specific property or of claims against others, in contrast to obligations due to others (liabilities).

**Bond Rating** - A measurement of a bond's quality based upon the issuer's financial condition. Ratings are assigned by independent rating services, such as Moody's, or S&P, and reflect their opinion of the issuer's ability to meet the scheduled interest and principal repayments for the bond.

**Cash** - Cash activity that includes both income and principal cash categories.

**Change in Unrealized Gain/Loss** - Also reported as Gain/Loss in Period in the Asset Detail section.

This figure shows the market appreciation (depreciation) for the current period.

**Cost Basis (Book Value)** - The original price of an asset, normally the purchase price or appraised value at the time of acquisition. Book Value method maintains an average cost for each asset.

**Cost Basis (Tax Basis)** - The original price of an asset, normally the purchase price or appraised value at the time of acquisition. Tax Basis uses client determined methods such as Last-In-First-Out (LIFO), First-In-First-Out (FIFO), Average, Minimum Gain, and Maximum Gain.

**Ending Accrual** - (Also reported as Accrued Income) Income earned but not yet received, or expenses incurred but not yet paid, as of the end of the reporting period.

**Estimated Annual Income** - The amount of income a particular asset is anticipated to earn over the next year. The shares multiplied by annual income rate.

**Estimated Current Yield** - The annual rate of return on an investment expressed as a percentage. For stocks, yield is calculated by taking the annual dividend payments divided by the stock's current share price. For bonds, yield is calculated by the coupon rate divided by the bond's market price.

**Ex-Dividend Date** - (Also reported as Ex-Date) For stock trades, the person who owns the security on the ex-dividend date will earn the dividend, regardless of who currently owns the stock.

**Income Cash** - A category of cash comprised of ordinary earnings derived from investments, usually dividends and interest.

**Market Value** - The price per unit multiplied by the number of units.

**Maturity Date** - The date on which an obligation or note matures.

**Payable Date** - The date on which a dividend, mutual fund distribution, or interest on a bond will be made.

**Principal Cash** - A category of cash comprised of cash, deposits, cash withdrawals and the cash flows generated from purchases or sales of investments.

**Realized Gain/Loss Calculation** - The Proceeds less the Cost Basis of a transaction.

**Settlement Date** - The date on which a trade settles and cash or securities are credited or debited to the account.

**Trade Date** - The date a trade is legally entered into.

**Unrealized Gain/Loss** - The difference between the Market Value and Cost Basis at the end of the current period.

**Yield on/at Market** - The annual rate of return on an investment expressed as a percentage. For stocks, yield is calculated by the annual dividend payments divided by the stock's current share price. For bonds, yield is calculated by the coupon rate divided by the bond's market price.

The terms defined in this glossary are only for use when reviewing your account statement. Please contact your Relationship Manager with any questions.