

City of Laguna Beach
AGENDA BILL

No. 3
Meeting Date: 3/24/09

SUBJECT: CITY TREASURER'S MONTHLY REPORT FOR FEBRUARY 2009

SUMMARY OF THE MATTER:

As requested by the City Council the City Treasurer's Monthly Report is attached.

RECOMMENDATION: It is recommended that the City Council:

Receive and file the City Treasurer's Monthly Report.

Appropriations Requested: \$ None

Submitted by: *Jana Davis*
City Treasurer

Fund: _____

Coordinated with: _____

Attachments: _____

Approved: *Kenneth McL*
City Manager



City of Laguna Beach
City Treasurer Monthly Report - Unaudited
For the Month of February 2009


Cash Activity for the Month

Cash and investments, beginning of month	\$ 64,605,408.93
Cash receipts	3,289,510.06
Cash disbursements	<u>(6,407,804.75)</u>
Cash and investments, end of month	\$ <u>61,487,114.24</u>

Cash and Investment Portfolio at Month-End

	Current Market Value	Cost/Book Value	Percentage of Total Portfolio	Investments Managed by Treasurer		Avg. Return Inc. Accrued Interest
				Percentage	Policy Limit	
Investment Securities and Accounts Managed by City Treasurer						
Long-term investments:						
Federal agency securities	\$ 33,873,492.00	\$ 33,694,250.00	54.799%	56.58%	100%	3.741%
Subtotal	<u>33,873,492.00</u>	<u>33,694,250.00</u>	54.799%	56.58%		3.741%
Short-term investments:						
State Local Agency Investment Fund	24,880,562.16	24,880,562.16	40.465%	41.78%	100%	1.869%
Medium term corporate notes	1,017,830.00	978,500.00	1.591%	1.64%	25%	6.413%
Subtotal	<u>25,898,392.16</u>	<u>25,859,062.16</u>	42.056%	43.42%		2.041%
Other Accounts:						
Savings accounts	139,699.77	139,699.77	0.227%			
Checking accounts	115,107.80	115,107.80	0.187%			
Petty cash/change funds	3,017.75	3,017.75	0.005%			
Subtotal	<u>257,825.32</u>	<u>257,825.32</u>	0.419%			
Investment Securities Managed by Others						
Trustee-held investments	<u>1,675,976.76</u>	<u>1,675,976.76</u>	2.726%			
Grand total - cash and investments	\$ <u>61,705,686.24</u>	\$ <u>61,487,114.24</u>	100.000%			

I verify that this investment portfolio is in conformity with California laws and the Treasurer's Investment Policy which is approved annually by the City Council. The Treasurer's cash management program provides sufficient liquidity to meet expenditure requirements for the next six months.



 Laura Parisi, C.P.A., C.C.M.T.
 City Treasurer



City of Laguna Beach
Investment Portfolio Detail - Unaudited
at February 28, 2009


Investment Type	CUSIP	Par Value	Market Value	Purchase Price	(Discount)	Custodian Dated	Maturity Date	Coupon Rate	Yield	Remaining Days to Maturity
(1) State Investment Pool (LAIF)		\$ 24,880,562.16	\$ 24,880,562.16	\$ 24,830,562.16	\$		Today	1.869%	1.869%	Today
(2) Berkshire Hathaway Fin Corp	084664AR2	1,000,000.00	1,017,830.00	978,500.00	(21,500.00)	01/11/05	01/15/10	4.125%	6.413%	321
(3) Fed Home Loan Mtg Corp Note	3128XG32	1,000,000.00	1,009,520.00	1,000,000.00		06/30/08	12/30/10	4.010%	4.000%	670
(4) Federal Home Loan Bank Bonds	3133XFZ86	1,000,000.00	1,017,190.00	999,750.00	(250.00)	07/14/06	07/14/11	5.700%	5.726%	866
(5) Federal Farm Cr. Bks Bond	31331GC-H	2,700,000.00	2,737,962.00	2,700,000.00		09/29/08	09/29/11	3.750%	3.700%	943
(6) Federal Farm Cr. Bks Global Bond	31331GEW5	2,000,000.00	2,024,380.00	2,000,000.00		11/18/08	11/18/11	3.375%	3.350%	993
(7) Federal Farm Cr. Bks Global Bond	31331GGQ6	1,000,000.00	1,005,630.00	1,000,000.00		12/15/08	12/15/11	3.000%	2.960%	1,020
(8) Federal Natl Mtg Assn Notes	3136F92J1	1,000,000.00	993,130.00	1,000,000.00		12/29/08	12/29/11	2.000%	2.010%	1,034
(9) Federal Home Loan Bank Bonds	3133XSQY7	1,000,000.00	995,940.00	1,000,000.00		01/03/09	04/09/12	3.000%	3.010%	1,136
(10) Federal Home Loan Bank Bonds	3133XSRC4	1,000,000.00	986,880.00	1,000,000.00		12/29/08	06/29/12	2.125%	2.150%	1,217
(11) Federal Home Loan Bank Bonds	3133XSRF7	1,000,000.00	994,060.00	1,000,000.00		11/09/09	07/09/12	2.375%	2.360%	1,227
(12) Federal Home Loan Bank Bonds	3133XN4Z9	1,000,000.00	1,026,250.00	1,000,000.00		11/23/07	11/20/12	4.850%	4.730%	1,361
(13) Federal Farm Cr Bks Global	31331GHP7	1,000,000.00	999,690.00	1,000,000.00		12/24/08	12/24/12	3.450%	3.450%	1,395
(14) Federal Home Loan Bank Bonds	3133XSU21	1,000,000.00	1,003,750.00	1,000,000.00		01/14/09	01/14/13	2.500%	2.490%	1,416
(15) Federal Natl Mtg Assn Notes	3136F83X1	1,000,000.00	1,007,190.00	994,500.00	(5,500.00)	02/22/08	02/22/13	4.125%	4.701%	1,455
(16) Federal Farm Cr. Bks Bond	31331YWX4	1,000,000.00	1,000,310.00	1,000,000.00		03/09/08	03/06/13	4.900%	4.000%	1,467
(17) Federal Farm Cr. Bks Bond	31331YXZ7	1,000,000.00	1,001,250.00	1,000,000.00		03/22/08	03/20/13	3.900%	3.900%	1,481
(18) Federal Farm Cr. Bks Bond	31331YJ76	1,000,000.00	1,005,000.00	1,000,000.00		05/01/08	05/01/13	4.250%	4.230%	1,523
(19) Federal Farm Cr. Bks Bond	31331YV64	1,000,000.00	1,026,880.00	1,000,000.00		06/13/08	06/10/13	4.300%	4.190%	1,563
(20) Fed Home Loan Bank Bond	3133XSJ58	1,000,000.00	1,021,880.00	1,000,000.00		11/05/08	11/06/13	4.875%	4.750%	1,712
(21) Federal Farm Cr. Bks Global Bond	31331GEL9	2,000,000.00	2,010,620.00	2,000,000.00		11/12/08	11/12/13	4.250%	4.210%	1,718
(22) Federal Farm Cr. Bks Global Bond	31331GEL9	1,000,000.00	1,013,130.00	1,000,000.00		11/13/08	11/18/13	4.400%	4.320%	1,724
(23) Fed Home Loan Bank Bond	3133XSLQ9	1,000,000.00	1,027,810.00	1,000,000.00		11/13/08	11/18/13	4.050%	3.920%	1,724
(24) Federal Farm Cr. Bks Global Bond	31331GGM5	1,000,000.00	991,880.00	1,000,000.00		12/13/08	12/10/13	4.250%	4.270%	1,746
(25) Federal Home Loan Banks	3133XSN08	1,000,000.00	1,026,250.00	1,000,000.00		12/13/08	12/16/13	4.250%	4.120%	1,752
(26) Federal Home Loan Banks	3133XSN09	1,000,000.00	1,003,750.00	1,000,000.00		12/19/08	12/18/13	4.450%	4.420%	1,754
(27) Federal Farm Cr. Bks Global	31331GGJ7	2,000,000.00	2,006,260.00	2,000,000.00		12/23/08	12/23/13	4.000%	4.010%	1,759
(28) Federal Farm Cr. Bks Global	31331GHX0	1,000,000.00	977,500.00	1,000,000.00		12/24/08	12/24/13	3.000%	3.050%	1,760
(29) Federal Home Loan Banks	3133XSRJ4	1,000,000.00	977,190.00	1,000,000.00		01/07/09	01/07/14	3.000%	3.060%	1,774
(30) Federal Farm Credit Bank Bonds	31331GKJ7	1,000,000.00	990,310.00	1,000,000.00		01/21/09	01/21/14	3.000%	3.010%	1,788
(31) Federal Home Ln Mtg Corp	3128/X8KQ4	1,000,000.00	991,900.00	1,000,000.00		02/18/09	02/18/14	3.250%	3.280%	1,816

Total Investments \$ 59,580,562.16 \$ 59,771,884.16 \$ 59,553,312.16

Yield 3.033%

Laura Parisi
 Laura Parisi, C.P.A., C.C.M.T.
 City Treasurer

I verify that this investment portfolio is in conformity with California laws and the Treasurer's Investment Policy which is approved annually by the City Council. The Treasurer's cash management program provides sufficient liquidity to meet the expenditure requirements for the next six months.



Account Number
242000300-01

Account Name
CITY OF LAGUNA BEACH CU

Account Statement


Statement Period

February 1, 2009 through February 28, 2009

Asset Detail - Principal Portfolio

Government Obligations

Asset Name	CUSIP	Shares/ Units Held	Cost Basis	Market Value	Share/ Unit Price	Percentage of Portfolio	Current Yield	Estimated Annual Income
Federal Gov't Agency								
FEDERAL HOME LN MTG CORP 4.0500% 12/30/2010	3128X7G32	1,000,000.000	1,000,000.00	1,009,520.00	100.9520	2.89%	4.01%	40,500.00
FEDERAL HOME LN BKS 5.7000% 7/14/2011	3133XFZ66	1,000,000.000	999,750.00	1,017,190.00	101.7190	2.92%	5.60%	57,000.00
FEDERAL FARM CR BKS GLOBAL 3.7500% 9/29/2011	31331GCH0	2,700,000.000	2,700,000.00	2,737,962.00	101.4060	7.84%	3.70%	101,250.00
FEDERAL FARM CR BKS GLOBAL 3.3750% 11/18/2011	31331GEW5	2,000,000.000	2,000,000.00	2,024,380.00	101.2190	5.80%	3.33%	67,500.00
FEDERAL FARM CR BKS GLOBAL 3.0000% 12/15/2011	31331GG06	1,000,000.000	1,000,000.00	1,005,630.00	100.5630	2.88%	2.98%	30,000.00
FEDERAL NATL MTG ASSN D/TD 12/26/2008 2.00% 12/29/2011	3136F92J1	1,000,000.000	1,000,000.00	993,130.00	99.3130	2.85%	2.01%	20,000.00
FEDERAL HOME LOAN BANKS BONDS D/TD 01/09/2009 04/09/2012	3133XSQV7	1,000,000.000	1,000,000.00	995,940.00	99.5940	2.85%	3.01%	30,000.00
FEDERAL HOME LOAN BANK BONDS D/TD 12/29/2008 2.125% 06/29/2012	3133XSRC4	1,000,000.000	1,000,000.00	986,880.00	98.6880	2.83%	2.15%	21,250.00
FEDERAL HOME LOAN BANKS 2.3750% 7/9/2012	3133XSRF7	1,000,000.000	1,000,000.00	994,060.00	99.4060	2.85%	2.39%	23,750.00
FEDERAL HOME LN BKS 4.8500% 11/20/2012	3133XN4Z9	1,000,000.000	1,000,000.00	1,026,250.00	102.6250	2.94%	4.73%	48,500.00
FEDERAL FARM CR BKS GLOBAL 3.4500% 12/24/2012	31331GHP7	1,000,000.000	1,000,000.00	999,690.00	99.9690	2.87%	3.45%	34,500.00



Account Number
242000300-01

Account Name
CITY OF LAGUNA BEACH CU

Account Statement

Statement Period

February 1, 2009 through February 28, 2009

Asset Detail - Principal Portfolio (continued)

Government Obligations

Asset Name	CUSIP	Shares/ Units Held	Cost Basis	Market Value	Share/ Unit Price	Percentage of Portfolio	Current Yield	Estimated Annual Income
Federal Govt Agency								
FEDERAL HOME LOAN BANKS 2.5000% 1/14/2013	3133XSUP1	1,000,000.000	1,000,000.00	1,003,750.00	100.3750	2.88%	2.49%	25,000.00
FEDERAL NATL MTG ASSN 4.1250% 2/22/2013	3136F3X1	1,000,000.000	994,530.00	1,007,190.00	100.7190	2.89%	4.10%	41,250.00
FEDERAL FARM CR BKS CONS 4.0000% 3/6/2013	31331YWX4	1,000,000.000	1,000,000.00	1,003,310.00	100.0310	2.87%	4.00%	40,000.00
FEDERAL FARM CR BKS CONS 3.9000% 3/20/2013	31331YZ7	1,000,000.000	1,000,000.00	1,001,250.00	100.1250	2.87%	3.90%	39,000.00
FEDERAL FARM CR BKS CONS 4.2500% 5/1/2013	31331YJ76	1,000,000.000	1,000,000.00	1,005,000.00	100.5000	2.88%	4.23%	42,500.00
FEDERAL FARM CR BKS CONS 4.3000% 6/10/2013	31331YV64	1,000,000.000	1,000,000.00	1,025,880.00	102.6880	2.94%	4.19%	43,000.00
FEDERAL HOME LOAN BANKS 4.8750% 11/6/2013	3133XSJ58	1,000,000.000	1,000,000.00	1,021,880.00	102.1880	2.93%	4.77%	48,750.00
FEDERAL FARM CR BKS GLOBAL 4.2500% 11/12/2013	31331GEK1	2,000,000.000	2,000,000.00	2,019,620.00	100.9810	5.76%	4.23%	85,000.00
FEDERAL FARM CR BKS GLOBAL 4.4000% 11/18/2013	31331GEL9	1,000,000.000	1,000,000.00	1,013,130.00	101.3130	2.90%	4.34%	44,000.00
FEDERAL HOME LOAN BANKS 4.0500% 11/18/2013	3133XSL09	1,000,000.000	1,000,000.00	1,027,810.00	102.7810	2.95%	3.94%	40,500.00
FEDERAL FARM CR BKS GLOBAL 4.2500% 12/10/2013	31331GGM5	1,000,000.000	1,000,000.00	991,880.00	99.1880	2.84%	4.28%	42,500.00



Account Number
242960300-01

Account Name
CITY OF LAGUNA BEACH CU

Account Statement

Statement Period

February 1, 2009 through February 28, 2009

Asset Detail - Principal Portfolio (continued)

Government Obligations

Asset Name	CUSIP	Shares/ Units Held	Cost Basis	Market Value	Share/ Unit Price	Percentage of Portfolio	Current Yield	Estimated Annual Income
Federal Govt Agency								
FEDERAL HOME LOAN BANKS 4.2500% 12/16/2013	3133XSN08	1,000,000.000	1,000,000.00	1,026,250.00	102.6250	2.94%	4.14%	42,500.00
FEDERAL HOME LOAN BANKS 4.4500% 12/18/2013	3133XSN69	1,000,000.000	1,000,000.00	1,003,750.00	100.3750	2.88%	4.43%	44,500.00
FEDERAL FARM CR BKS GLOBAL 4.0000% 12/23/2013	31331GGU7	2,000,000.000	2,000,000.00	2,006,250.00	100.3130	5.75%	3.99%	30,000.00
FEDERAL FARM CR BKS GLOBAL 3.0000% 12/24/2013	31331GHX0	1,000,000.000	1,000,000.00	977,500.00	97.7500	2.80%	3.07%	30,000.00
FEDERAL HOME LOAN BANK BONDS DTD 01/07/2009 3.00% 01/07/2014	3133XSRU4	1,000,000.000	1,000,000.00	977,190.00	97.7190	2.80%	3.07%	30,000.00
FEDERAL FARM CREDIT BANK BONDS DTD 01/21/2009 3.00% 01/21/2014	31331GKJ7	1,000,000.000	1,000,000.00	990,310.00	99.0310	2.84%	3.03%	30,000.00
FEDERAL HOME LNI MTG CORP 3.2500% 2/18/2014	3128X8KD4	1,000,000.000	1,000,000.00	991,900.00	99.1900	2.84%	3.28%	32,500.00
Total Government Obligations			\$33,594,250.00	\$33,873,492.00		97.08%	3.71%	\$1,255,250.00



Account Number
242000300-01

Account Name
CITY OF LAGUNA BEACH CU

Account Statement

Statement Period

February 1, 2009 through February 28, 2009

Asset Detail - Principal Portfolio (continued)

Corporate Obligations

Asset Name	CUSIP	Shares/ Units Held	Cost Basis	Market Value	Share/ Unit Price	Percentage of Portfolio	Current Yield	Estimated Annual Income
Corporate Bonds								
BERKSHIRE HATHAWAY FIN CORP 4.1250% 1/15/2010	084664AR2	1,000,000.000	978,500.00	1,017,830.00	101.7830	2.92%	4.05%	41,250.00
Total Corporate Obligations			\$978,500.00	\$1,017,830.00		2.92%	4.05%	\$41,250.00
Total Principal Portfolio			\$34,672,750.00	\$34,891,322.00		100.00%	3.72%	\$1,296,500.00
Total Account Values			\$34,672,750.00	\$34,891,322.00		100.00%	3.72%	\$1,296,500.00

Maturity Summary

	Face Value	Par Value	Cost Basis	Market Value	Percentage of Market Value
2009					
2010		2,000,000.000	1,978,500.00	2,027,350.00	5.81%
2011		7,700,000.000	7,699,750.00	7,778,292.00	22.29%
2012		5,000,000.000	5,000,000.00	5,002,820.00	14.34%
2013		17,000,000.000	16,994,500.00	17,123,460.00	49.08%
2014		3,000,000.000	3,000,000.00	2,959,400.00	8.48%
2015					
2016					
2017					
2018					
Ten-to-Fourteen Years					
Fifteen-to-Nineteen Years					
Twenty Years and Over					
Total	\$0.00	34,700,000.000	\$34,672,750.00	\$34,891,322.00	100.00%