

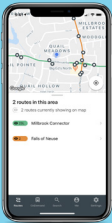
OnDemand User Guide



1

DOWNLOAD

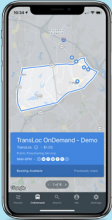
The TransLoc App is available for Android and iOS



2

EXPLORE TRANSIT

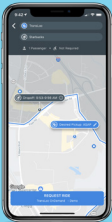
TransLoc App is your portal to explore both fixed route and on-demand transit services available in your area. Click the OnDemand option located at the bottom of the screen.



3

FIND SERVICES

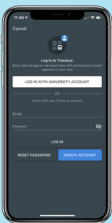
Available services will be shown along with their daily schedule, and service area.



4

BOOK A TRIP

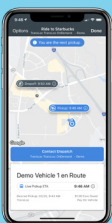
Once you provide an Origin and Destination, the TransLoc app will provide an estimated drop-off window.



5

LOG IN

You will be asked to create an account the first time you use the service.



6

TRACK YOUR RIDE

The TransLoc App will keep you updated with your arrival estimate. Follow your assigned vehicle in real time all the way through to your destination.

GET THE APP



transloc.com/app

⚠ Note: location services must be turned ON for the app to function properly